

# Environmental product declaration

in accordance with ISO 14025 and EN 15804+A2

## Housegard 4 kg Powder Extinguisher, PE4HR-A, 27A 233B C



 **GPBM** Nordic

The Norwegian EPD Foundation

### Owner of the declaration:

GPBM Nordic AB

### Product:

Housegard 4 kg Powder Extinguisher, PE4HR-A, 27A 233B C

### Declared unit:

1 pcs

### This declaration is based on Product Category Rules:

CEN Standard EN 15804:2012+A2:2019 serves as core PCR

PCR 2010:08 for other special- and general-purpose machinery and parts thereof, ver. 4.0, 04.04.2022. The International EPD® System.

### Program operator:

The Norwegian EPD Foundation

### Declaration number:

NEPD-11450-11335

### Registration number:

NEPD-11450-11335

### Issue date:

18.06.2025

### Valid to:

18.06.2030

### EPD software:

LCAno EPD generator ID: 1044239

## General information

### Product

Housegard 4 kg Powder Extinguisher, PE4HR-A, 27A 233B C

### Program operator:

The Norwegian EPD Foundation  
Post Box 5250 Majorstuen, 0303 Oslo, Norway  
Phone: +47 977 22 020  
web: [www.epd-norge.no](http://www.epd-norge.no)

### Declaration number:

NEPD-11450-11335

### This declaration is based on Product Category Rules:

CEN Standard EN 15804:2012+A2:2019 serves as core PCR  
PCR 2010:08 for other special- and general-purpose machinery and  
parts thereof, ver. 4.0, 04.04.2022. The International EPD® System.

### Statement of liability:

The owner of the declaration shall be liable for the underlying  
information and evidence. EPD Norway shall not be liable with respect  
to manufacturer information, life cycle assessment data and  
evidences.

### Declared unit:

1 pcs Housegard 4 kg Powder Extinguisher, PE4HR-A, 27A 233B C

### Declared unit with option:

A1-A3, A4, A5, B2, B6, C1, C2, C3, C4, D

### Functional unit:

Not applicable.

### General information on verification of EPD from EPD tools:

Independent verification of data, other environmental information  
and the declaration according to ISO 14025:2010, § 8.1.3 and § 8.1.4.  
Verification of each EPD is made according to EPD-Norway's  
guidelines for verification and approval requiring that tools are i)  
integrated into the company's environmental management system, ii)  
the procedures for use of the EPD tool are approved by EPD-Norway,  
and iii) the process is reviewed annually by an independent third  
party verifier. See Appendix G of EPD-Norway's General Programme  
Instructions for further information on EPD tools

### Verification of EPD tool:

Independent third party verification of the EPD tool, background data  
and test-EPD in accordance with EPDNorway's procedures and  
guidelines for verification and approval of EPD tools.

Third party verifier:

Elisabet Amat, GREENIZE projects

(no signature required)

### Owner of the declaration:

GPBM Nordic AB  
Contact person: Malin Strelitzsky  
Phone: +46(0)31-7991600  
e-mail: [info@gpbmnordic.se](mailto:info@gpbmnordic.se)

### Manufacturer:

GPBM Nordic AB  
Sörredsvägen 113  
41878 Göteborg, Sweden

### Place of production:

GPBM Nordic AB - Production site China

, China

### Management system:

### Organisation no:

556360-0443

### Issue date:

18.06.2025

### Valid to:

18.06.2030

### Year of study:

2023

### Comparability:

EPD of construction products may not be comparable if they do not  
comply with EN 15804 and seen in a building context.

### Development and verification of EPD:

The declaration is created using EPD tool lca.tools ver EPD2022.03,  
developed by LCA.no. The EPD tool is integrated in the company's  
management system, and has been approved by EPD Norway.  
NEPDT151

Developer of EPD: Malin Strelitzsky

Reviewer of company-specific input data and EPD: Johnny Larsson

### Approved:



Håkon Hauan, CEO EPD-Norge

## Product

### Product description:

4kg ABC Powder Fire extinguisher.

The product is suitable for residential, office, industrial, and automotive use.

### Product specification

The product is made with 11% recycled steel

Materials	kg	%
Chemical	4,00	60,46
Ethylene propylene diene monomer (EPDM)	0,12	1,88
Metal - Aluminium alloy	0,30	4,65
Metal - Brass	0,033	0,49
Metal - Steel low alloy	2,098	31,71
Plastic - Polyamide	0,0088	0,13
Plastic - Polytetrafluoroethylene (PTFE)	0,00017	0,0025
Polyvinyl chloride (PVC)	0,042	0,63
Total	6,61	100,00

Packaging	kg	%
Packaging - Cardboard	0,30	96,43
Packaging - Paper	0,01	3,57
Total incl. packaging	6,92	100,00

### Technical data:

Standard: EN 3-7

Certifications: CE, Wheelmark

Technical data	
Fire class	ABC
Efficiency class	27A 233B C
Temperature range	-30 °C / +60 °C
Extinguishing agent	SUN ABC Standard
Extinguisher size	4 kg
Discharge time	17 s
Throwing range	4-6 m
Working pressure	15 bar
Cylinder material	Steel
Propellant	Nitrogen
Height	520 mm
Width	150 mm

### Market:

Nordic

### Reference service life, product

10 years

### Reference service life, building or construction works

N/A

## LCA: Calculation rules

### Declared unit:

1 pcs Housegard 4 kg Powder Extinguisher, PE4HR-A, 27A 233B C

### Cut-off criteria:

All major raw materials and all the essential energy is included. The production processes for raw materials and energy flows with very small amounts (less than 1%) are not included. These cut-off criteria do not apply for hazardous materials and substances.

### Allocation:

The allocation is made in accordance with the provisions of EN 15804. Incoming energy and water and waste production in-house is allocated equally among all products through mass allocation. Effects of primary production of recycled materials is allocated to the main product in which the material was used. The recycling process and transportation of the material is allocated to this analysis.

### Data quality:

Specific data for the product composition are provided by the manufacturer. The data represent the production of the declared product and were collected for EPD development in the year of study. Background data is based on EPDs according to EN 15804 and different LCA databases. The data quality of the raw materials in A1 is presented in the table below.

Materials	Source	Data quality	Year
Chemical	ecoinvent 3.10	Database	2023
Ethylene propylene diene monomer (EPDM)	ecoinvent 3.6	Database	2019
Metal - Aluminium alloy	ecoinvent 3.6	Database	2019
Metal - Brass	ecoinvent 3.6	Database	2019
Metal - Steel low alloy	ecoinvent 3.6	Database	2019
Packaging - Cardboard	Modified ecoinvent 3.6	Database	2019
Packaging - Paper	ecoinvent 3.6	Database	2019
Plastic - Polyamide	ecoinvent 3.6	Database	2019
Plastic - Polytetrafluoroethylene (PTFE)	ecoinvent 3.6	Database	2019
Polyvinyl chloride (PVC)	ecoinvent 3.6	Database	2019

## System boundaries (X=included, MND=module not declared, MNR=module not relevant)

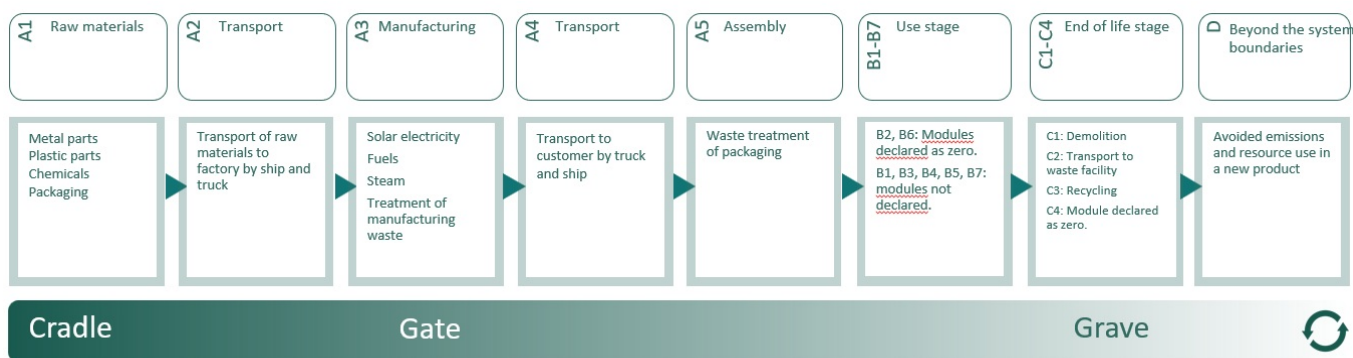
Product stage			Construction installation stage		Use stage							End of life stage				Beyond the system boundaries
Raw materials	Transport	Manufacturing	Transport	Assembly	Use	Maintenance	Repair	Replacement	Refurbishment	Operational energy use	Operational water use	De-construction demolition	Transport	Waste processing	Disposal	Reuse-Recovery- Recycling-potential
A1	A2	A3	A4	A5	B1	B2	B3	B4	B5	B6	B7	C1	C2	C3	C4	D
X	X	X	X	X	MND	X	MND	MND	MND	X	MND	X	X	X	X	X

### System boundary:

This EPD includes A1-D.

B1 - B7 are not relevant.

Modules A1-A4 are included in the analysis. It includes the extraction and production of raw materials, transportation to the factory, the production process itself and transportation to market.



### Additional technical information:

Maintenance of fire extinguishers shall be carried out in accordance with national standards and the manufacturer's service instructions.

## LCA: Scenarios and additional technical information

The following information describe the scenarios in the different modules of the EPD.

All materials are reused or recycled at end of life.

Module A4: transport includes the import from China to Sweden and distribution into the nordic market.

Module B2 is declared as zero because the general maintenance only includes visual inspection of the pressure.














Module B6 is declared as zero because there is no operational energy usage.

Module C1 is declared as zero because it is assumed that the disassembly of fire extinguishers are done manually.

Transport from production place to user (A4)	Capacity utilisation (incl. return) %	Distance (km)	Fuel/Energy Consumption	Unit	Value (Liter/tonne)
Ship, Freight, Transoceanic (km)	65,0 %	22000	0,003	l/tkm	66,00
Truck, 16-32 tonnes, EURO 4 (km) - Europe	36,7 %	5	0,044	l/tkm	0,22
Truck, 16-32 tonnes, EURO 4 (km) - Europe	36,7 %	1000	0,044	l/tkm	44,00
Truck, 16-32 tonnes, EURO 4 (km) - World	38,8 %	100	0,045	l/tkm	4,50
Assembly (A5)	Unit	Value			
Waste, packaging, corrugated board box, 0 % recycled, to average treatment (kg)	kg	0,29			
Waste, packaging, paper printed, to average treatment (kg)	kg	0,011			
Transport to waste processing (C2)	Capacity utilisation (incl. return) %	Distance (km)	Fuel/Energy Consumption	Unit	Value (Liter/tonne)
Truck, 16-32 tonnes, EURO 6 (km) - Europe	36,7 %	85	0,043	l/tkm	3,66
Waste processing (C3)	Unit	Value			
Brass to recycling (kg)	kg	0,033			
Chemical to recycling (kg)	kg	4,00			
Plastics to recycling (kg)	kg	0,17			
Aluminium to recycling (kg)	kg	0,30			
Waste treatment per kg Plastic, Mixture, municipal incineration with fly ash extraction (kg)	kg	0,00017			
Steel to recycling (kg)	kg	2,098			
Disposal (C4)	Unit	Value			
Landfilling of ashes from incineration of Plastics, Mixture, municipal incineration with fly ash extraction, process per kg ashes and residues - C4 (kg)	kg	0,0000059			
Benefits and loads beyond the system boundaries (D)	Unit	Value			
Substitution, ethylene propylene diene monomer (EPDM) (kg)	kg	0,12			
Substitution of primary steel with net scrap (kg)	kg	1,86			
Substitution of thermal energy, district heating, in Norway (MJ)	MJ	0,27			
Substitution of primary aluminium with net scrap (kg)	kg	0,26			
Substitution, monoammonium phosphate (kg)	kg	4,00			
Substitution of electricity, in Norway (MJ)	MJ	0,017			
Substitution of primary Brass with net scrap (kg)	kg	0,022			
Substitution of polyamide, nylon 6, granulate (kg)	kg	0,0087			
Substitution of Polyvinylchloride, average, PVC (kg)	kg	0,042			

## LCA: Results

The LCA results are presented below for the declared unit defined on page 2 of the EPD document.

Environmental impact												
Indicator		Unit	A1-A3	A4	A5	B2	B6	C1	C2	C3	C4	D
	GWP-total	kg CO <sub>2</sub> -eq	1,77E+01	2,70E+00	5,28E-01	0	0	0	9,62E-02	4,02E-04	1,69E-08	-9,46E+00
	GWP-fossil	kg CO <sub>2</sub> -eq	1,81E+01	2,70E+00	4,98E-03	0	0	0	9,61E-02	4,02E-04	1,69E-08	-9,40E+00
	GWP-biogenic	kg CO <sub>2</sub> -eq	-4,33E-01	9,13E-04	5,23E-01	0	0	0	3,98E-05	8,74E-09	9,00E-12	1,18E-02
	GWP-luluc	kg CO <sub>2</sub> -eq	3,79E-02	1,44E-03	1,65E-06	0	0	0	3,42E-05	1,63E-09	2,00E-12	-6,91E-02
	ODP	kg CFC 11-eq	1,46E-06	5,95E-07	1,05E-09	0	0	0	2,18E-08	1,00E-12	0,00E+00	-1,15E-04
	AP	mol H <sup>+</sup> -eq	1,14E-01	5,30E-02	2,36E-05	0	0	0	2,76E-04	8,82E-08	5,40E-11	-6,34E-02
	EP-FreshWater	kg P -eq	2,17E-03	1,62E-05	4,09E-08	0	0	0	7,68E-07	7,80E-11	0,00E+00	-1,80E-03
	EP-Marine	kg N -eq	1,94E-02	1,36E-02	7,80E-06	0	0	0	5,46E-05	4,22E-08	1,60E-11	-9,42E-03
	EP-Terrestrial	mol N -eq	2,30E-01	1,52E-01	8,45E-05	0	0	0	6,11E-04	4,32E-07	1,86E-10	-1,17E-01
	POCP	kg NMVOC-eq	7,26E-02	3,99E-02	2,43E-05	0	0	0	2,34E-04	1,04E-07	5,10E-11	-3,61E-02
	ADP-minerals&metals <sup>1</sup>	kg Sb-eq	1,23E-03	4,52E-05	1,21E-07	0	0	0	2,65E-06	4,40E-11	0,00E+00	-8,14E-04
	ADP-fossil <sup>1</sup>	MJ	2,03E+02	3,76E+01	6,97E-02	0	0	0	1,45E+00	5,53E-05	1,31E-07	-1,15E+02
	WDP <sup>1</sup>	m <sup>3</sup>	1,55E+02	2,09E+01	8,83E-02	0	0	0	1,41E+00	3,99E-04	1,68E-06	-1,24E+03

GWP-total = Global Warming Potential total; GWP-fossil = Global Warming Potential fossil fuels; GWP-biogenic = Global Warming Potential biogenic; GWP-luluc = Global Warming Potential land use and land use change; ODP = Depletion potential of the stratospheric ozone layer; AP = Acidification potential, Accumulated Exceedance; EP-freshwater = Eutrophication potential, fraction of nutrients reaching freshwater end compartment; EP-marine = Eutrophication potential, fraction of nutrients reaching marine end compartment; EP-terrestrial = Eutrophication potential, Accumulated Exceedance; POCP = Formation potential of tropospheric ozone; ADP-minerals&metals = Abiotic depletion potential for non-fossil resources; ADP-fossil = Abiotic depletion for fossil resources potential; WDP = Water (user) deprivation potential, deprivation-weighted water consumption

"Reading example: 9,0 E-03 = 9,0\*10<sup>-3</sup> = 0,009"







\*INA Indicator Not Assessed

1. The results of this environmental impact indicator shall be used with care as the uncertainties on these results are high or as there is limited experienced with the indicator

## Remarks to environmental impacts

Not applicable.

### Additional environmental impact indicators

Indicator	Unit	A1-A3	A4	A5	B2	B6	C1	C2	C3	C4	D
 PM	Disease incidence	1,27E-06	9,18E-08	3,48E-10	0	0	0	5,88E-09	0,00E+00	0,00E+00	-6,02E-07
 IRP <sup>2</sup>	kgBq U235 -eq	4,82E-01	1,62E-01	2,98E-04	0	0	0	6,35E-03	1,39E-07	6,48E-10	-3,63E-01
 ETP-fw <sup>1</sup>	CTUe	6,61E+02	2,50E+01	9,30E-02	0	0	0	1,08E+00	8,50E-04	2,88E-07	-2,67E+02
 HTP-c <sup>1</sup>	CTUh	8,26E-08	0,00E+00	3,00E-12	0	0	0	0,00E+00	0,00E+00	0,00E+00	-3,04E-08
 HTP-nc <sup>1</sup>	CTUh	6,23E-07	1,53E-08	1,18E-10	0	0	0	1,18E-09	1,00E-12	0,00E+00	-1,54E-08
 SQP <sup>1</sup>	dimensionless	1,20E+02	1,57E+01	4,68E-02	0	0	0	1,02E+00	1,01E-05	3,90E-07	-3,13E+01









PM = Particulate Matter emissions; IRP = Ionizing radiation – human health; ETP-fw = Eco toxicity – freshwater; HTP-c = Human toxicity – cancer effects; HTP-nc = Human toxicity – non cancer effects; SQP = Potential Soil Quality Index (dimensionless)

"Reading example: 9,0 E-03 = 9,0\*10<sup>-3</sup> = 0,009"

\*INA Indicator Not Assessed

1. The results of this environmental impact indicator shall be used with care as the uncertainties on these results are high or as there is limited experienced with the indicator
2. This impact category deals mainly with the eventual impact of low dose ionizing radiation on human health of the nuclear fuel cycle. It does not consider effects due to possible nuclear accidents, occupational exposure nor due to radioactive waste disposal in underground facilities. Potential ionizing radiation from the soil, from radon and from some construction materials is also not measured by this indicator.






Resource use											
Indicator	Unit	A1-A3	A4	A5	B2	B6	C1	C2	C3	C4	D
 PERE	MJ	2,75E+01	3,90E-01	1,15E-03	0	0	0	2,08E-02	3,08E-06	9,14E-09	-1,73E+01
 PERM	MJ	4,88E+00	0,00E+00	-4,88E+00	0	0	0	0,00E+00	0,00E+00	0,00E+00	0,00E+00
 PERT	MJ	3,23E+01	3,90E-01	-4,88E+00	0	0	0	2,08E-02	3,08E-06	9,14E-09	-1,73E+01
 PENRE	MJ	1,98E+02	3,76E+01	6,97E-02	0	0	0	1,45E+00	5,53E-05	1,31E-07	-1,11E+02
 PENRM	MJ	4,65E+00	0,00E+00	0,00E+00	0	0	0	0,00E+00	-4,65E+00	0,00E+00	-4,30E+00
 PENRT	MJ	2,03E+02	3,76E+01	6,97E-02	0	0	0	1,45E+00	-4,65E+00	1,31E-07	-1,15E+02
 SM	kg	2,86E-01	0,00E+00	0,00E+00	0	0	0	0,00E+00	0,00E+00	0,00E+00	-7,41E-03
 RSF	MJ	6,62E-02	1,22E-02	3,81E-05	0	0	0	7,44E-04	6,61E-08	2,26E-10	5,73E-02
 NRSF	MJ	4,29E+00	7,67E-02	1,57E-04	0	0	0	2,66E-03	0,00E+00	2,14E-08	2,17E+00
 FW	m <sup>3</sup>	1,98E-01	2,99E-03	3,29E-05	0	0	0	1,55E-04	4,68E-07	1,21E-10	-1,15E-01

PERE = Use of renewable primary energy excluding renewable primary energy resources used as raw materials; PERM = Use of renewable primary energy resources used as raw materials; PERT = Total use of renewable primary energy resources; PENRE = Use of non renewable primary energy excluding non-renewable primary energy resources used as raw materials; PENRM = Use of non renewable primary energy resources used as raw materials; PENRT = Total use of non renewable primary energy resources; SM = Use of secondary materials; RSF = Use of renewable secondary fuels; NRSF = Use of non-renewable secondary fuels; FW = Net use of fresh water

\*Reading example: 9,0 E-03 =  $9,0 \cdot 10^{-3} = 0,009$

\*INA Indicator Not Assessed

### End of life - Waste






Indicator		Unit	A1-A3	A4	A5	B2	B6	C1	C2	C3	C4	D
	HWD	kg	4,09E-01	1,83E-03	0,00E+00	0	0	0	7,49E-05	0,00E+00	1,58E-07	-2,66E-01
	NHWD	kg	1,10E+01	9,61E-01	3,08E-01	0	0	0	7,06E-02	0,00E+00	1,51E-07	-8,21E+00
	RWD	kg	6,87E+00	2,58E-04	0,00E+00	0	0	0	9,90E-06	0,00E+00	1,00E-12	-6,87E+00

HWD = Hazardous waste disposed; NHWD = Non-hazardous waste disposed; RWD = Radioactive waste disposed

\*Reading example: 9,0 E-03 =  $9,0 \cdot 10^{-3}$  = 0,009"

\*INA Indicator Not Assessed

### End of life - Output flow

Indicator		Unit	A1-A3	A4	A5	B2	B6	C1	C2	C3	C4	D
	CRU	kg	0,00E+00	0,00E+00	0,00E+00	0	0	0	0,00E+00	0,00E+00	0,00E+00	0,00E+00
	MFR	kg	1,04E-02	0,00E+00	2,86E-01	0	0	0	0,00E+00	6,61E+00	0,00E+00	-9,97E-04
	MER	kg	2,78E-01	0,00E+00	7,69E-04	0	0	0	0,00E+00	1,70E-04	0,00E+00	-1,20E-04
	EEE	MJ	1,68E-01	0,00E+00	1,76E-02	0	0	0	0,00E+00	2,61E-04	0,00E+00	-7,57E-04
	EET	MJ	2,53E+00	0,00E+00	2,67E-01	0	0	0	0,00E+00	3,95E-03	0,00E+00	-1,15E-02

CRU = Components for re-use; MFR = Materials for recycling; MER = Materials for energy recovery; EEE = Exported energy electrical; EET = Exported energy thermal

\*Reading example: 9,0 E-03 =  $9,0 \cdot 10^{-3}$  = 0,009"

\*INA Indicator Not Assessed

### Biogenic Carbon Content

Indicator	Unit	At the factory gate
Biogenic carbon content in product	kg C	0,00E+00
Biogenic carbon content in accompanying packaging	kg C	1,43E-01

Note: 1 kg biogenic carbon is equivalent to 44/12 kg CO<sub>2</sub>

## Additional requirements

### Greenhouse gas emissions from the use of electricity in the manufacturing phase

National production mix from import, low voltage (production of transmission lines, in addition to direct emissions and losses in grid) of applied electricity for the manufacturing process (A3).

Electricity mix	Source	Amount	Unit
Electricity, photovoltaic, single-Si panel - China (kWh)	ecoinvent 3.6	93,97	g CO <sub>2</sub> -eq/kWh

### Dangerous substances

The product contains dangerous substances, more than 0,1% by weight, given by the REACH Candidate List, see table:

Name	CASNo	Amount
Lead	ISO 14025:2010 Environmental labels and declarations - Type III environmental declarations - Principles and procedures, ISO 14044:2006 Environmental m	>0,1

### Indoor environment

Not applicable.






## Additional Environmental Information

Additional environmental impact indicators required in NPCR Part A for construction products											
Indicator	Unit	A1-A3	A4	A5	B2	B6	C1	C2	C3	C4	D
GWPIOBC	kg CO <sub>2</sub> -eq	1,76E+01	2,70E+00	4,98E-03	0	0	0	9,61E-02	4,02E-04	1,69E-08	-9,45E+00

GWP-IOBC: Global warming potential calculated according to the principle of instantaneous oxidation. In order to increase the transparency of biogenic carbon contribution to climate impact, the indicator GWP-IOBC is required as it declares climate impacts calculated according to the principle of instantaneous oxidation. GWP-IOBC is also referred to as GWP-GHG in context to Swedish public procurement legislation.

## Bibliography

ISO 14025:2010 Environmental labels and declarations - Type III environmental declarations - Principles and procedures.  
 ISO 14044:2006 Environmental management - Life cycle assessment - Requirements and guidelines.  
 EN 15804:2012+A2:2019 Environmental product declaration - Core rules for the product category of construction products.  
 ecoinvent v3, Allocation, cut-off by classification, Swiss Centre of Life Cycle Inventories.  
 Iversen et al., (2021) eEPD v2021.09 Background information for EPD generator tool system verification, LCA.no Report number: 07.21  
 Ferreira, P. and Ruud, C.E., (2024) EPD generator for PCR 2010:08 Other Special- And General-Purpose Machinery and Parts Thereof: Background information for EPD generator application and LCA data, LCA.no report number: 15.24  
 NPCR Part A: Construction products and services. Ver. 2.0. April 2021, EPD-Norge.  
 PCR 2010:08 for other special- and general-purpose machinery and parts thereof, ver. 4.0, 04.04.2022. The International EPD® System.  
 EN 50693:2019 Product category rules for life cycle assessments of electronic and electrical products and systems  
 General Programme Instructions for The Norwegian EPD Foundation/EPD-Norge (www.epd-norge.no) version 3:2019 updated 25/05/23.

 <b>epd-norge</b> <small>Global program operator</small>	<b>Program operator and publisher</b> The Norwegian EPD Foundation Post Box 5250 Majorstuen, 0303 Oslo, Norway	Phone: +47 977 22 020 e-mail: post@epd-norge.no web: www.epd-norge.no
 <b>GPBM Nordic</b>	<b>Owner of the declaration:</b> GPBM Nordic AB Sörredsvägen 113, 41878 Göteborg, Sweden	Phone: +46(0)31-7991600 e-mail: info@gpbmnordic.se web: https://www.gpbmnordic.no/
	<b>Author of the Life Cycle Assessment</b> LCA.no AS Dokka 6A, 1671 Kråkerøy, Norway	Phone: +47 916 50 916 e-mail: post@lca.no web: www.lca.no
	<b>Developer of EPD generator</b> LCA.no AS Dokka 6A, 1671 Kråkerøy, Norway	Phone: +47 916 50 916 e-mail: post@lca.no web: www.lca.no
	ECO Platform ECO Portal	web: www.eco-platform.org web: ECO Portal