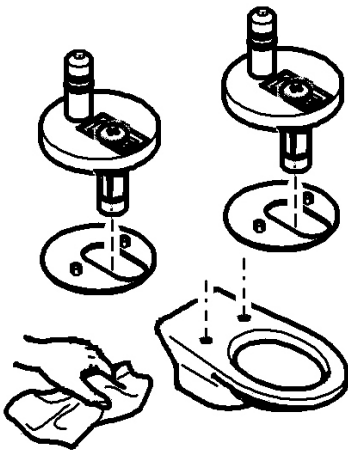


**Copriwater Norm-Pura
Seat & Cover Norm-Pura**

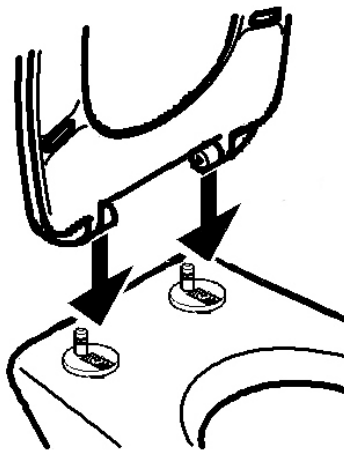
Note di montaggio
Installation instruction

①




Pulire ed inserire le cerniere nei fori posti sul water.
Clean and insert the hinges in the holes on the wc.

②



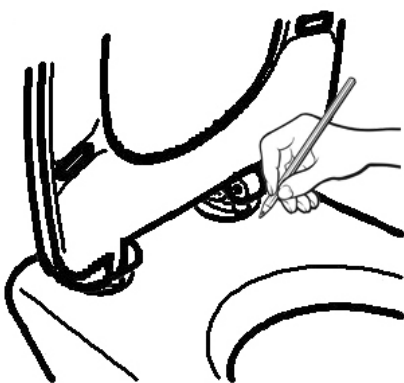
Effettuare una prima installazione per posizionare le cerniere.
Effect a first trial installation to place the hinges.

③



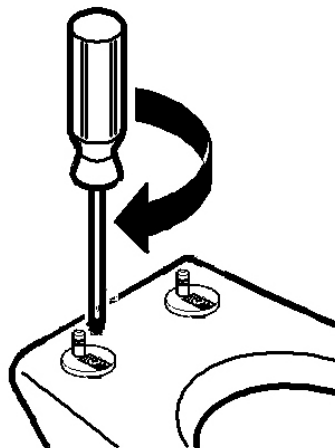
Prima di serrare le cerniere verificare il corretto posizionamento del copriwater.
Before fastening the screws, verify the correct position of the seat & cover.

④



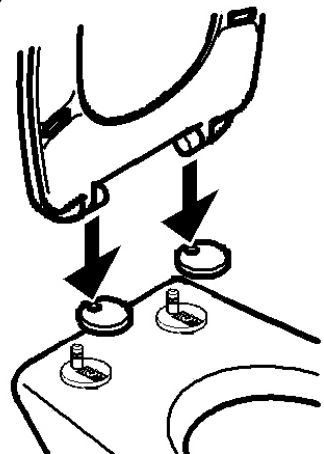
Annotare la posizione delle cerniere e rimuovere il copriwater.
Note down the position of the hinges and remove the seat & cover.

⑤



Serrare definitivamente le cerniere.
Fasten permanently the hinges.

⑥



Inserire le placche e il copriwater.
Insert the metal plates and the seat & cover.