

Assembly, installation and maintenance manual

Montage-, Aufbau- und Wartungsanleitung • Assemblage, manuel de montage et d'entretien • Montaje, instalación y mantenimiento • Manuale di montaggio, installazione e manutenzione • Monterings- og vedlikeholdsmanual • Monterings-, installations- och underhållsmanual • Kokoamis-, asennus- ja huolto-ohje • Vejledning for montering og vedligehold • Handleiding voor montage, installatie en onderhoud • Manual de montagem, instalação e manutenção • Návod k montáži, instalaci a údržbě • Instrukcja montażu, instalacji i konserwacji • Surinkimo, montavimo ir priežiūros vadovas • Montāžas, uzstādīšanas un apkopes rokasgrāmata • Руководство по сборке и обслуживанию • Montaaži-, paigaldus- ja säilitamise juhend



Element house EL16-2424

<p>Factory inspection by • Werkskontrolle durch • Contrôle à partir de l'usine par • Inspector de fábrica • Collaudato da • Fabrikkkontroll utført av • Fabriksbesiktigat av • Tehtaan tarkastaja • Fabriks Kontrol udført af • Fabriekscontrole door • Inspeção de fábrica, por: • Zkontrolováno ve výrobním závodě • Kontrola fabryczna do • Apžiūrą gamykloje atliko • Rūpnīcas pārbaudi veicis • Заводской контроль • Tehase kontroll teostatud:</p>	<p>Date • Datum • Date • Fecha • Data • Dato • Datum • Päiväys • Dato • Datum • Data • Datum • Data • Datums • Data • Дата • Kuupäev:</p>
<p>.....</p>	<p>Pack number • Pack Nr. • Packet n° • Bulto N° • Pacco N. • Serienr • Produktionsnummer • Pakettinro • Pakke nr. • Pak nr. • Número de embalagem • Číslo balení • Numer opakowania • Pakuotės numeris • Iepakojuma numurs • Упаковочный номер • Pakinumber:</p>



www.palmako.ee/information-hub

English: Before installing and using the product, please read the instructions and warranty terms at www.palmako.ee/information-hub to guarantee proper installation and long-lasting performance.

Deutsch: Wichtig! Bitte vor Aufbau und Nutzung des Produkts unbedingt die detaillierte Montageanleitung sowie die Garantiebedingungen unter www.palmako.ee/information-hub lesen, um eine fachgerechte Montage und eine lange Funktionssicherheit zu gewährleisten.

Français: Avant d'installer et d'utiliser le produit, veuillez lire les instructions et les conditions de garantie sur www.palmako.ee/information-hub afin de garantir une installation correcte et la longévité du produit.

Español: Antes de instalar y utilizar el producto, lea las instrucciones y las condiciones de garantía en www.palmako.ee/information-hub para asegurar una instalación correcta y una larga vida útil del producto.

Italiano: Prima di installare e utilizzare il prodotto, leggere le istruzioni e le condizioni di garanzia su www.palmako.ee/information-hub per garantire una corretta installazione e prestazioni durature.

Norsk: Før montering og bruk av produktet, vennligst les monteringsanvisningene og garantivilkårene på www.palmako.ee/information-hub for å sikre korrekt montering og fremtidig holdbarhet.

Svenska: Innan du installerar och använder produkten, vänligen läs instruktionerna och garantivillkoren på www.palmako.ee/information-hub för att säkerställa korrekt installation och produktens långvariga hållbarhet

Suomi: Ennen tuotteen asentamista ja käyttämistä, lue ohjeet ja takuehdot osoitteessa www.palmako.ee/information-hub varmistaaksesi oikean asennuksen ja pitkäkestoisen toiminnan.

Русский: Перед установкой и использованием изделия ознакомьтесь с инструкцией и условиями гарантии на сайте www.palmako.ee/information-hub, чтобы гарантировать правильную установку и долговечность изделия.

Eesti: Enne toote paigaldamist ja kasutuselevõttu lugege palun juhiseid ja garantiitingimusi aadressil www.palmako.ee/information-hub, et tagada nõuetekohane paigaldus ja toote pikk eluiga.

Dansk (Oversat af AI): Læs venligst instruktionerne og garantibetingelserne på www.palmako.ee/information-hub, før du installerer og bruger produktet, for at garantere korrekt installation og langvarig ydeevne.

Dutch (Vertaald door AI): Lees vóór de installatie en het gebruik van het product de instructies en garantievoorwaarden op www.palmako.ee/information-hub om een correcte installatie en langdurige werking te garanderen

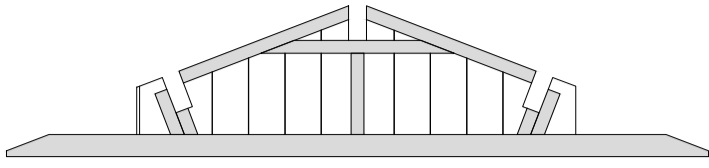
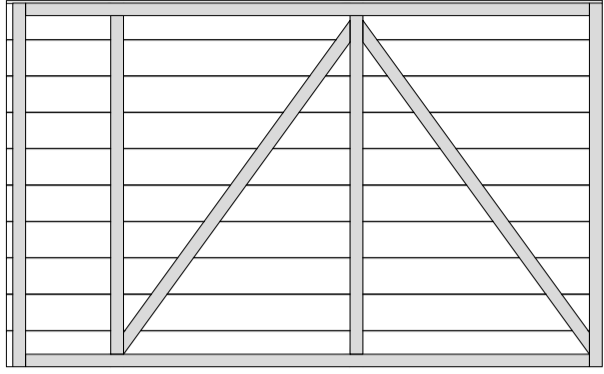
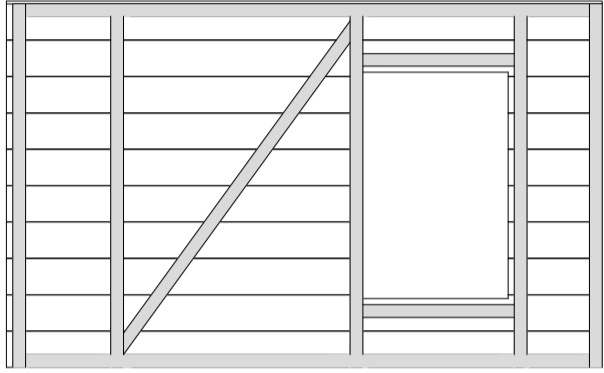
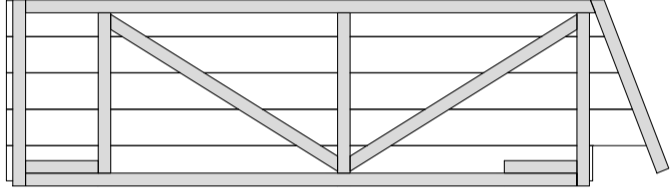
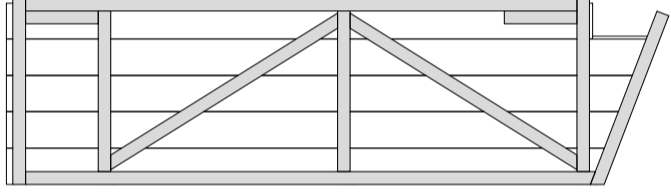
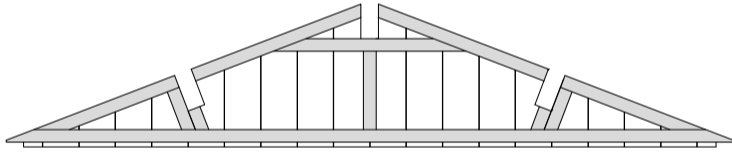
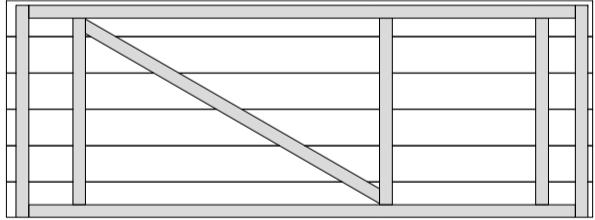
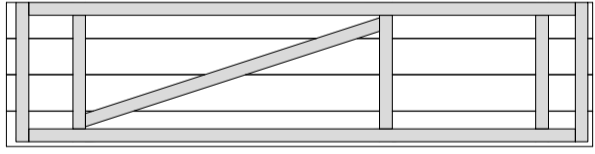

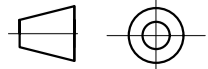
Português (Traduzido por IA): Antes de instalar e utilizar o produto, leia as instruções e os termos de garantia em www.palmako.ee/information-hub para garantir uma instalação adequada e um desempenho duradouro.






















Čeština (Přeloženo umělou inteligencí): Před instalací a použitím produktu si prosím přečtěte pokyny a záruční podmínky na www.palmako.ee/information-hub, abyste zaručili správnou instalaci a dlouhodobý výkon.

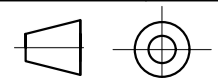
Polski (Przetłumaczone przez AI): Przed zainstalowaniem i użyciem produktu należy przeczytać instrukcję oraz warunki gwarancji dostępne na stronie www.palmako.ee/information-hub, co pozwoli zagwarantować prawidłową instalację i długotrwałą wydajność.

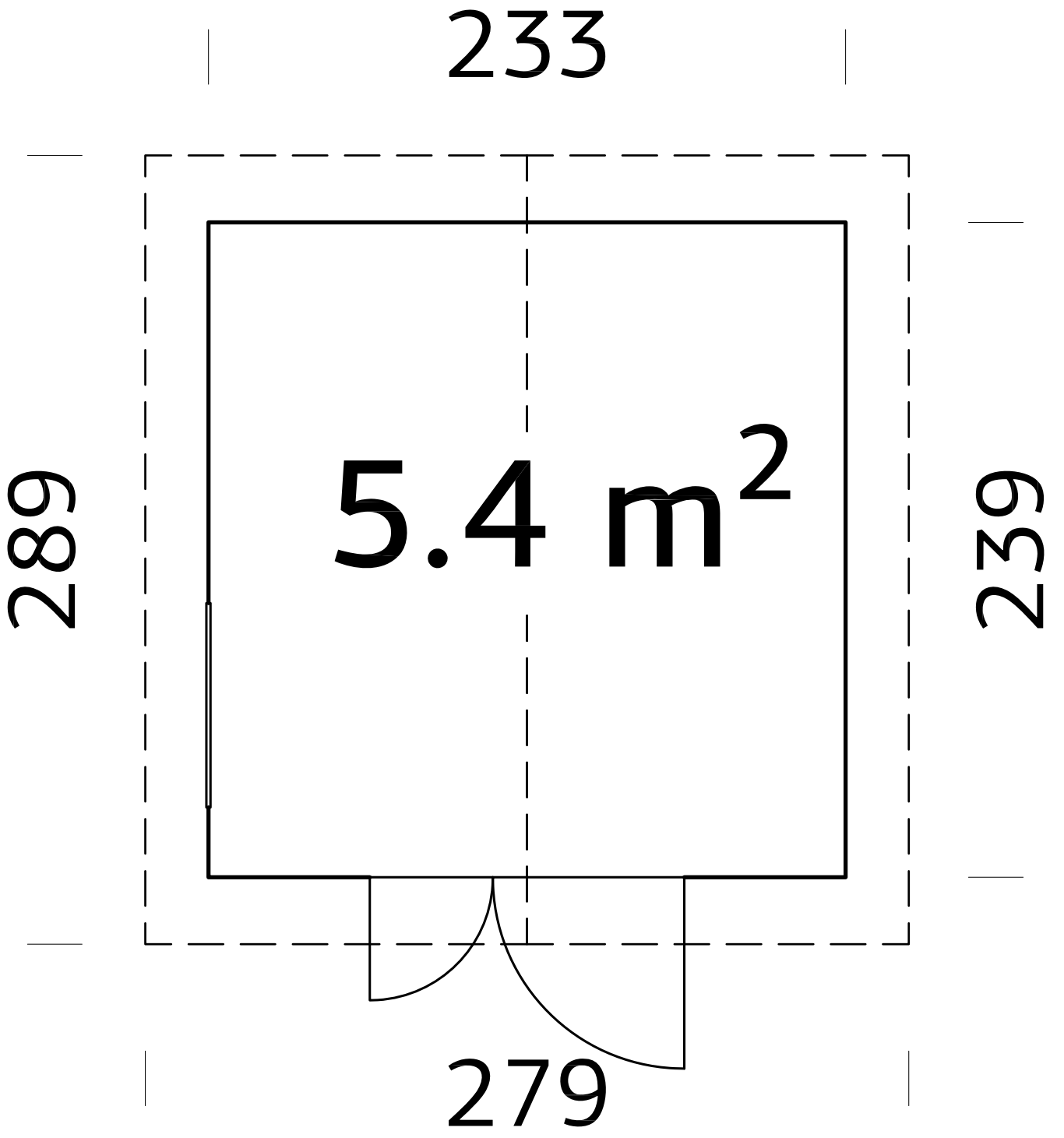
Latviešu (Mākslīgā intelekta tulkojums): Pirms produkta uzstādīšanas un lietošanas, lūdzu, izlasiet instrukcijas un garantijas noteikumus vietnē www.palmako.ee/information-hub, lai garantētu pareizu uzstādīšanu un ilgstošu darbību.

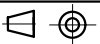
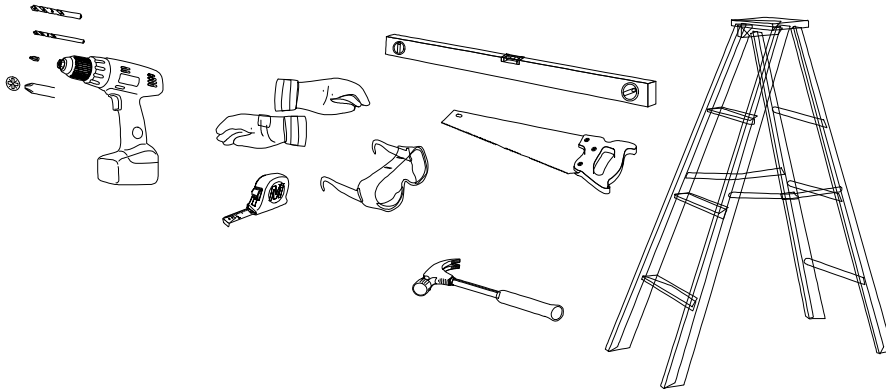
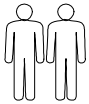
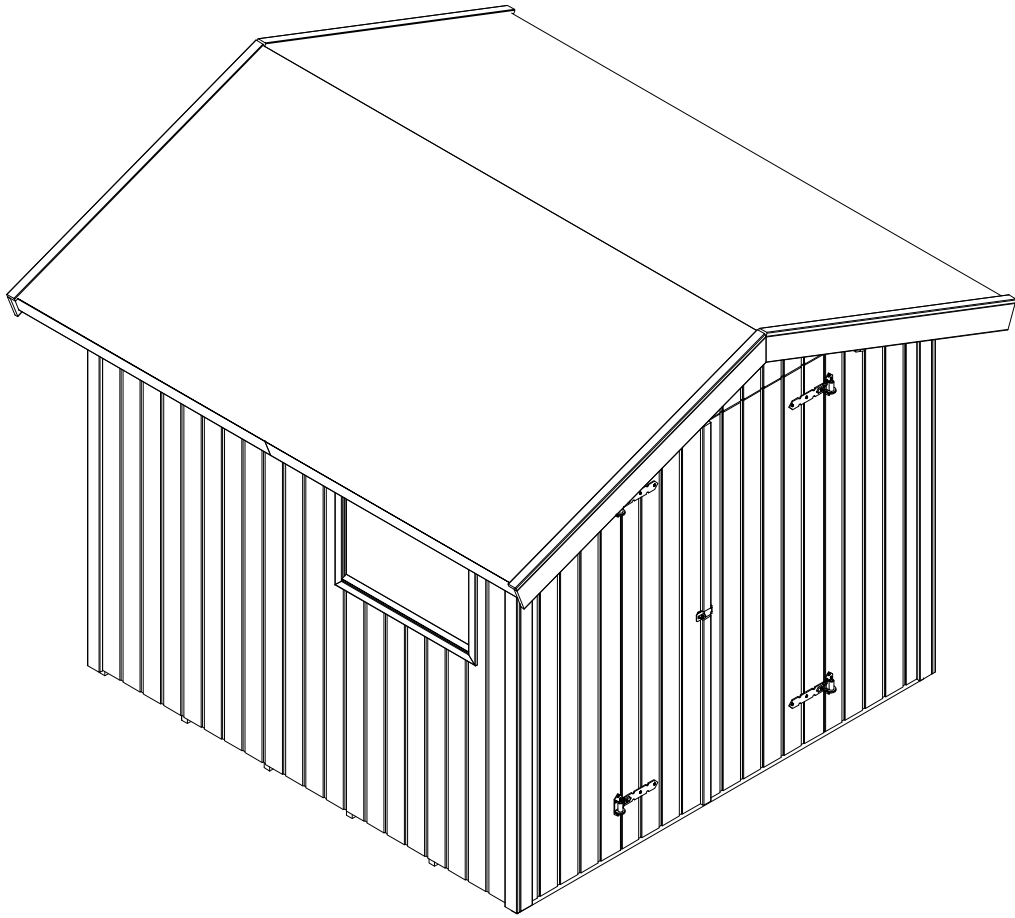
Lietuviškai (Išvertė DI): Prieš montuodami ir naudodami gaminį, perskaitykite instrukcijas ir garantijos sąlygas adresu www.palmako.ee/information-hub, kad užtikrintumėte tinkamą montavimą ir ilgalaikį veikimą.

Pos	SPECIFICATION-STÜCKLISTE-NOMENCLATURE-ELEMENTI-ESPECIFICACIÓN EL16-2424		Pcs	Profile (mm)	Length (mm)
Wel-1	Wall element- Wandelement- Panneau du mur- Elemento di muro- Elemento pared		1	48x2220	477
Wel-2	Wall element- Wandelement- Panneau du mur- Elemento di muro- Elemento pared		5	48x1158	1884
Wel-3	Wall element- Wandelement- Panneau du mur- Elemento di muro- Elemento pared		1	48x1158	1884
Wel-4	Wall element- Wandelement- Panneau du mur- Elemento di muro- Elemento pared		1	48x588	2095
Wel-5	Wall element- Wandelement- Panneau du mur- Elemento di muro- Elemento pared		1	48x588	2095
Wel-6	Wall element- Wandelement- Panneau du mur- Elemento di muro- Elemento pared		1	48x2300	452
Del-1	Door element- Türelement- Panneau du porte- Elemento di porta- Elemento puerta		1	48x685	1854
Del-2	Door element- Türelement- Panneau du porte- Elemento di porta- Elemento puerta		1	48x455	1854
PG1		Plexiglass- Plexiglas- Plexiglas- Plexiglas- Plexiglas		750x1.5	475
	Object name EL16-2424			Page 1/3	

Pos	SPECIFICATION-STÜCKLISTE-NOMENCLATURE-ELEMENTI-ESPECIFICACIÓN EL16-2424		Pcs	Profile	Length (mm)
AR1	Foundation- Fundament- Fondation- Fondazione- Vigas de cimentación 		6	32x40	2300
CoB2	Covering board- Deckbrett- Madrier de couverture- Tavola di copertura- Listón de cubierta 		4	70x19	1911
CoB1	Covering board- Deckbrett- Madrier de couverture- Tavola di copertura- Listón de cubierta 		4	70x19	1764
Sis2	Side slat- Randleiste- Baguette en bordure- Listón de borde- Listello bordo 		2	19x19	754
Sis1	Side slat- Randleiste- Baguette en bordure- Listón de borde- Listello bordo 		2	19x19	441
Sla1	Slat- Leiste- Baguette- Listello- Listón 		2	45x16	907
Sla2	Slat- Leiste- Baguette- Listello- Listón 		1	19x27	716
Sla4	Slat- Leiste- Baguette- Listello- Listón 		2	12x40	796
Sla3	Slat- Leiste- Baguette- Listello- Listón 		2	12x40	540
PR1	Purlin- Dachpfette- Arbalétrier- Arcareccio- Correa 		4	28x120	2300
PR3	Purlin- Dachpfette- Arbalétrier- Arcareccio- Correa 		4	28x120	2300
PR2	Purlin- Dachpfette- Arbalétrier- Arcareccio- Correa 		4	28x120	550
PR4	Purlin- Dachpfette- Arbalétrier- Arcareccio- Correa 		4	28x120	550
FB1-1	Floor board- Fussbodenbrett- Madrier du plancher - Tavola pavimento- Tabla de suelo 	26	89x16	2364	
RB1-1	Roof board- Dachbrett- Madrier du toit- Tavola tetto- Tabla de tejado 	66	89x16	1470	
WP1	Wall panelling- Wandverkleidung- Revêtement du mur- Rivestimento di muro- Revestimiento de pared 	2	114x16	1884	
EaE1-1	Eave edging- Dachrandbrett- Madrier en bordure du toit- Tavola bordo tetto- Tabla de valadizo 	4	16x95	1425	
FaB3-1	Facia board- Giebelblende- Écran frontal- Schermo frontone- Tabla de facia 	4	16x120	1510	
RE2-1	Roof edge reinforcement- Dachrandleiste- Baguette en bordure du toit- Rinforzo bordo tetto- Refuerzo borde tejado 	2	32x40	950	
RE2-2	Roof edge reinforcement- Dachrandleiste- Baguette en bordure du toit- Rinforzo bordo tetto- Refuerzo borde tejado 	2	32x40	1900	
WB1-1	Wind brace- Windbrett- Madrier contre le vent- Tavola vento- Tabla contra el viento 	4	16x45	1510	

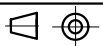
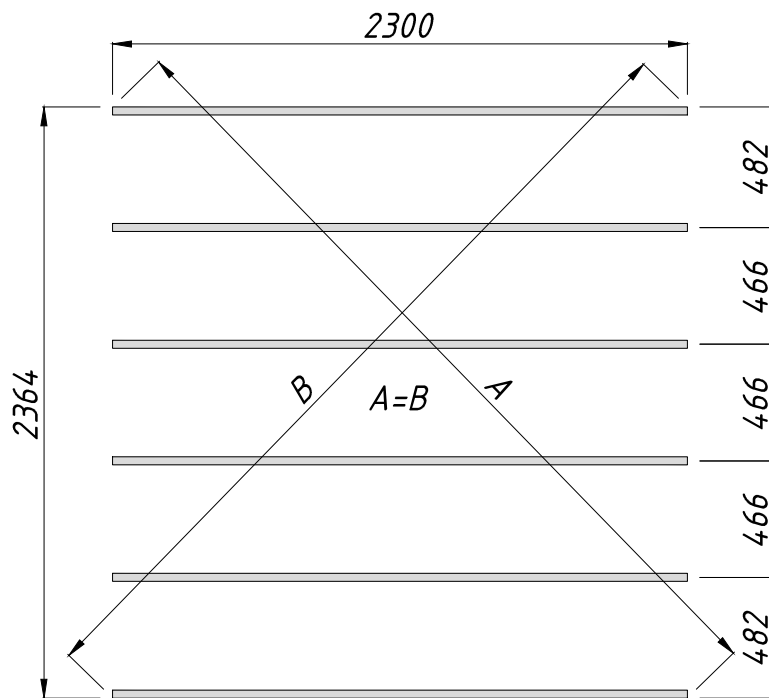

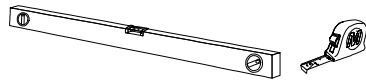






AR1

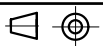
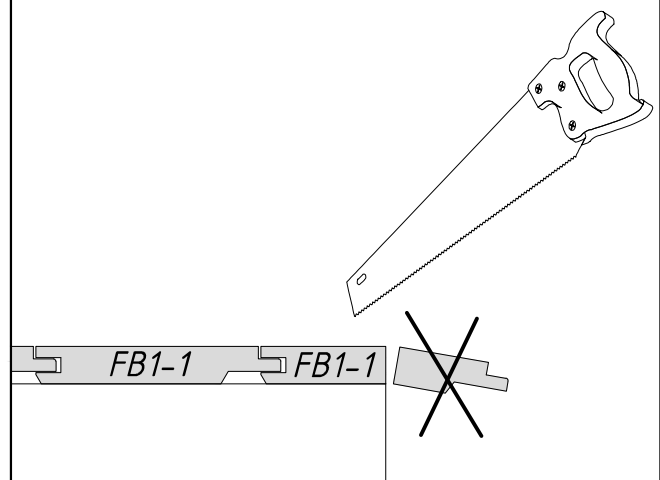
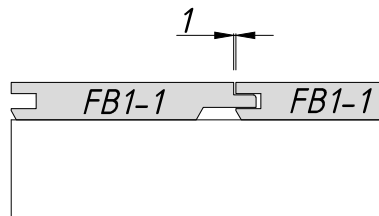
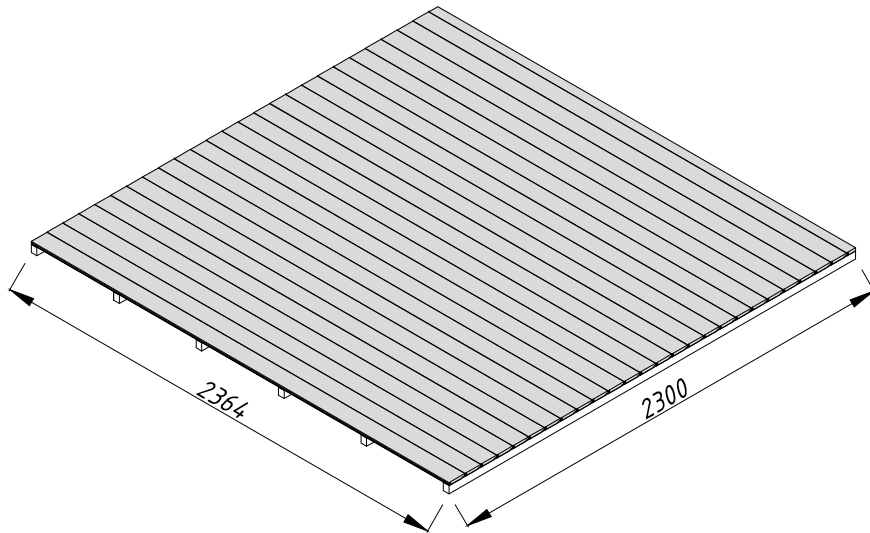
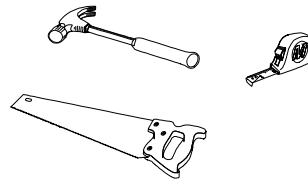
6 pcs



FB1-1
2,5x50



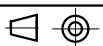
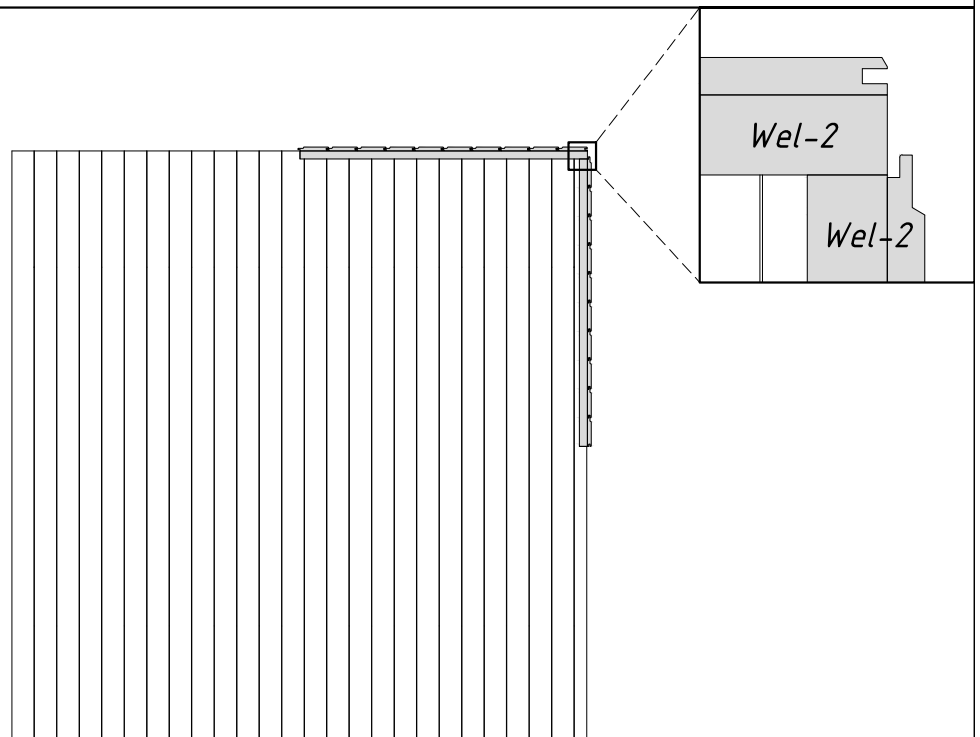
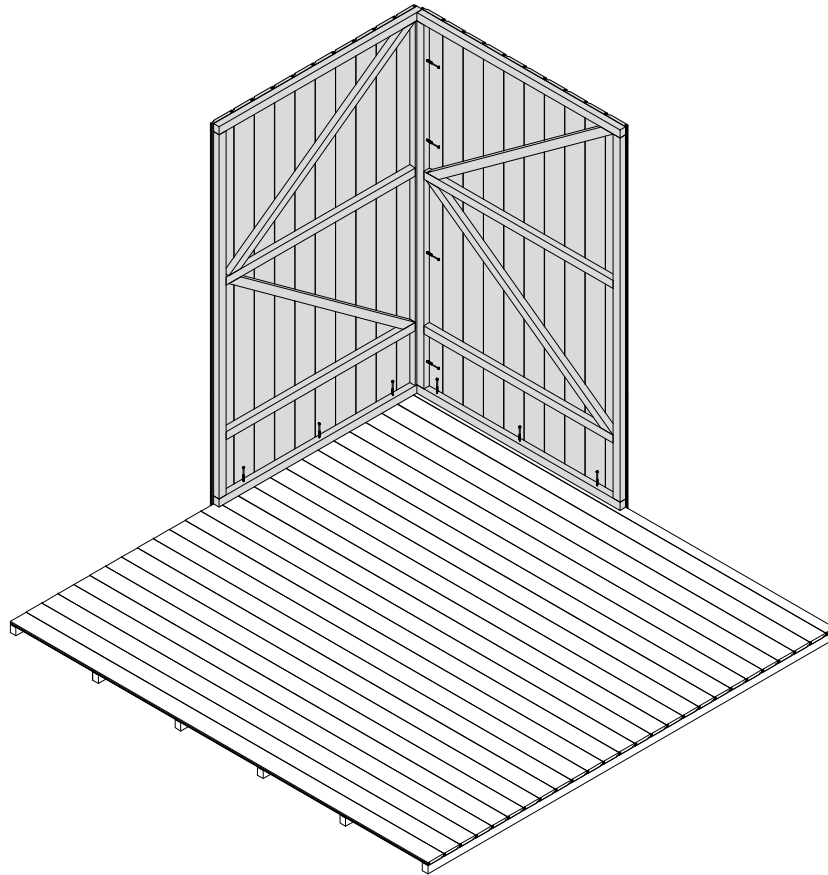
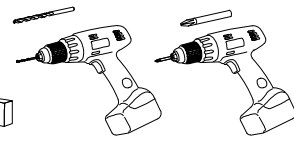
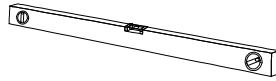
26 pcs
156 pcs



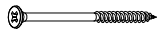
Wel-2
4,5x70



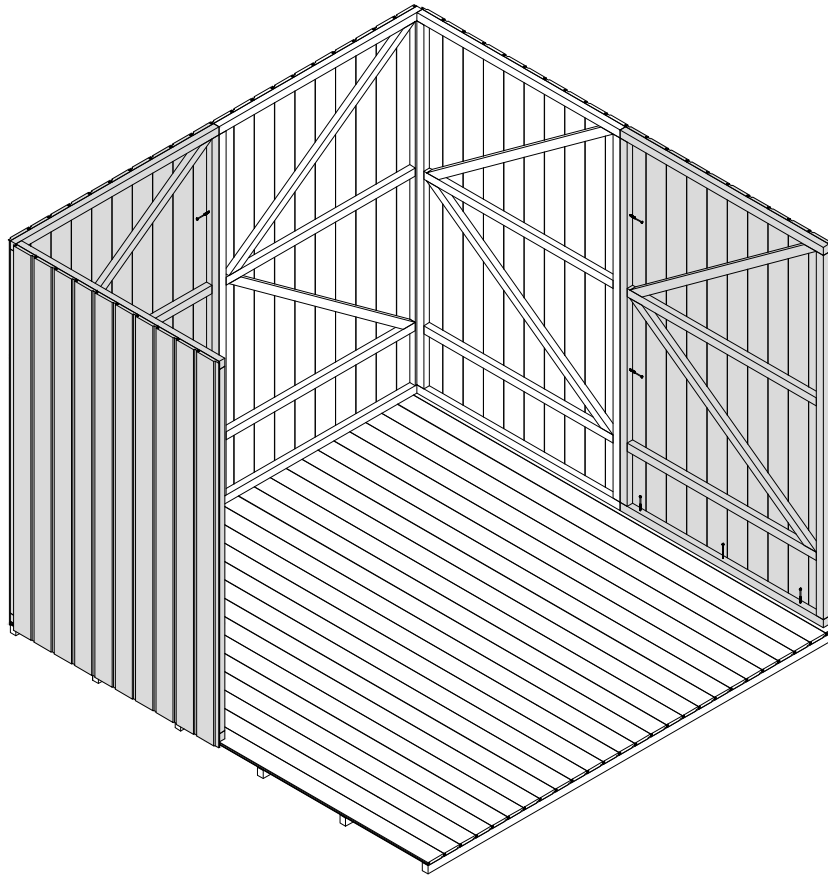
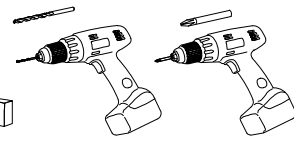
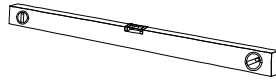
2 pcs
10 pcs



Wel-2
4,5x70

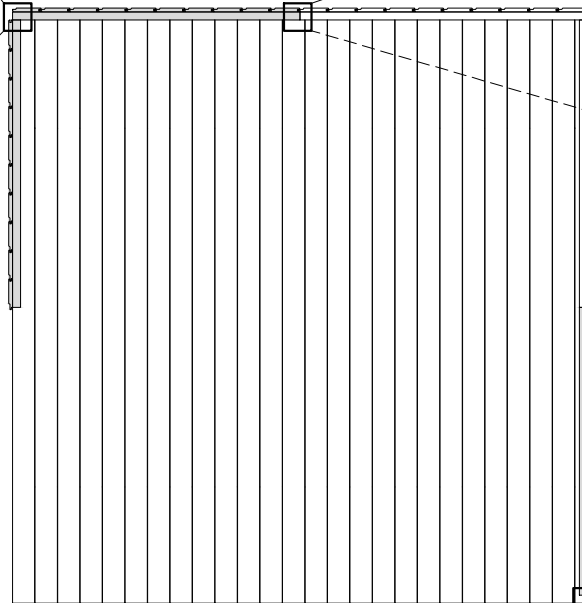
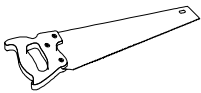


3 pcs
17 pcs



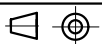
Wel-2


Wel-2

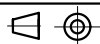
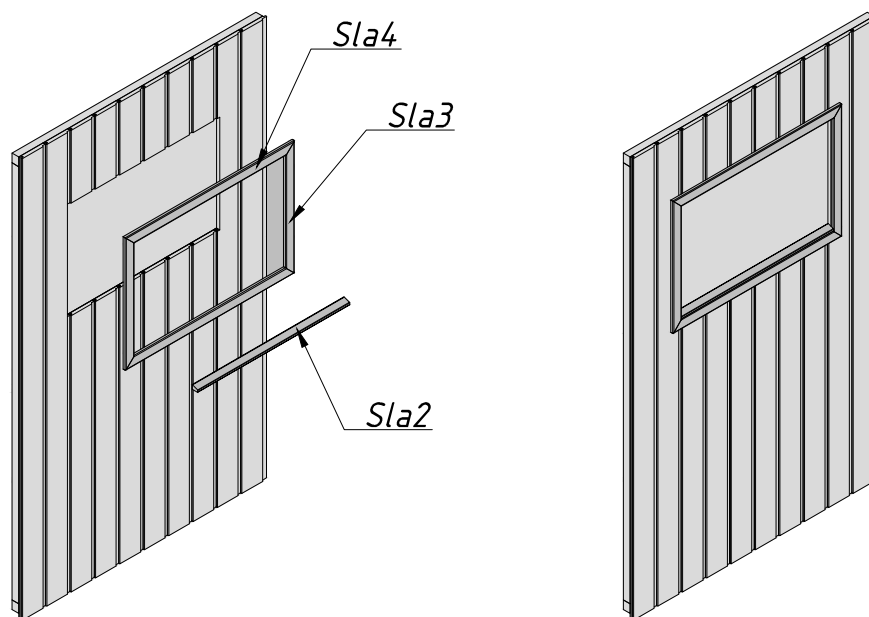
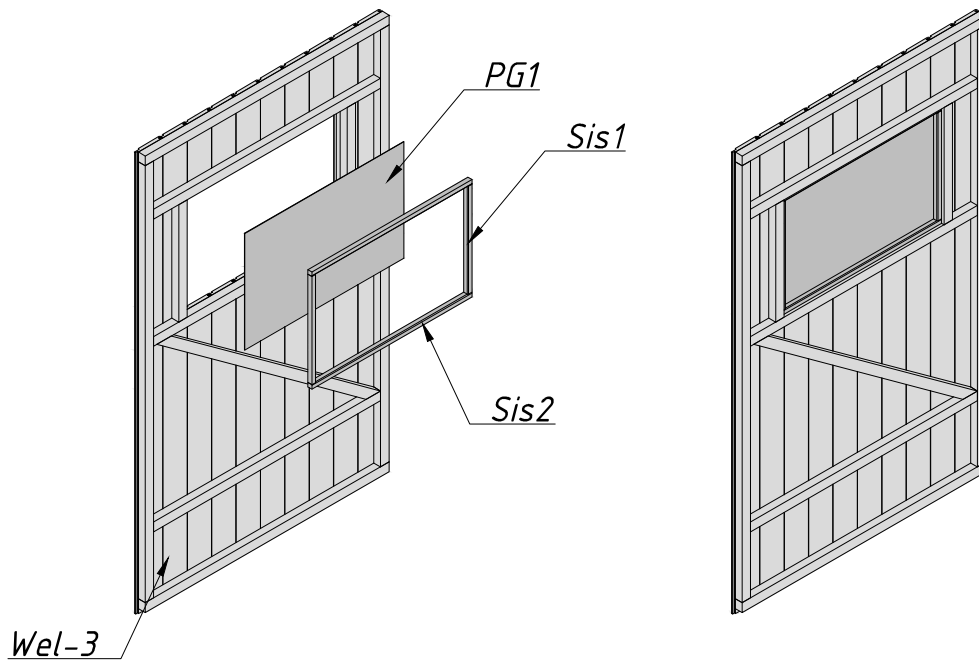
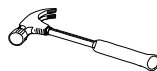



Wel-2

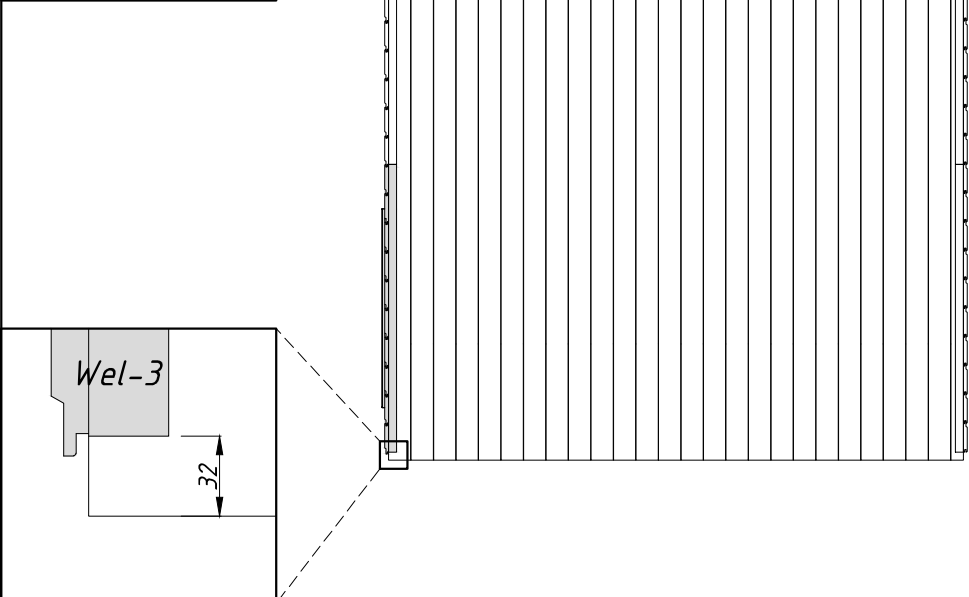
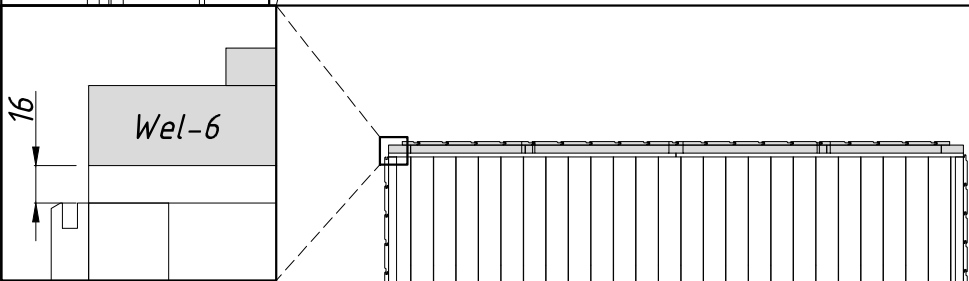
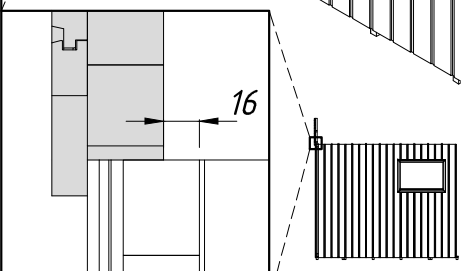
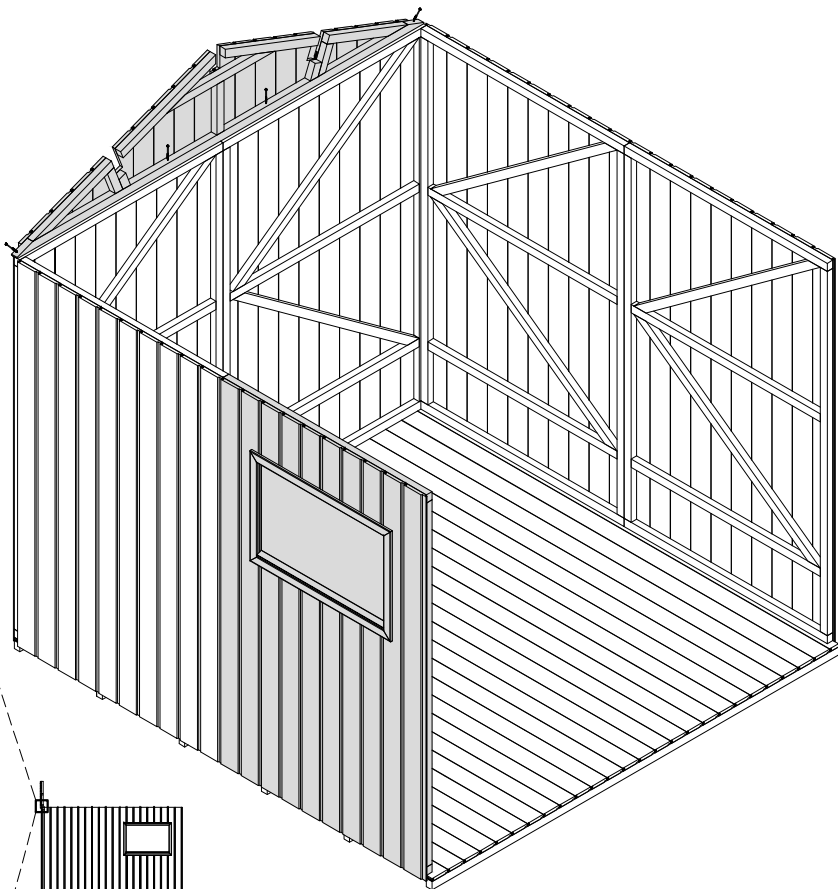
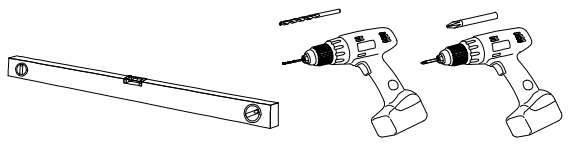
32



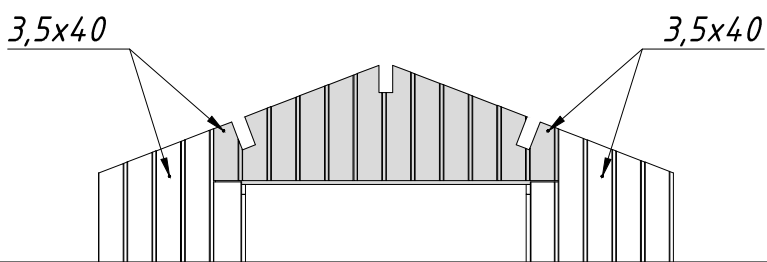
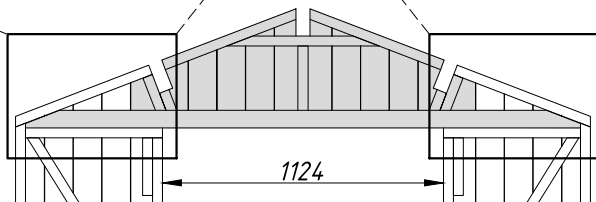
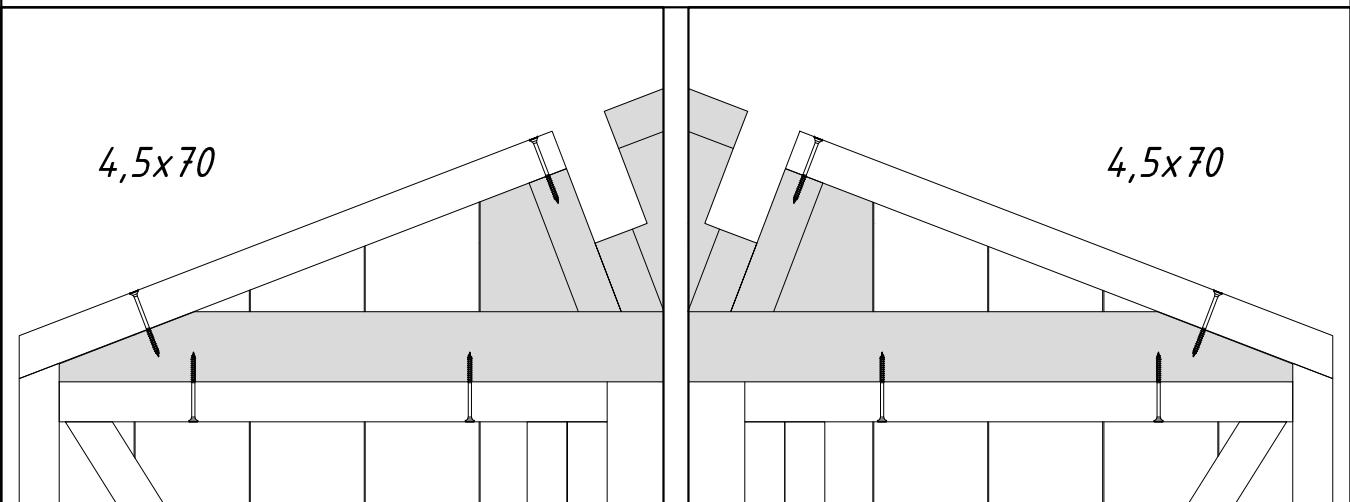
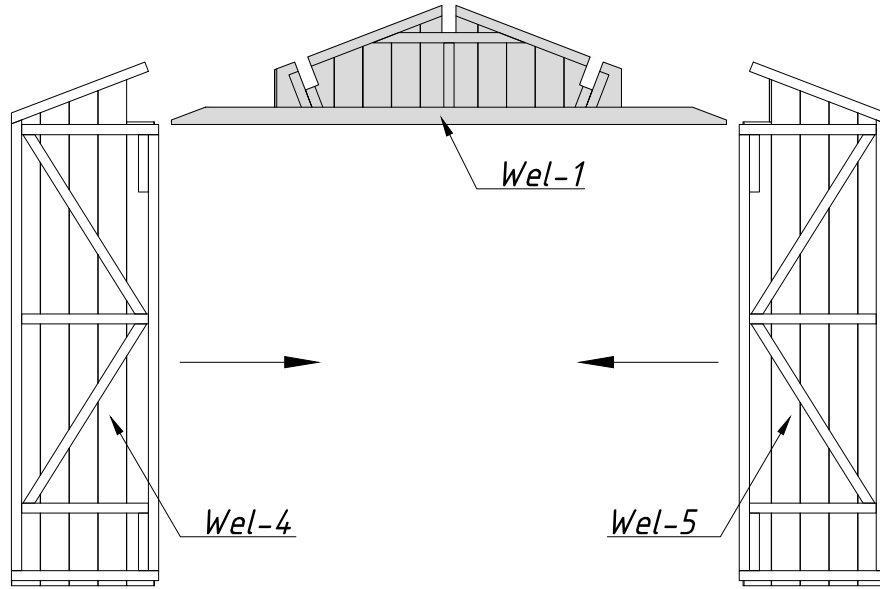
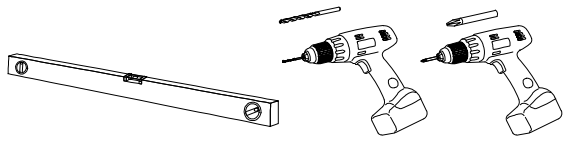
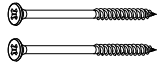
- Wel-3 1 pcs
- PG1 1 pcs
- Sis1 2 pcs
- Sis2 2 pcs
- Sla2 1 pcs
- Sla3 2 pcs
- Sla4 2 pcs
- 1,4x40  30 pcs



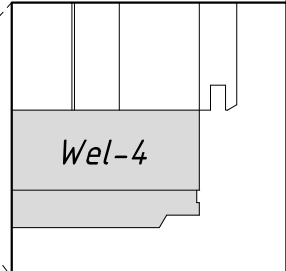
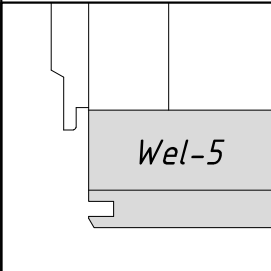

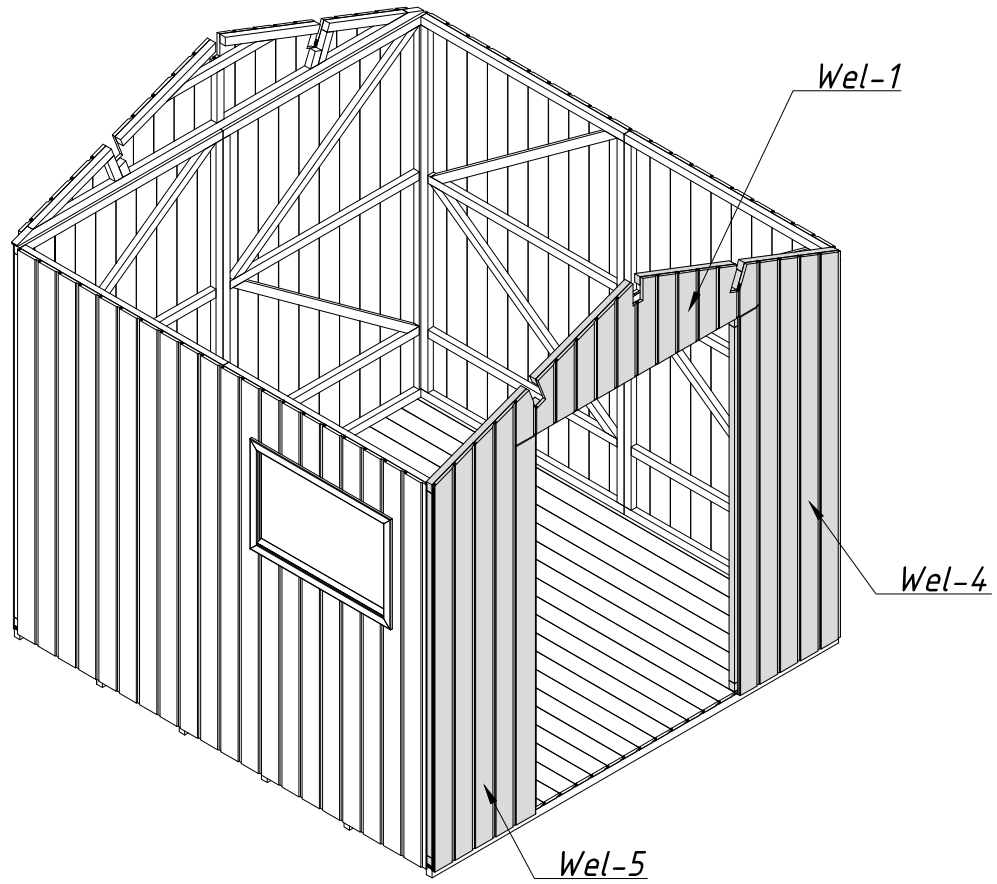
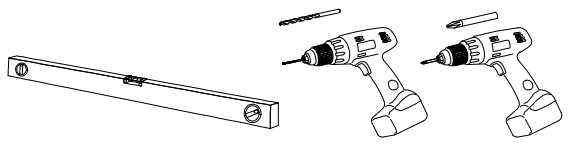
Wel-3 1 pcs
Wel-6 1 pcs
 4,5x70  9 pcs

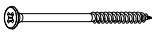


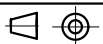
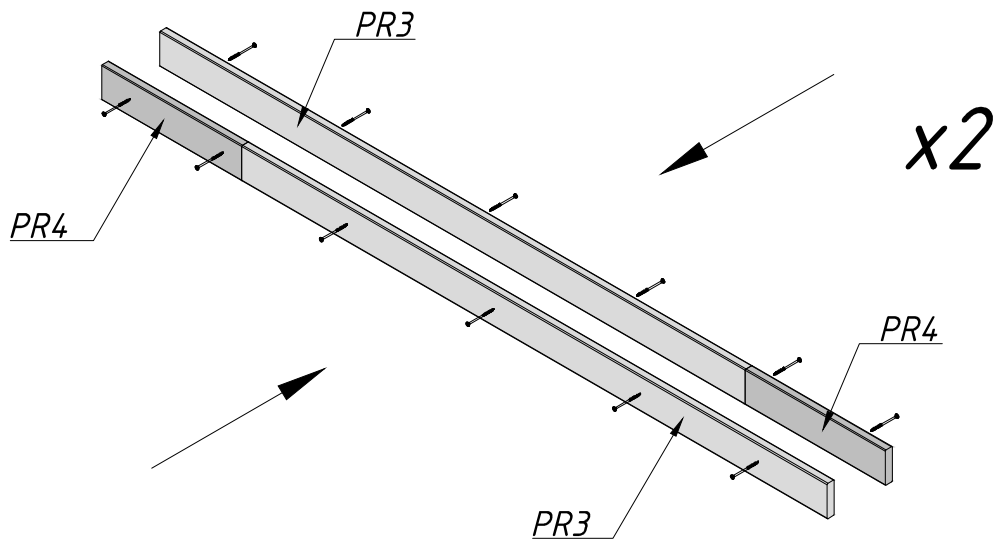
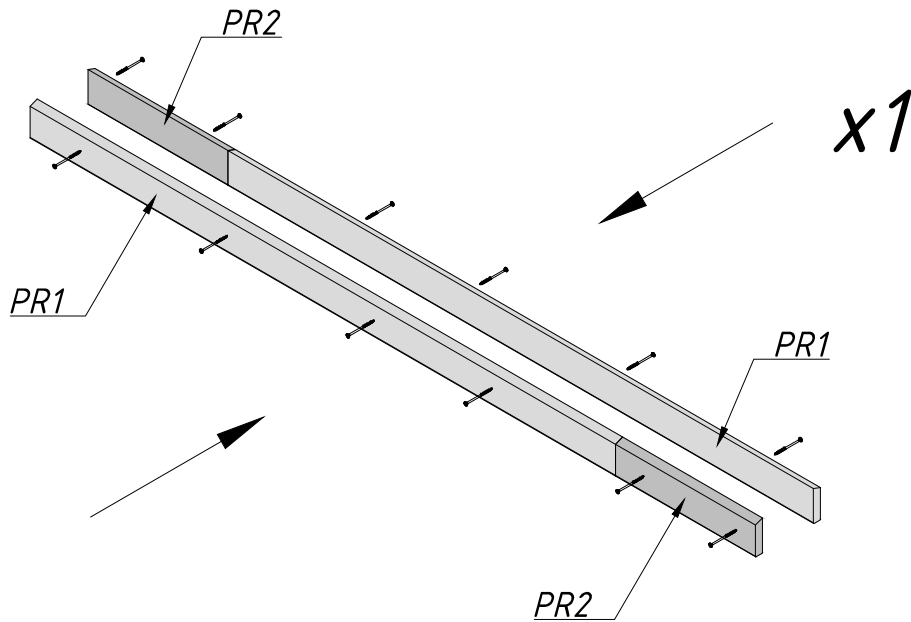
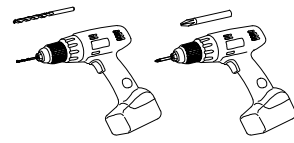
- Wel-1 1 pcs
- Wel-4 1 pcs
- Wel-5 1 pcs
- 3,5x40 4 pcs
- 4,5x70 8 pcs



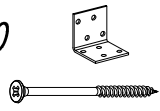
Wel-5/Wel-1/Wel-4
4,5x70 14 pcs



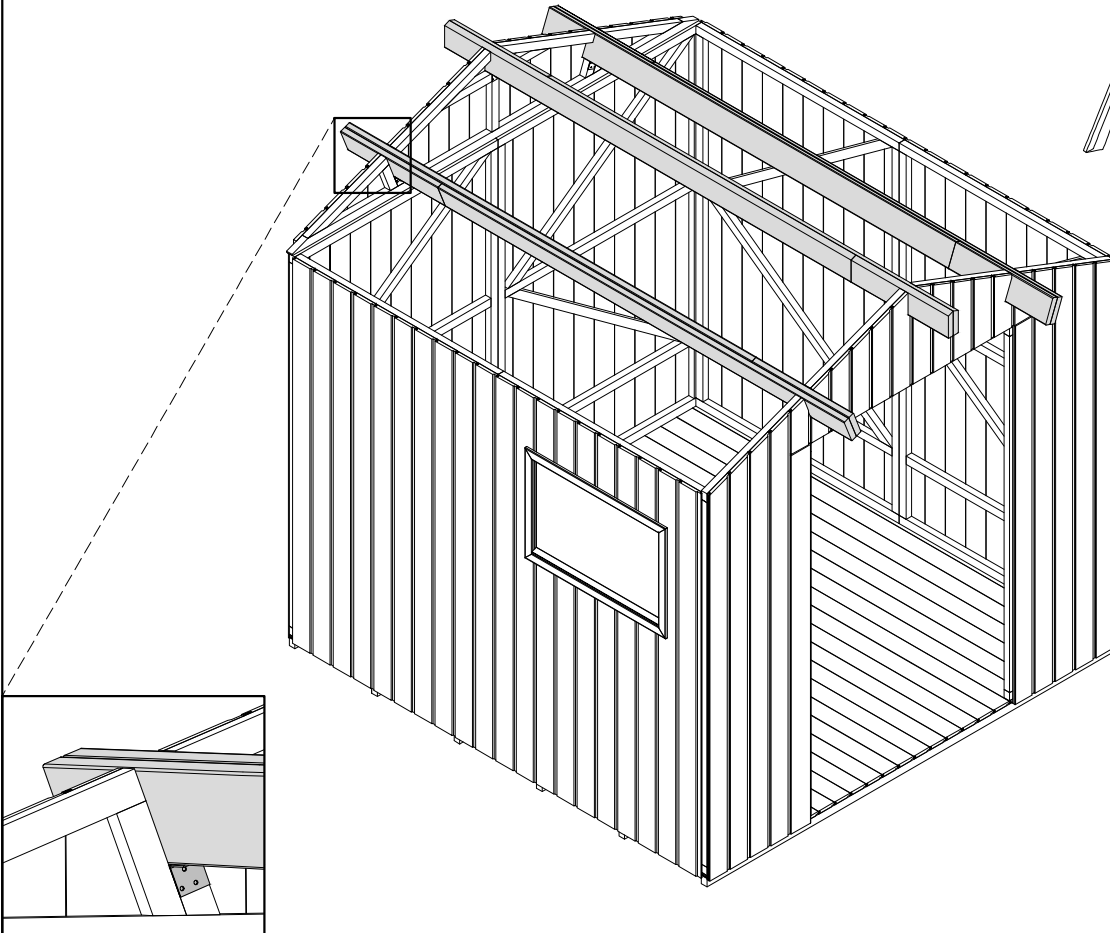

- PR1 2 pcs
- PR2 2 pcs
- PR3 4 pcs
- PR4 4 pcs
- 4,5x50  36 pcs



PR1/PR2
PR2/PR3
40x40x40
4,5x40




1 pcs
2 pcs
6 pcs
24 pcs

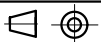


PR3/PR4

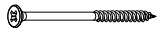
PR3/PR4



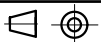
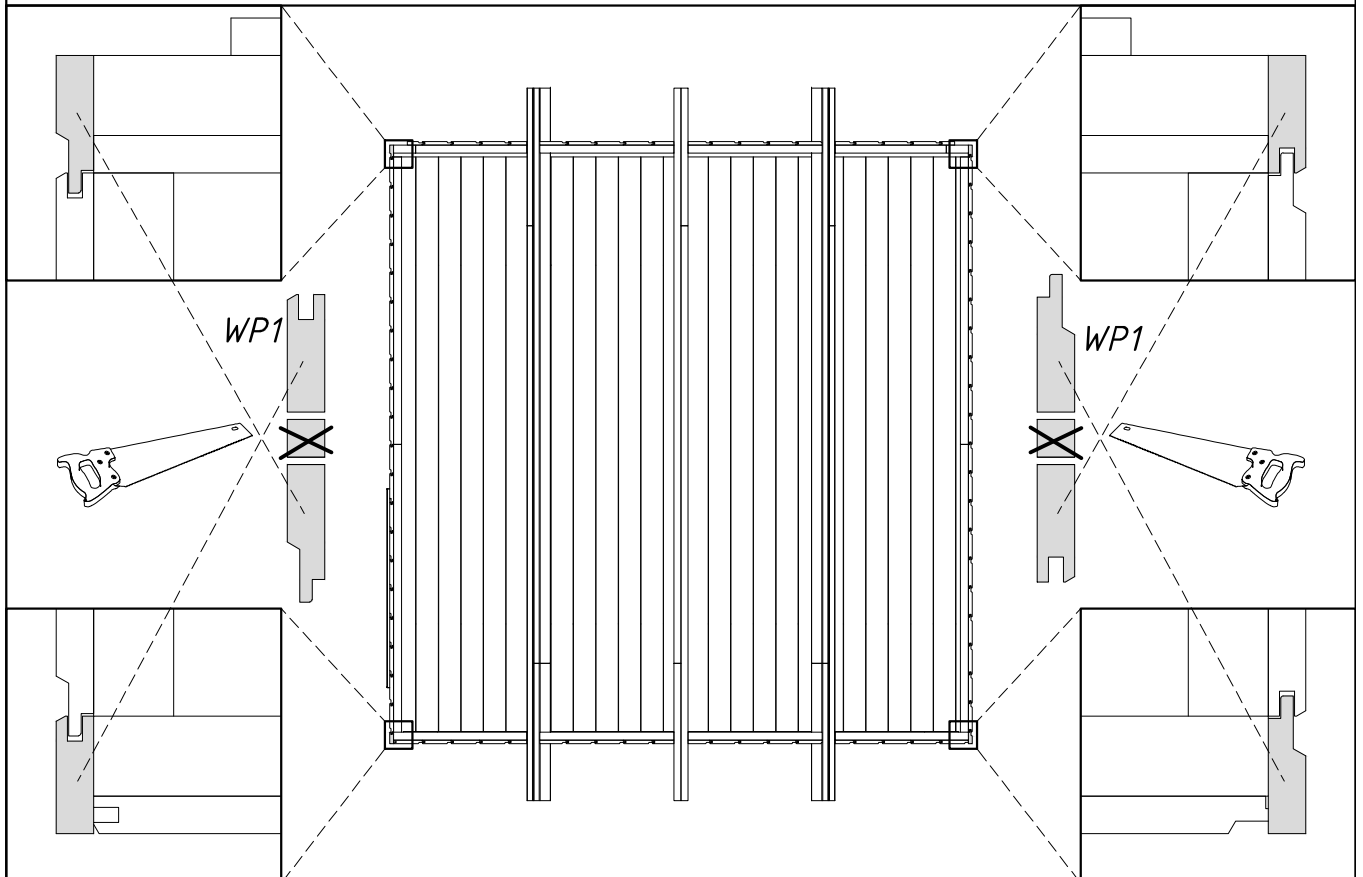
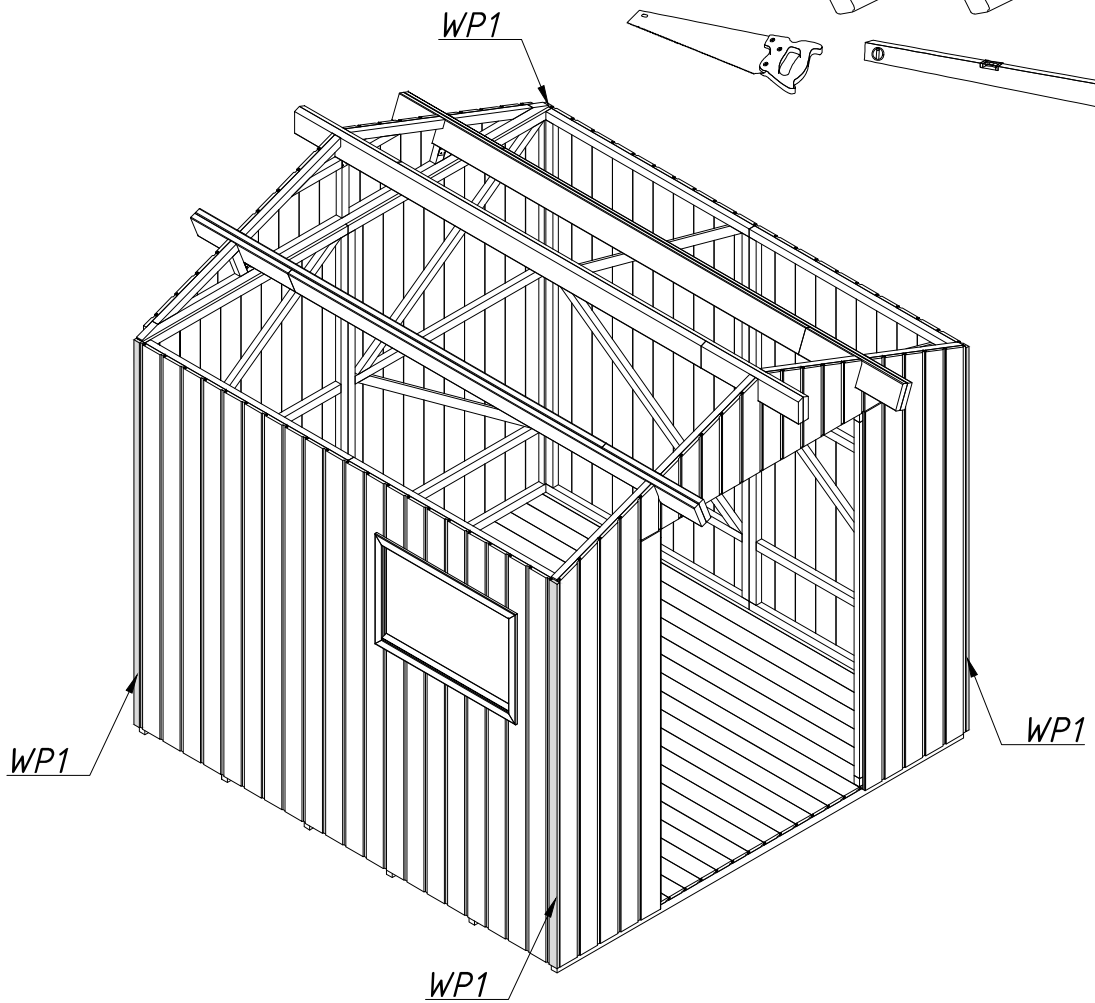
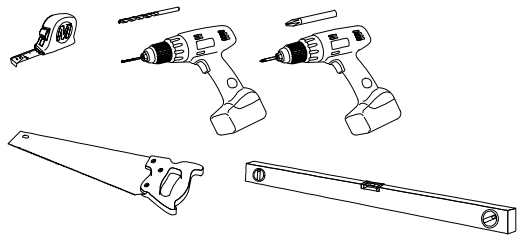
PR1/PR2



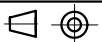
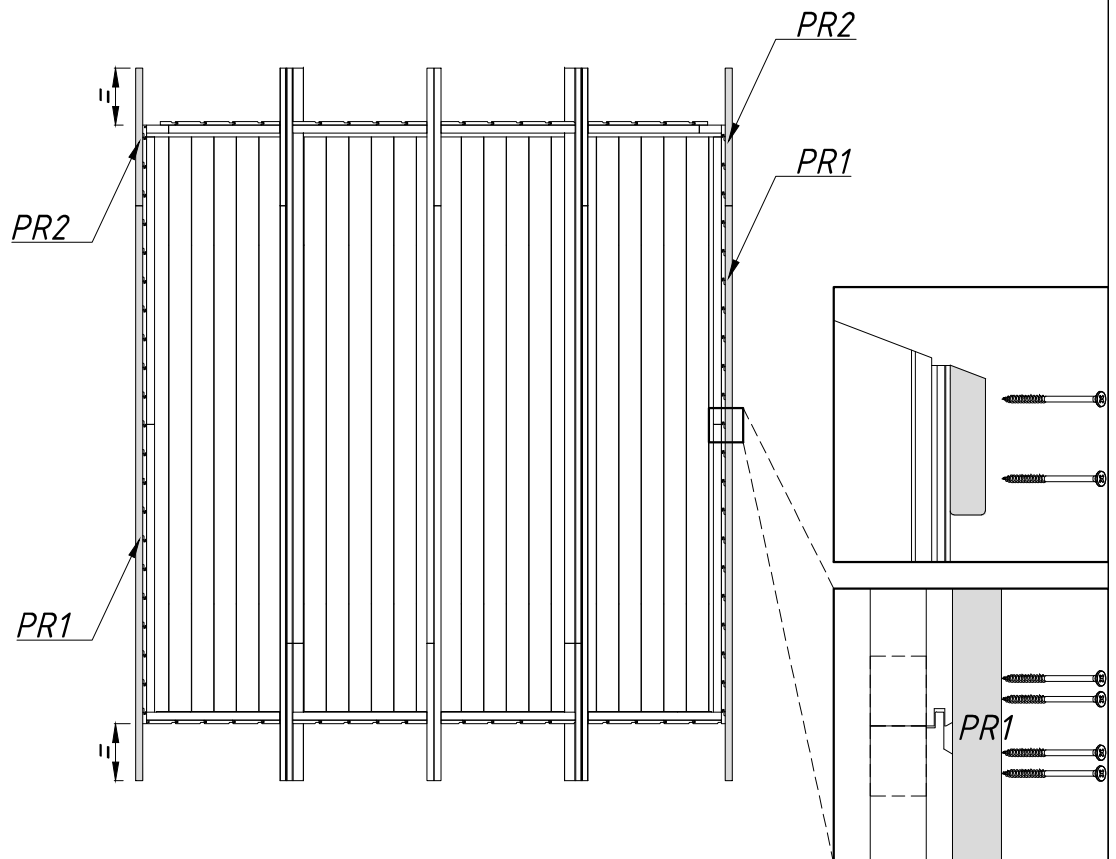
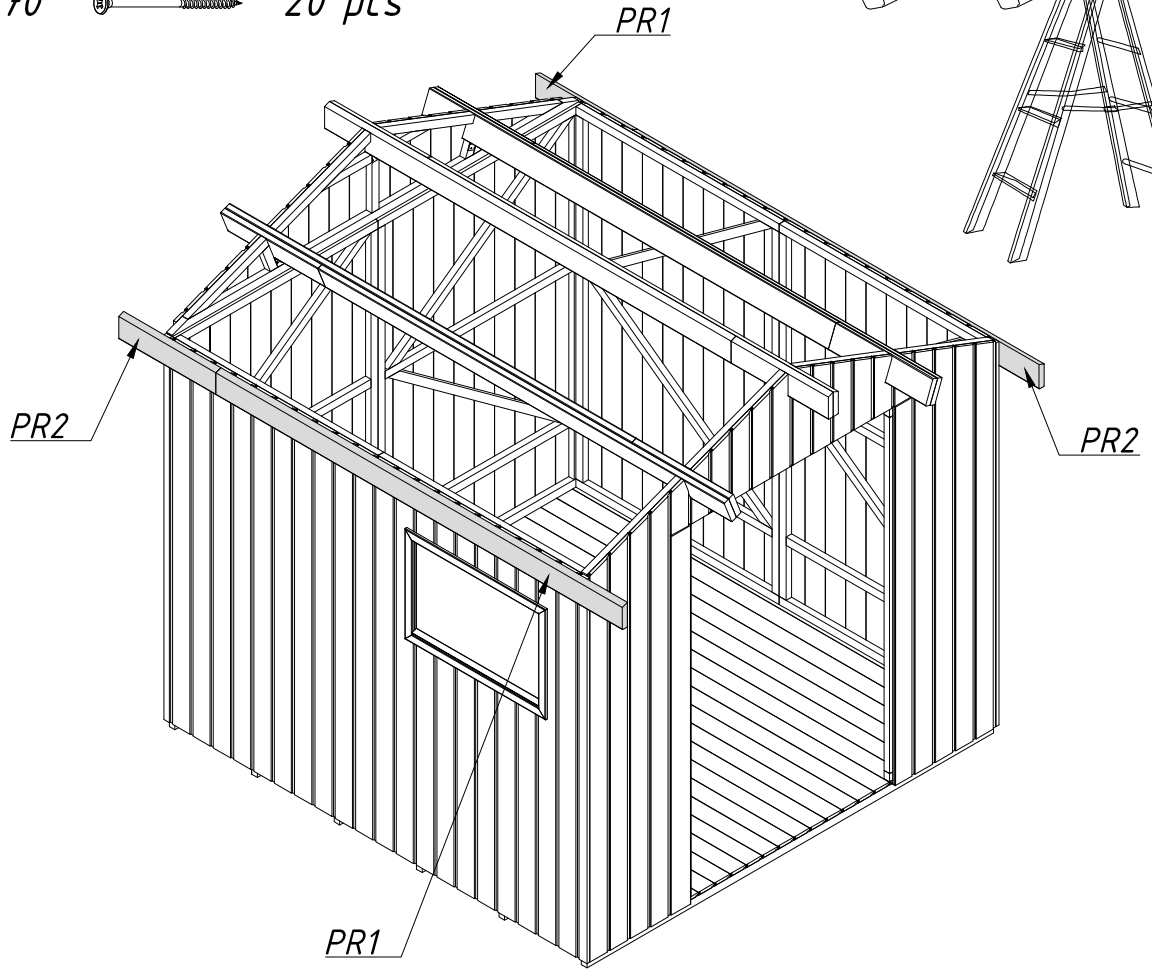


WP1
3,5x40



2 pcs
20 pcs

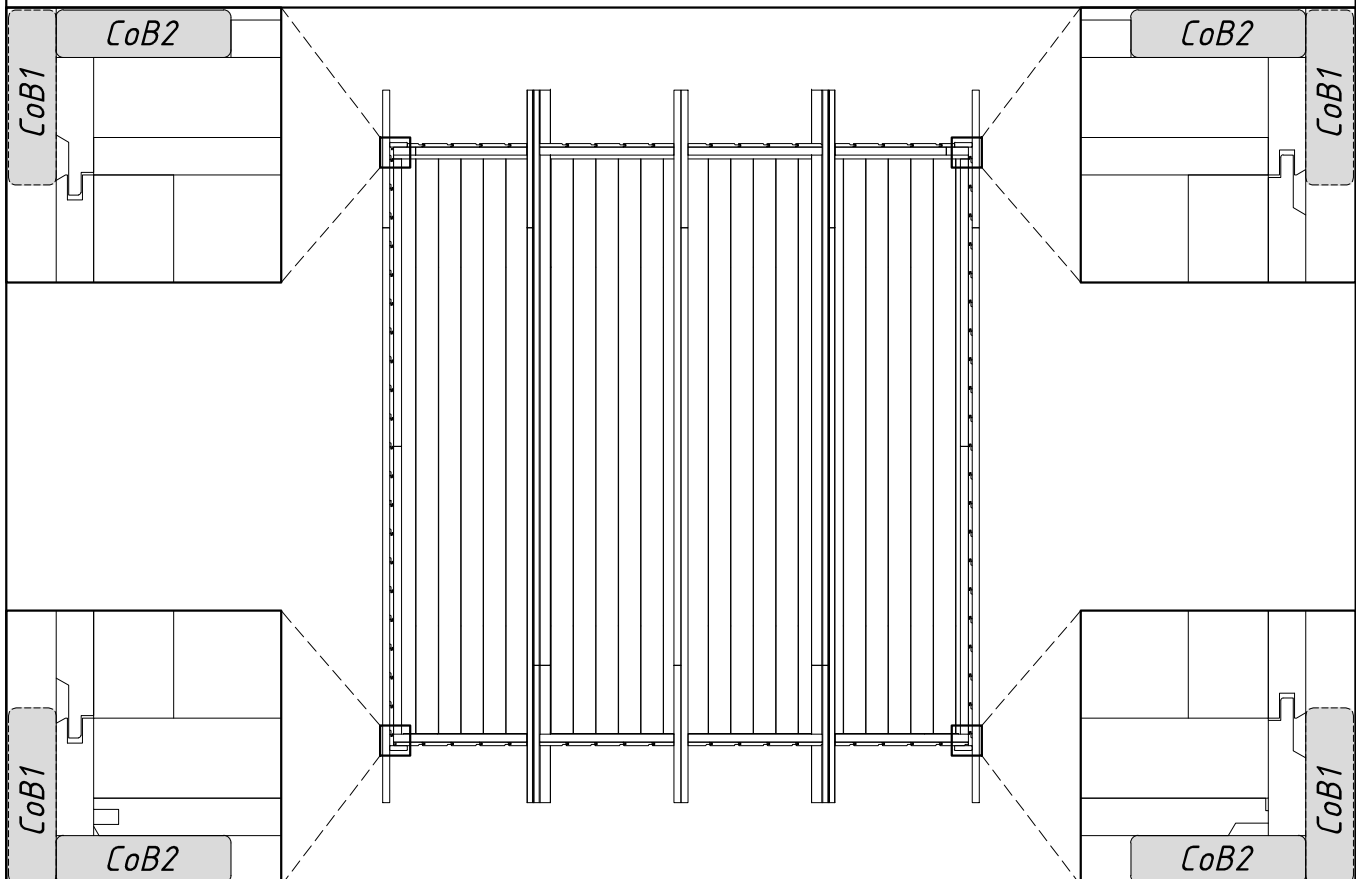
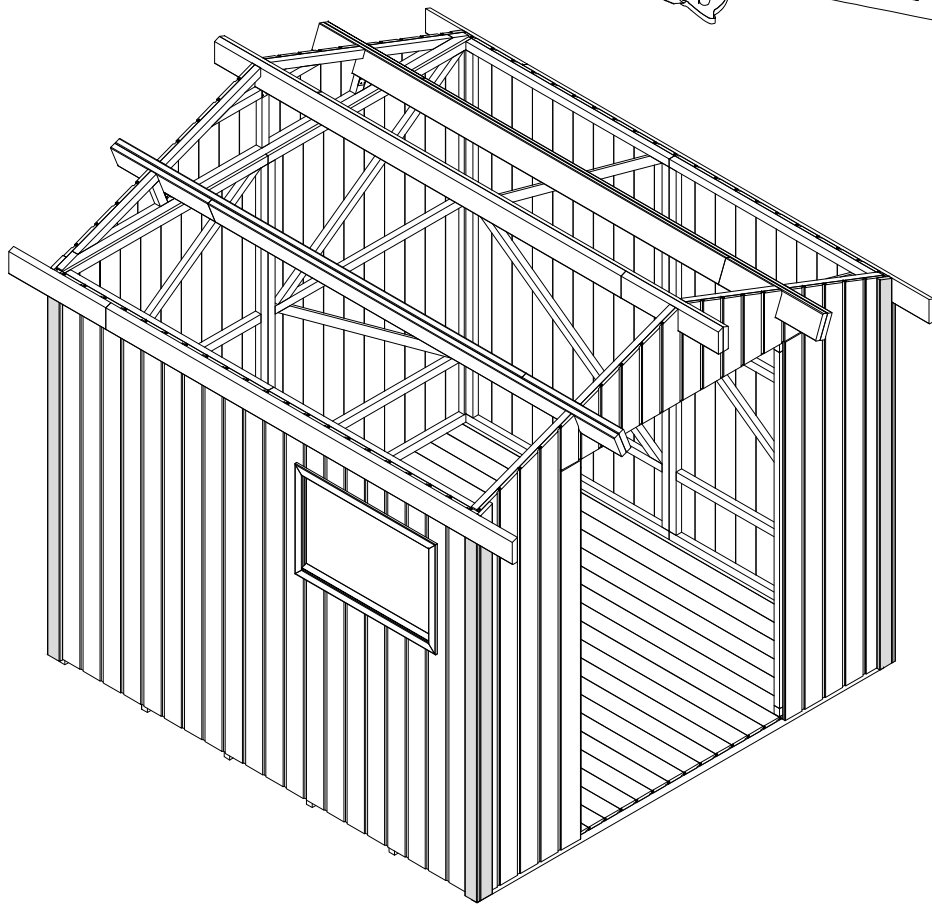
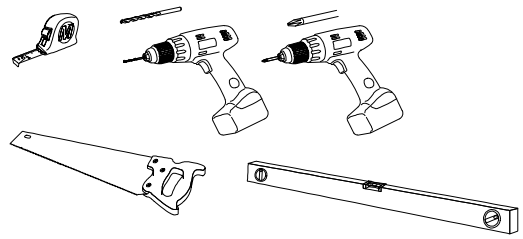
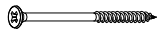




PR1 2 pcs
 PR2 2 pcs
 4,5x70 20 pcs

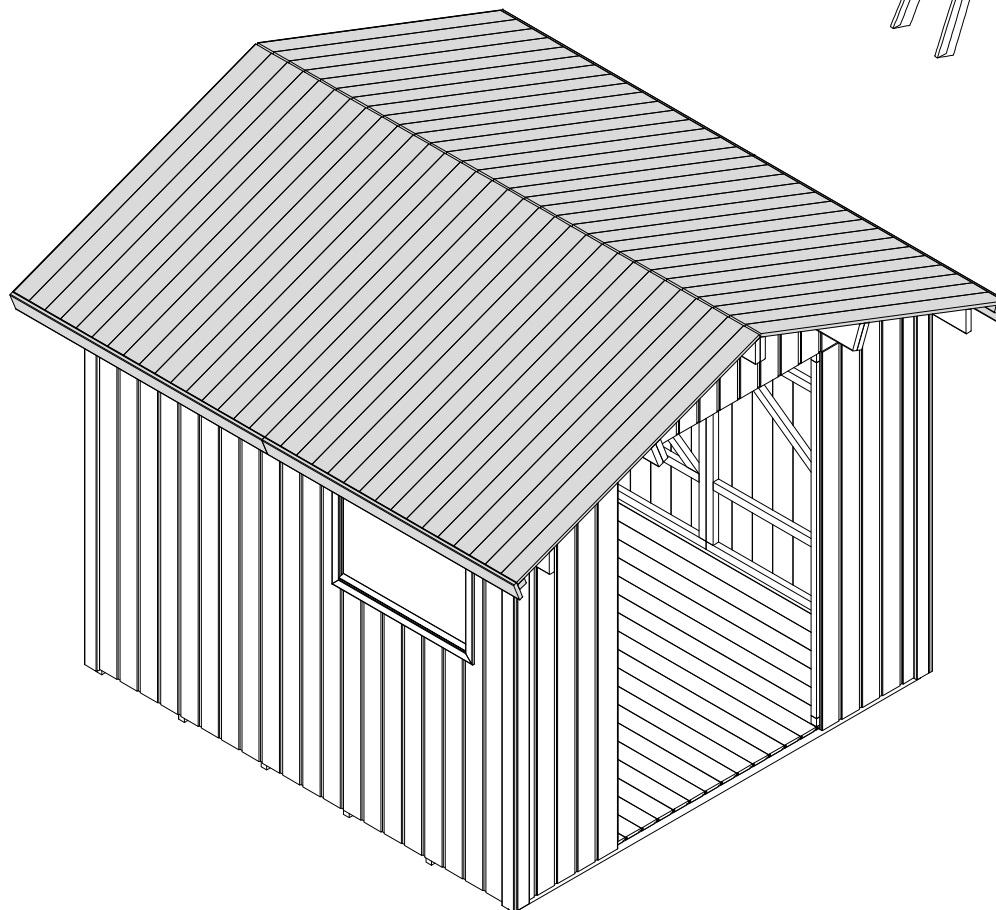
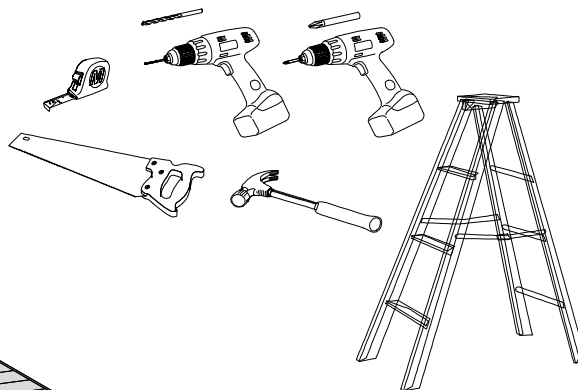


CoB1
CoB2
4,5x50

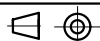
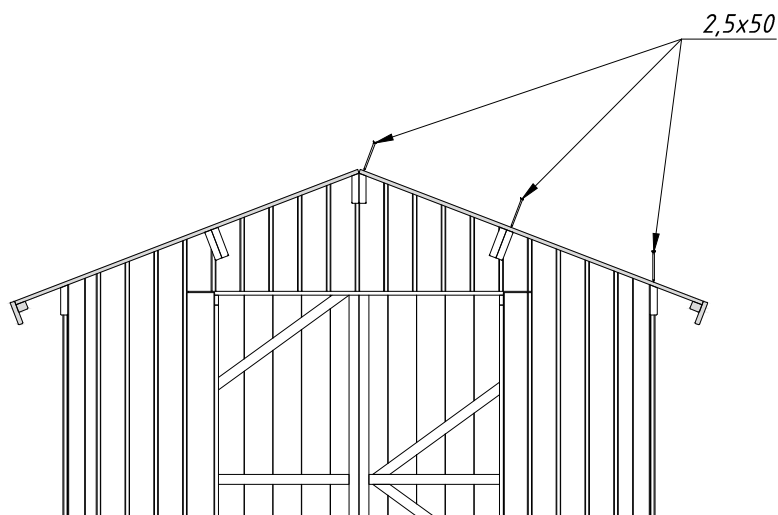
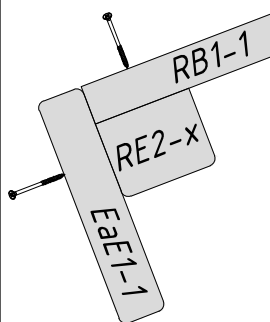
4 pcs
4 pcs
48 pcs





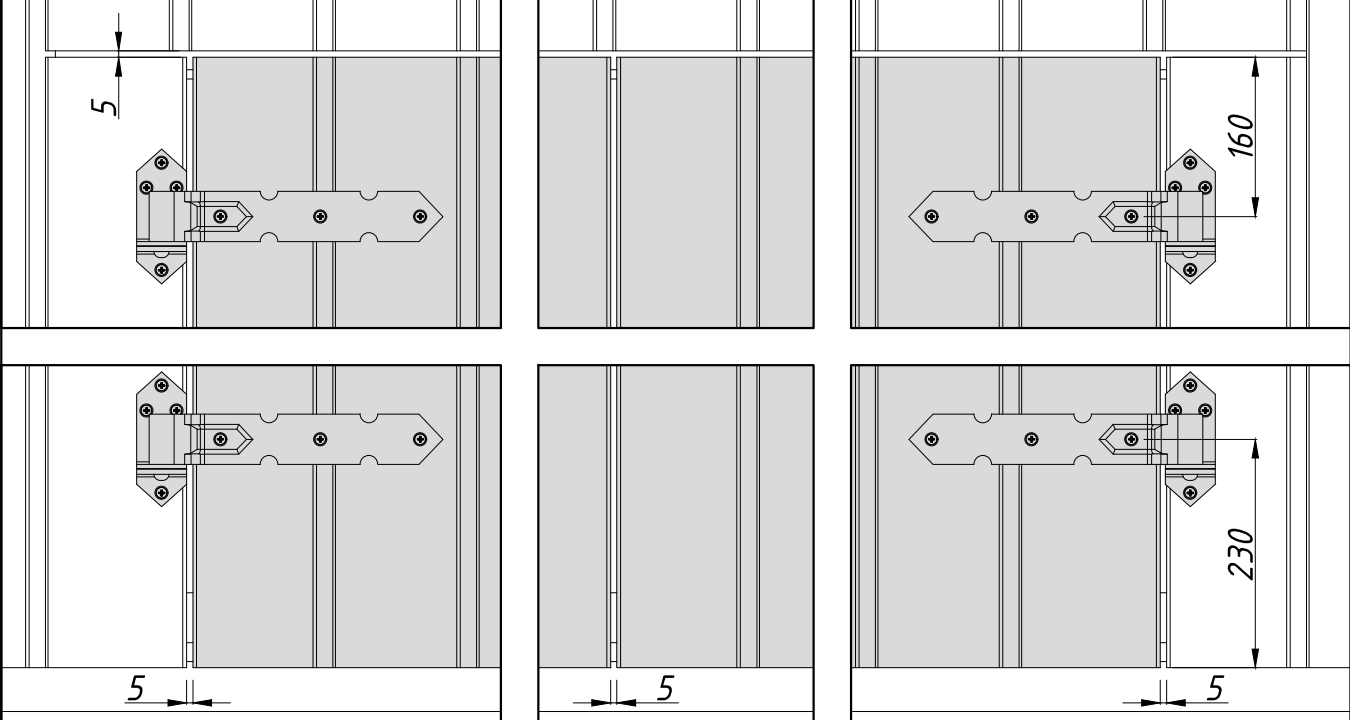
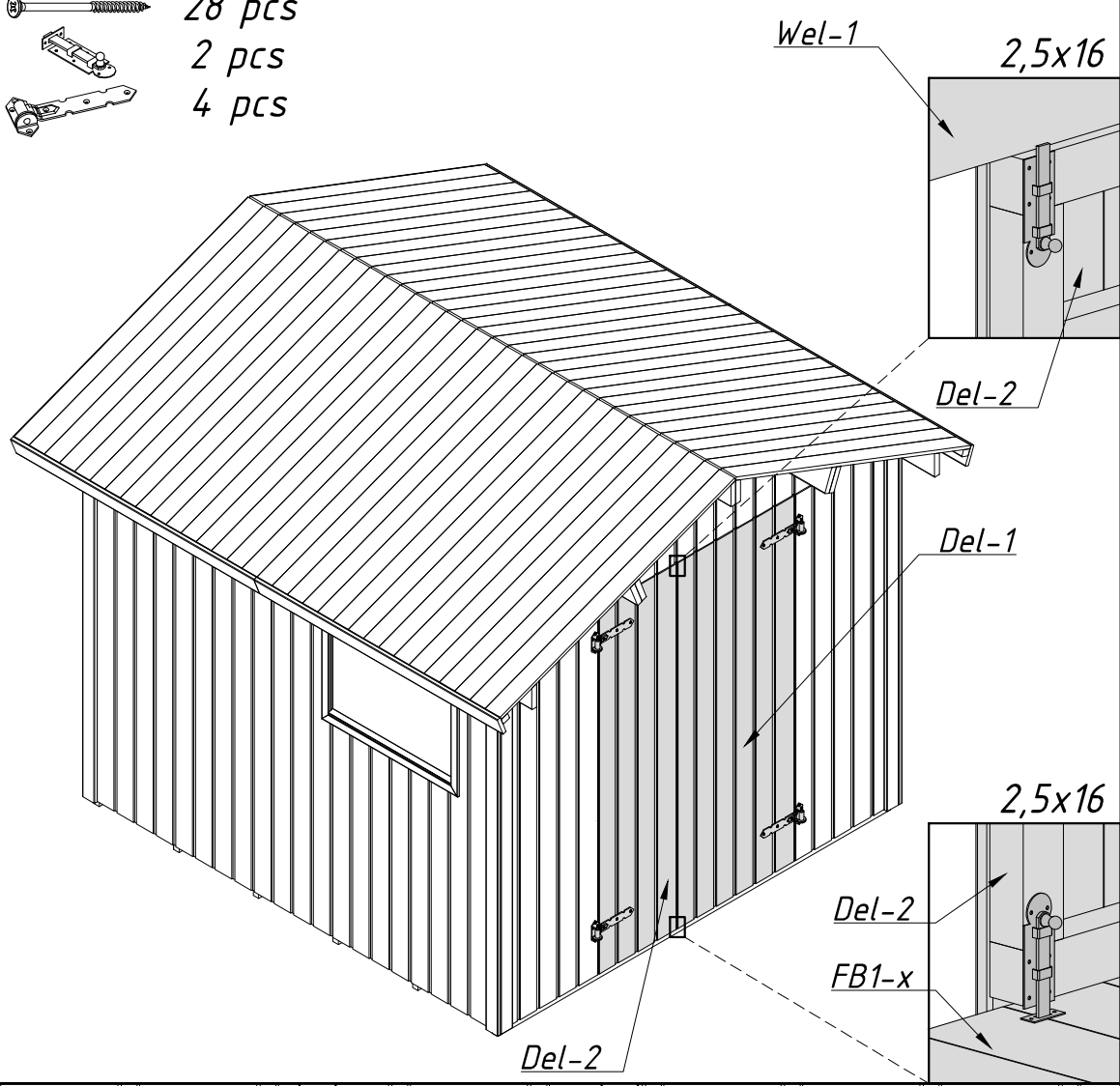
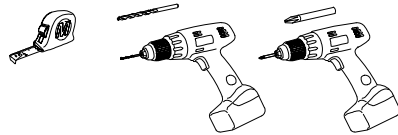
- RB1-1 66 pcs
- EaE1-1 4 pcs
- RE2-1 2 pcs
- RE2-2 2 pcs
- 2,5x50  200 pcs
- 3,5x40  26 pcs



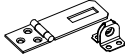


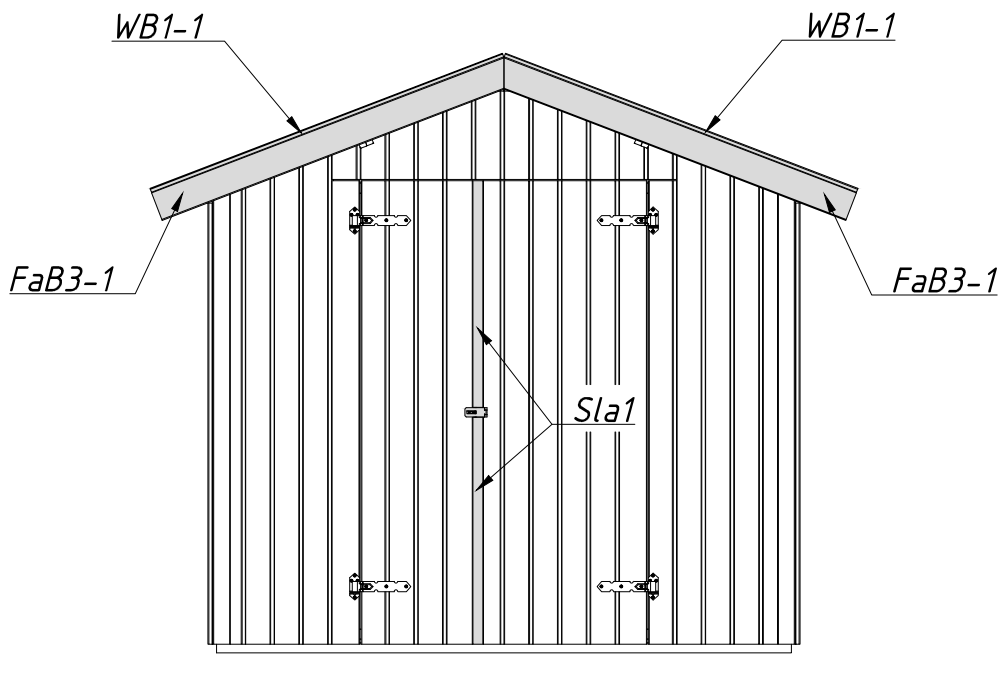
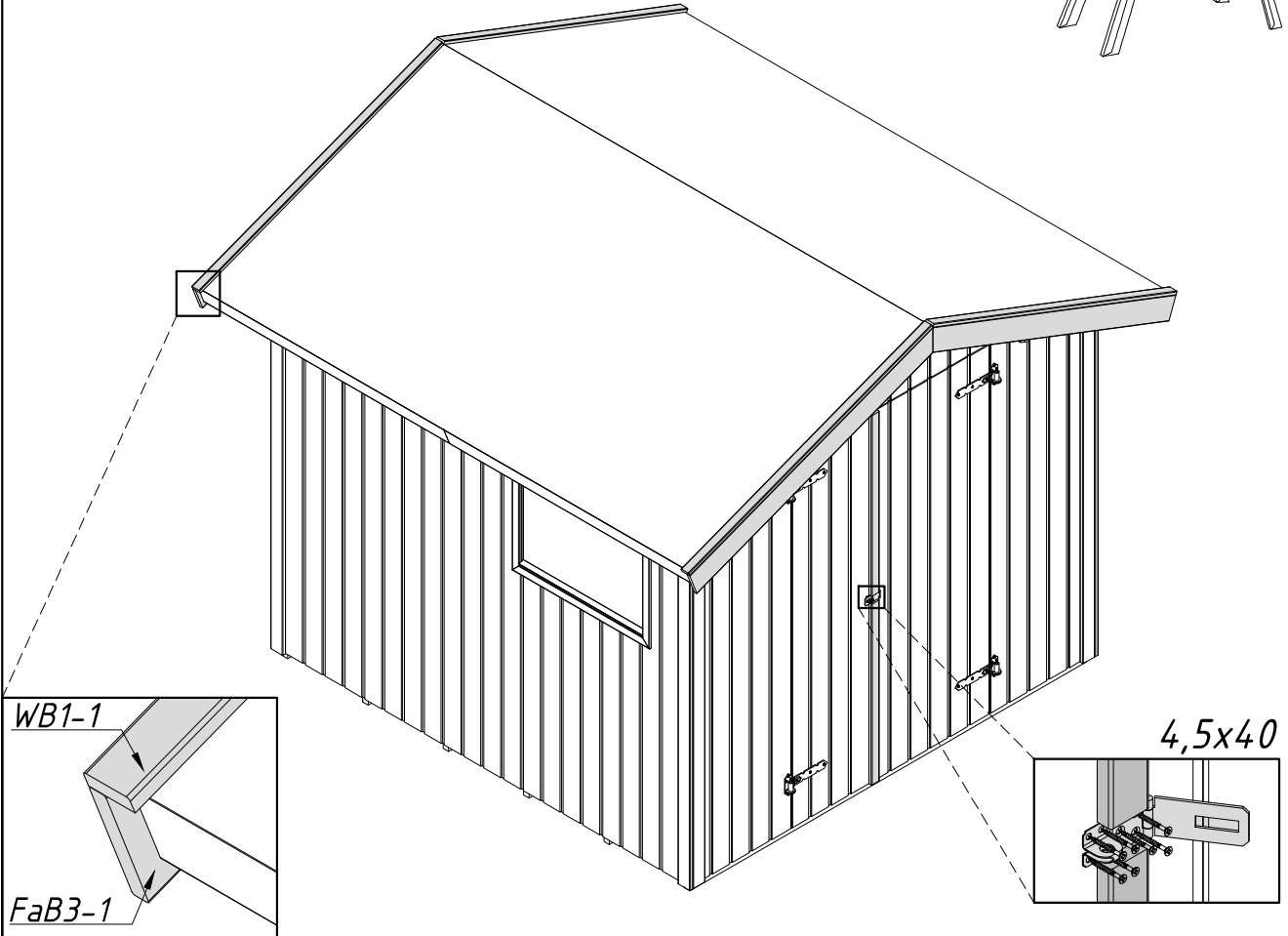
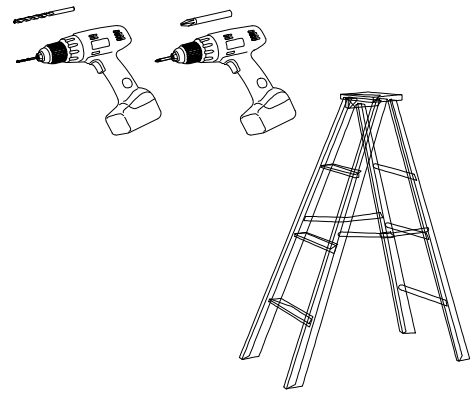
3,5x40



- Del-1 1 pcs
- Del-2 1 pcs
- 2,5x16 14 pcs
- 4,5x40 28 pcs
-  2 pcs
-  4 pcs



- Sla1* 2 pcs
- FaB3-1* 4 pcs
- WB1-1* 4 pcs
- 3,5x40  46 pcs
- 4,5x40  7 pcs
-  1 pcs



3,5x40

