

# Environmental Product Declaration



THE INTERNATIONAL EPD® SYSTEM



In accordance with ISO 14025:2006 and EN 15804:2012+A2:2019/AC:2021 for:

## WISA® spruce plywood, uncoated

EPD of multiple products, based on a representative product: **WISA-Spruce**, WISA-Parquet Spruce

### UPM Plywood Oy



Programme:	The International EPD® System, <a href="http://www.environdec.com">www.environdec.com</a>
Programme operator:	EPD International AB
EPD registration number:	EPD-IES-0004168:002 (S-P-04168)
Publication date:	2021-11-12
Revision date:	2024-12-19
Valid until:	2029-12-19


*An EPD should provide current information and may be updated if conditions change. The stated validity is therefore subject to the continued registration and publication at [www.environdec.com](http://www.environdec.com)*



## General information

### Programme information

<b>Programme:</b>	The International EPD® System
<b>Address:</b>	EPD International AB Box 210 60 SE-100 31 Stockholm Sweden
<b>Website:</b>	<a href="http://www.environdec.com">www.environdec.com</a>
<b>E-mail:</b>	<a href="mailto:info@environdec.com">info@environdec.com</a>

<b>Product Category Rules (PCR)</b>	
CEN standard EN 15804 serves as the Core Product Category Rules (PCR)	
Product Category Rules (PCR): PCR 2019:14 Construction products, version 1.3.4; c-PCR-006 (to PCR 2019:14) Wood and wood-based products for use in construction (EN 16485:2014) UN CPC 031, 311, 312, 313, 314, 315, 316, 319, version 2024-04-30.	
PCR review was conducted by: The Technical Committee of the International EPD® System. A full list of members available on <a href="http://www.environdec.com">www.environdec.com</a> . The review panel may be contacted via <a href="mailto:info@environdec.com">info@environdec.com</a> .	
<b>Life Cycle Assessment (LCA)</b>	
<b>Etteplan Finland Oy</b> Laserkatu 6, 53850 Lappeenranta, Finland <a href="http://www.etteplan.com">www.etteplan.com</a> LCA by: Kaisa Kuusela	
<b>Third-party verification</b>	
Independent third-party verification of the declaration and data, according to ISO 14025:2006, via:	
<input checked="" type="checkbox"/> EPD verification by individual verifier  Third-party verifier: Hannu Karppi, Ramboll Finland Oy  Approved by: The International EPD® System	
Procedure for follow-up of data during EPD validity involves third party verifier:	
<input type="checkbox"/> Yes <input checked="" type="checkbox"/> No	

The EPD owner has the sole ownership, liability, and responsibility for the EPD.

EPDs within the same product category but registered in different EPD programmes, or not compliant with EN 15804, may not be comparable. For two EPDs to be comparable, they must be based on the same PCR (including the same version number) or be based on fully-aligned PCRs or versions of PCRs; cover products with identical functions, technical performances and use (e.g. identical declared/functional units); have equivalent system boundaries and descriptions of data; apply equivalent data quality requirements, methods of data collection, and allocation methods; apply identical cut-off rules and impact assessment methods (including the same version of characterisation factors); have equivalent content declarations; and be valid at the time of comparison. For further information about comparability, see EN 15804 and ISO 14025.

## Company information

### Owner of the EPD:

UPM Plywood Oy

### Contact:

Sanna Kontinen,  
Manager, Environmental Affairs  
e-mail: [sanna.kontinen@upm.com](mailto:sanna.kontinen@upm.com)

More information: [www.wisaplywood.com](http://www.wisaplywood.com)

### Description of the organisation:

UPM Plywood offers high quality WISA® plywood and veneer products for construction, vehicle flooring, LNG shipbuilding, parquet manufacturing and other industrial applications. In 2023 UPM Plywood sales was EUR 422 million and it had 1,634 employees. UPM has three plywood mills and one veneer mill in Finland and one plywood mill in Estonia.

### Product-related or management system-related certifications:

- ✓ FSC and PEFC CoC
- ✓ ISO 9001, ISO 14001 & ISO 45001
- ✓ CE marking according to EN 13986:2004+A1:2015 with AVCP 2+ & 4 (depending on the product)
- ✓ M1 emission classification (depending on the product)

### Names and locations of production sites:

- ✓ UPM Pellos Plywood Mills  
Karsikkoniementie 10  
52420 Pellosniemi  
Finland

## Product information

### Product name:

WISA® uncoated spruce plywood. This is a name for a range of two plywood products, see Table 1. This EPD represents the representative composition and production of uncoated plywood products manufactured at Pellos mill in Finland. WISA®-Spruce is chosen as the representative product, as its production volume represents over 95 % of uncoated spruce plywood production at Pellos mill.

*Table 1. Products included in the results of this average EPD.*

Product group	Product	Features
WISA® uncoated spruce plywood	WISA®-Spruce	Basic uncoated spruce plywood board. Representative product.
	WISA®-Parquet Spruce	Uncoated spruce plywood board with unique dimensions and smooth surface.

Up-to-date information on products is available at [www.wisaplywood.com](http://www.wisaplywood.com)

### Product identification:

WISA-Plywood products are marked with CE-marking containing unambiguous code of Declaration of Performance, i.e. UPM002CPR.

### Product description:

WISA® Plywood products are sustainable material for permanent constructions and infrastructure. Panels are strong, stiff and lightweight and hence suitable for multiple different uses in building and construction applications, such as roofing, flooring and wall sheeting.

As permanent component of building or infrastructure, plywood boards are primarily used in dry indoor or moderately humid conditions (reference in-use conditions). According to research results and experience, glued timber products, such as plywood, will have around the same service life expectations than solid wood in dry and moderately humid conditions. If installed properly and moisture exposure is low or moderate, the service life of the plywood board is 100 years at minimum.

UN CPC code: 31410

### Geographical scope:

WISA® uncoated spruce plywood products are manufactured in Finland, which modules A1–A3 mostly represent. Plywood products are used across Europe and therefore modules A4–A5, B, C (end-of-life stage) and D (avoided burdens) represent a combination of specific destination countries in Europe.

## LCA information

### Declared unit:

1 m<sup>3</sup> of representative WISA® uncoated spruce plywood board from cradle to grave. The product density is 460 kg/m<sup>3</sup>, which acts as a conversion factor for the declared indicator results.

### Reference service life:

100 years. As permanent component of building or infrastructure, plywood boards are primarily used in dry indoor or moderately humid conditions (reference in-use conditions), such as in roofing, flooring and wall sheeting. According to research results and experience, glued timber products, such as plywood, will have around the same service life expectations than solid wood in dry and moderately humid conditions. If installed properly and moisture exposure is low or moderate, the service life of the plywood board is 100 years at minimum.

### Time representativeness:

Manufacturer-specific data (module A3) represents year 2023. Time representativeness of secondary data used was mainly very good, and good overall.

### Database(s) and LCA software used:

LCA for Experts software version 10.9 is used for modeling and calculation of results. Used databases include Sphera Professional 2024.2 and Ecoinvent 3.10 (cut-off system model).

### Description of system boundaries:

The system boundaries of this EPD are cradle to grave and module D (A + B + C + D). Therefore, all life cycle stages are included. See Table 2 and Figure 1 below for information on declared modules and descriptions further below.

Table 2. Modules declared, geographical scope, share of specific data and data variation (in GWP-GHG results):

	Product stage			Construction process stage		Use stage							End of life stage				Resource recovery stage	
	Raw material supply	Transport	Manufacturing	Transport	Construction installation	Use	Maintenance	Repair	Replacement	Refurbishment	Operational energy use	Operational water use	De-construction demolition	Transport	Waste processing	Disposal	Reuse-Recovery-Recycling-potential	
Module	A1	A2	A3	A4	A5	B1	B2	B3	B4	B5	B6	B7	C1	C2	C3	C4	D	
Modules declared	X	X	X	X	X	X	X	X	X	X	X	X	X	X	X	X	X	X
Geography	FI			EU														EU
Specific data used	31 %			-	-	-	-	-	-	-	-	-	-	-	-	-	-	-
Variation – products	54 %			-	-	-	-	-	-	-	-	-	-	-	-	-	-	-
Variation – sites	0 %			-	-	-	-	-	-	-	-	-	-	-	-	-	-	-

EU = Europe; FI = Finland.

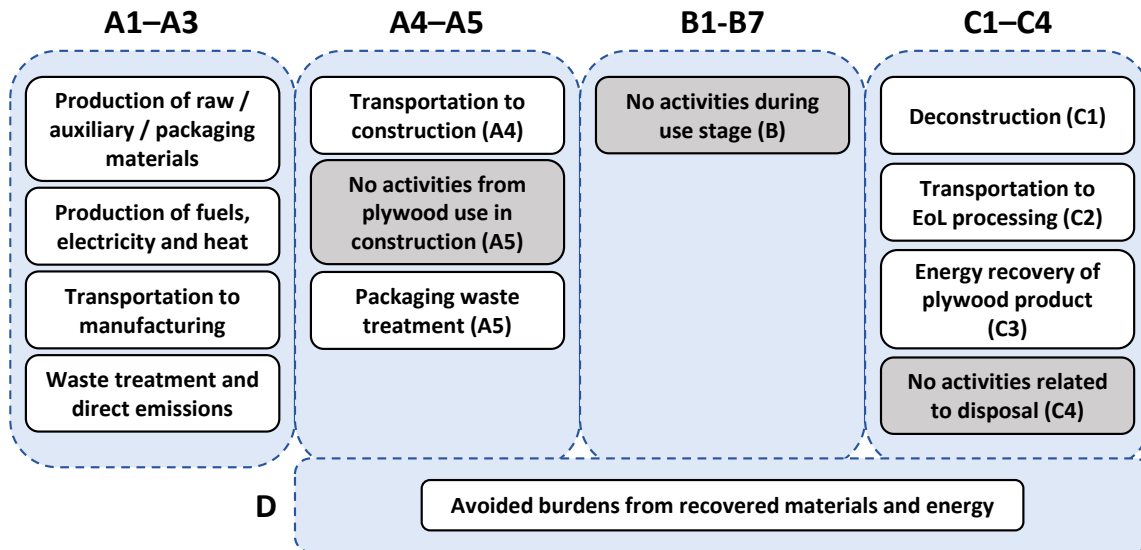


Figure 1. System diagram.

Module A1 includes the production of raw materials and energy used in the manufacturing of the plywood products. Spruce logs are sourced from sustainably grown forests in Finland. The plywood mill has an onsite energy plant that uses wood residues from plywood manufacturing as primary fuel. Electricity used in manufacturing is produced mostly with natural gas, nuclear power and coal and its emission factor is 0.015 kg CO<sub>2</sub> eq./kWh (GWP-GHG).

Module A2 includes transportation processes up to the plywood mill gates. Wood is transported by road, rails and water. Other materials are shipped by road and few materials are also by sea.

Module A3 includes the direct emissions of the manufacturing processes at the plywood mills, production of auxiliary and packaging materials, treatment of solid wastes and pre-treatment of wastewater. Plywood manufacturing process is depicted in Figure 2 below (note: coating line processes are not related to uncoated plywood products).

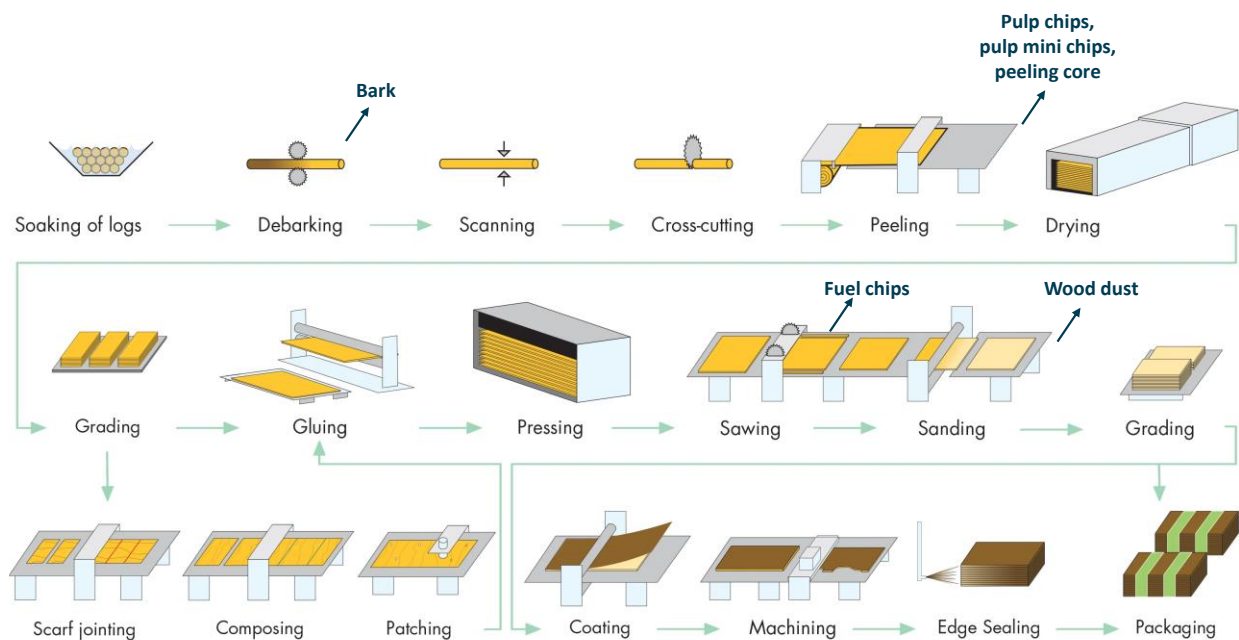


Figure 2. Manufacturing process flow diagram. Coating line is not included for uncoated plywood products.

Module A4 describes the transportation of plywood products to end users in multiple European countries. In module A5 the plywood products are installed/used in construction (no significant inputs are identified to be used in construction). Plywood wastage and product packaging are directed to waste treatment in module A5.

Modules B1–B7 describe the use stage of plywood board installed in a building; the plywood does not require maintenance or create additional material or energy consumption, and therefore the environmental impacts in module B are estimated to be insignificant and presented as zero. Modules C1–C4 describe the deconstruction of the plywood (C1), transportation to waste processing (C2), waste processing (C3) and disposal (C4). Plywood is assumed to be recovered as energy, of which burdens belong to module C3, and no activities are included in module C4. Module D describes the material and energy resource recovery across the life cycle.

Table 3. Modeling data pertaining to modules A4-C4.

Module	Module information
A4	141 km by road (Truck-trailer, Euro VI, 27t payload capacity; 61 % utilization rate) 1035 km by sea (Container ship, 52 134 dead weight tonnage; 70 % utilization rate)
A5	Use of materials, energy and water and emissions to air: zero (assumed minor). Wastes formed: 0.160 kg polyester banding (material recovery) 5.395 kg bed timber (energy recovery) 25.740 kg plywood (including 5 % product wastage - energy recovery) 0.223 kg polyethylene wrap (material recovery)
B1–B7	No activities (estimated to be insignificant and presented as 0).
C1	Deconstruction (Excavator, 100 kW, construction)
C2	100 km assumed (Truck, Euro VI, 9.3t payload capacity; 51 % utilization rate)
C3	100 % energy recovery assumed.
C4	No activities (presented as 0).
D	Quality ratios of recovered materials are accounted for. Default efficiency of energy recovery are 25-27 % for heat, 13-15 % for electricity (Sphera). Average district heat (A5/C3) and country-specific market grid mix (A5/C3) are assumed to be avoided.

Cut-off criteria:

The sum of excluded flows do not exceed 1% of the total inputs or outputs (by mass or by energy). The flows knowingly excluded are as follows:

- Capital equipment, infrastructure, and employee commute.
- A1: Production of few minor auxiliary materials (<0.002 % of material input mass to mill site).
- A5: Production of screws and use of screwdriver in construction stage.
- B1: Emissions to air during use stage are very minor and assumed to be zero.

Allocation:

Allocation is avoided in the calculation of product-specific raw material inputs and outputs (as waste). Economic allocation is used to allocate other annual inventory data between plywood products and valuable co-products. In this way, plywood products carry at least 92 % of burdens from manufacturing.

Data quality:

Primary data of UPM Plywood represents year 2023 and annual production inventory data is used as the basis of calculation. Modeling data is obtained from Sphera Professional 2024.2 and Ecoinvent 3.10 databases. Time-related, geographical and technological representativeness are assessed before using secondary data and overall, the data quality is good.

## Content information

Compositions of representative WISA® uncoated spruce plywood (WISA®-Spruce) and accompanying packaging are presented in Table 4 below.

Table 4. WISA® uncoated spruce plywood composition and packaging (representative product WISA®-Spruce).

Product components	Weight, kg	Post-consumer material, weight-%	Biogenic material, kg C
Wood, spruce	396.7	0 %	196
Moisture	41.8	0 %	0
Adhesive resin	15.4	0 %	3
Hardeners and fillers	5.6	0 %	0
Others (i.e. composing adhesives, fillers)	0.5	0 %	0
<b>TOTAL</b>	<b>460.0</b>	<b>0 %</b>	<b>199</b>
Packaging materials	Weight, kg	Weight-% (versus the product)	Weight biogenic carbon, kg C
Bed timber	5.4	1.2 %	2.1
Plywood	2.9	0.6 %	1.3
Polyester band	0.2	0.0 %	0.0
<b>TOTAL</b>	<b>8.5</b>	<b>1.8 %</b>	<b>3.4</b>

\* Contains biogenic carbon.

There are no SVHC substances in the product.



## Results of the environmental performance indicators

The declared indicators in this section are for the representative WISA® uncoated spruce plywood (WISA®-Spruce). The estimated impact results are only relative statements, which do not indicate the endpoints of the impact categories, exceeding threshold values, safety margins and/or risks.

### Mandatory impact category indicators (EN 15804+A2)

Results per 1 m <sup>3</sup> of representative WISA® uncoated spruce plywood										
Indicator	Unit	A1-A3	A4	A5	B1-B7	C1	C2	C3	C4	D
GWP-total	kg CO <sub>2</sub> eq.	-671	10.4	53	0	0.276	6.08	712	0	-177
GWP-fossil	kg CO <sub>2</sub> eq.	70	10.3	2.24	0	0.271	5.96	20.8	0	-176
GWP-biogenic	kg CO <sub>2</sub> eq.	-742	0.0208	50.8	0	0.000836	0.0186	691	0	-1.09
GWP-luluc	kg CO <sub>2</sub> eq.	0.765	0.0848	0.00778	0	0.00455	0.101	0.00683	0	-0.035
ODP	kg CFC 11 eq.	6.63E-07	1.95E-12	5.71E-12	0	2.73E-14	6.06E-13	7.86E-11	0	-1.24E-09
AP	mol H <sup>+</sup> eq.	0.524	0.119	0.009	0	0.00135	0.00721	0.118	0	-0.311
EP-freshwater	kg P eq.	0.0131	2.34E-05	3.31E-06	0	1.16E-06	2.57E-05	2.02E-05	0	-8.63E-04
EP-marine	kg N eq.	0.231	0.0424	0.00266	0	6.35E-04	0.00245	0.0345	0	-0.096
EP-terrestrial	mol N eq.	2.25	0.467	0.0377	0	0.00704	0.0298	0.494	0	-0.981
POCP	kg NMVOC eq.	0.66	0.118	0.00732	0	0.0018	0.00677	0.095	0	-0.253
ADP-minerals&metals*	kg Sb eq.	1.02E-04	5.76E-07	9.72E-08	0	2.31E-08	5.12E-07	8.36E-07	0	-1.80E-05
ADP-fossil*	MJ	3100	134	18.2	0	3.54	78.6	173	0	-2630
WDP*	m <sup>3</sup>	8.71	0.115	5.64	0	0.00404	0.0897	78.2	0	-17.9

GWP-fossil = Global Warming Potential fossil fuels; GWP-biogenic = Global Warming Potential biogenic; GWP-luluc = Global Warming Potential land use and land use change; ODP = Depletion potential of the stratospheric ozone layer; AP = Acidification potential, Accumulated Exceedance; EP-freshwater = Eutrophication potential, fraction of nutrients reaching freshwater end compartment; EP-marine = Eutrophication potential, fraction of nutrients reaching marine end compartment; EP-terrestrial = Eutrophication potential, Accumulated Exceedance; POCP = Formation potential of tropospheric ozone; ADP-minerals&metals = Abiotic depletion potential for non-fossil resources; ADP-fossil = Abiotic depletion for fossil resources potential; WDP = Water (user) deprivation potential, deprivation-weighted water consumption

\* Disclaimer: The results of this environmental impact indicator shall be used with care as the uncertainties of these results are high or as there is limited experience with the indicator.

## Additional mandatory and voluntary impact category indicators (EN 15804+A2)

Results per 1 m <sup>3</sup> of representative WISA® uncoated spruce plywood										
Indicator	Unit	A1-A3	A4	A5	B1-B7	C1	C2	C3	C4	D
GWP-GHG <sup>1</sup>	kg CO <sub>2</sub> eq.	77.6	10.4	2.25	0	0.276	6.08	20.9	0	-177
PM	Disease incidences	5.71E-03	2.69E-06	6.16E-08	0	1.60E-08	6.88E-08	7.87E-07	0	-2.60E-06
IRP**	kBq U <sup>235</sup> eq.	76.4	0.246	0.108	0	0.000638	0.0142	1.48	0	-27
ET-freshwater*	CTUe	780	93.3	9.55	0	2.6	57.8	74.7	0	-644
HTP-c*	CTUh	1.82E-07	1.92E-09	6.22E-10	0	5.22E-11	1.16E-09	7.48E-09	0	-4.11E-08
HTP-n*	CTUh	7.08E-07	7.06E-08	3.21E-08	0	2.33E-09	5.17E-08	3.96E-07	0	-1.22E-06
SQI*	Pt	138000	39	6.77	0	1.75	38.9	55.1	0	-3620

GWP-GHG = Global Warming Potential greenhouse gases; PM = Particulate Matter; IRP = Ionizing Radiation Potential; ET-freshwater = Ecotoxicity freshwater; HTP-c = Human Toxicity Potential cancer; HTP-n = Human Toxicity Potential non-cancer; SQI = Soil Quality Index

\* Disclaimer: The results of this environmental impact indicator shall be used with care as the uncertainties of these results are high or as there is limited experience with the indicator.

\*\* Disclaimer: This impact category deals mainly with the eventual impact of low dose ionizing radiation with human health of the nuclear fuel cycle. It does not consider effects due to possible nuclear accidents, occupational exposure nor due to radioactive waste disposal in underground facilities. Potential ionizing radiation from the soil, from radon and from some construction materials is also not measured by this indicator.

<sup>1</sup> This indicator accounts for all greenhouse gases except biogenic carbon dioxide uptake and emissions and biogenic carbon stored in the product. As such, the indicator is identical to GWP-total except that the CF for biogenic CO<sub>2</sub> is set to zero.

## Resource use indicators

Note: energy stored in the product is not balanced out over the life cycle A to C, but instead reported as primary energy used as material, even though it is lost from the product system under study, why this has to be considered in any further assessment or use of the reported result.

Results per 1 m <sup>3</sup> of representative WISA® uncoated spruce plywood										
Indicator	Unit	A1-A3	A4	A5	B1-B7	C1	C2	C3	C4	D
PERE	MJ	15400	12.5	502	0	0.299	6.64	6830	0	-2150
PERM	MJ	7280	0	-498	0	0	0	-6780	0	0
PERT	MJ	22600	12.5	4.01	0	0.299	6.64	49.1	0	-2150
PENRE	MJ	3040	134	33	0	3.54	78.6	375	0	-2630
PENRM	MJ	216	0	-14.8	0	0	0	-201	0	0
PENRT	MJ	3260	134	18.2	0	3.54	78.6	173	0	-2630
SM	kg	0.0218	0	0	0	0	0	0	0	0
RSF	MJ	0	0	0	0	0	0	0	0	0
NRSF	MJ	0	0	0	0	0	0	0	0	0
FW	m <sup>3</sup>	1.94	0.0141	0.133	0	0.000336	0.00746	1.84	0	-1.12

PERE = Use of renewable primary energy excluding renewable primary energy resources used as raw materials; PERM = Use of renewable primary energy resources used as raw materials; PERT = Total use of renewable primary energy resources; PENRE = Use of non-renewable primary energy excluding non-renewable primary energy resources used as raw materials; PENRM = Use of non-renewable primary energy resources used as raw materials; PENRT = Total use of non-renewable primary energy resources; SM = Use of secondary material; RSF = Use of renewable secondary fuels; NRSF = Use of non-renewable secondary fuels; FW = Use of net fresh water

## Waste indicators

Results per 1 m <sup>3</sup> of representative WISA® uncoated spruce plywood										
Indicator	Unit	A1-A3	A4	A5	B1-B7	C1	C2	C3	C4	D
HWD	kg	1.54	1.39E-08	7.53E-09	0	1.14E-10	2.54E-09	1.02E-07	0	-2.18E-06
NHWD	kg	5.69	0.0237	1	0	5.50E-04	0.0122	14	0	-6.85
RWD	kg	0.761	0.00236	0.000681	0	4.57E-06	1.02E-04	0.00935	0	-0.229

HWD = Hazardous waste disposed; NHWD = Non-hazardous waste disposed; RWD = Radioactive waste disposed

## Output flow indicators

Results per 1 m <sup>3</sup> of representative WISA® uncoated spruce plywood										
Indicator	Unit	A1-A3	A4	A5	B1-B7	C1	C2	C3	C4	D
CRU	kg	0	0	0	0	0	0	0	0	0
MFR	kg	29.6	0	0	0	0	0	0	0	0
MER	kg	0.481	0	31.5	0	0	0	437	0	0
EEE	MJ	0	0	71	0	0	0	989	0	0
EET	MJ	0	0	128	0	0	0	1780	0	0

CRU = Components for re-use; MFR = Material for recycling; MER = Materials for energy recovery; EEE = Exported energy, electricity; EET = Exported energy, thermal

## Other impact category indicators

Impact category indicators calculated according to EN 15804+A1.

Results per 1 m <sup>3</sup> of representative WISA® uncoated spruce plywood										
Indicator	Unit	A1-A3	A4	A5	B1-B7	C1	C2	C3	C4	D
GWP	kg CO <sub>2</sub> eq.	-679	10.2	53	0	0.269	5.9	712	0	-176
ODP	kg CFC-11 eq.	4.52E-07	2.30E-12	6.72E-12	0.00E+00	3.21E-14	7.14E-13	9.26E-11	0.00E+00	-1.46E-09
AP	kg SO <sub>2</sub> eq.	0.302	0.0895	0.00622	0	0.000936	0.00514	0.0813	0	-0.239
EP	kg Phosphate eq.	0.13	0.0145	0.00116	0	2.26E-04	0.00116	0.015	0	-0.0443
POCP	kg Ethene eq.	0.0757	0.00561	4.77E-04	0.00E+00	1.08E-04	4.46E-05	0.00658	0	-0.0304
ADPE*	kg Sb eq.	7.20E-05	5.90E-07	1.02E-07	0.00E+00	2.30E-08	5.10E-07	9.03E-07	0.00E+00	-1.96E-05
ADPF*	MJ	665	126	15.9	0	3.48	77.3	144	0	-1890

GWP = Global Warming Potential; ODP = Depletion potential of the stratospheric ozone layer; AP = Acidification potential, Accumulated Exceedance; EP = Eutrophication potential; POCP = Formation potential of tropospheric ozone; ADPE = Abiotic depletion potential for non-fossil resources; ADPF = Abiotic depletion for fossil resources potential

\* Disclaimer: The results of this environmental impact indicator shall be used with care as the uncertainties of these results are high or as there is limited experience with the indicator.

## Additional environmental information

There are no harmful substances released to air, water or ground during the use of the product. Regarding indoor air quality the plywood boards have (depending on the product) M1 emission classification granted by the Building Information Foundation RTS sr (Rakennustietosäätiö RTS sr). M1 stands for low emissions.

### Conversion factors from declared results

Below, conversion factors for converting the declared results to the results for specific products within the group are presented. The conversion factors are limited to the mandatory and voluntary impact category indicators of EN 15804+A2.

Conversion factors from the representative product to WISA®-Parquet Spruce										
Indicator	Unit	A1-A3	A4	A5	B1-B7	C1	C2	C3	C4	D
GWP-total	kg CO <sub>2</sub> eq.	1.021	1.087	1.038	0	1.091	1.086	1.069	0	1.102
GWP-fossil	kg CO <sub>2</sub> eq.	1.406	1.087	1.263	0	1.089	1.086	1.385	0	1.102
GWP-biogenic	kg CO <sub>2</sub> eq.	1.057	1.087	1.028	0	1.087	1.086	1.059	0	1.101
GWP-luluc	kg CO <sub>2</sub> eq.	0.988	1.088	1.116	0	1.088	1.089	1.088	0	1.097
ODP	kg CFC 11 eq.	0.995	1.087	2.487	0	1.088	1.087	1.088	0	1.097
AP	mol H <sup>+</sup> eq.	1.282	1.092	1.133	0	1.089	1.087	1.085	0	1.093
EP-freshwater	kg P eq.	1.092	1.085	2.949	0	1.086	1.086	1.089	0	1.089
EP-marine	kg N eq.	1.165	1.090	1.124	0	1.087	1.086	1.087	0	1.094
EP-terrestrial	mol N eq.	1.253	1.088	1.103	0	1.087	1.084	1.087	0	1.091
POCP	kg NMVOC eq.	1.292	1.085	1.123	0	1.089	1.087	1.084	0	1.099
ADP-minerals&metals*	kg Sb eq.	0.897	1.089	2.531	0	1.087	1.088	1.087	0	1.100
ADP-fossil*	MJ	1.423	1.090	1.538	0	1.088	1.087	1.087	0	1.122
WDP*	m <sup>3</sup>	1.160	1.087	1.055	0	1.087	1.087	1.087	0	1.084

GWP-fossil = Global Warming Potential fossil fuels; GWP-biogenic = Global Warming Potential biogenic; GWP-luluc = Global Warming Potential land use and land use change; ODP = Depletion potential of the stratospheric ozone layer; AP = Acidification potential, Accumulated Exceedance; EP-freshwater = Eutrophication potential, fraction of nutrients reaching freshwater end compartment; EP-marine = Eutrophication potential, fraction of nutrients reaching marine end compartment; EP-terrestrial = Eutrophication potential, Accumulated Exceedance; POCP = Formation potential of tropospheric ozone; ADP-minerals&metals = Abiotic depletion potential for non-fossil resources; ADP-fossil = Abiotic depletion for fossil resources potential; WDP = Water (user) deprivation potential, deprivation-weighted water consumption

Conversion factors from the representative product to WISA®-Parquet Spruce

Indicator	Unit	A1-A3	A4	A5	B1-B7	C1	C2	C3	C4	D
GWP-GHG	kg CO <sub>2</sub> eq.	1.546	1.087	1.262	0	1.091	1.086	1.383	0	1.102
PM	Disease incidences	1.804	1.089	1.161	0	1.088	1.086	1.088	0	1.096
IRP**	kBq U <sup>235</sup> eq.	1.401	1.085	2.880	0	1.088	1.085	1.088	0	1.089
ET-freshwater*	CTUe	1.474	1.093	1.351	0	1.088	1.087	1.087	0	1.158
HTP-c*	CTUh	1.082	1.089	1.273	0	1.086	1.086	1.087	0	1.112
HTP-n*	CTUh	1.192	1.088	1.140	0	1.086	1.085	1.086	0	1.115
SQI*	Pt	1.058	1.090	1.551	0	1.086	1.087	1.087	0	1.086

GWP-GHG = Global Warming Potential greenhouse gases; PM = Particulate Matter; IRP = Ionizing Radiation Potential; ET-freshwater = Ecotoxicity freshwater; HTP-c = Human Toxicity Potential cancer; HTP-n = Human Toxicity Potential non-cancer; SQI = Soil Quality Index

## Differences between previously published version

This EPD is a revised version of a previously published version. The following items have changed versus the previous version of this EPD:

- Followed PCR 2019:14 is updated from version 1.1 to 1.3.4, and c-PCR-006 from version 2019-12-20 to 2024-04-30.
- The EPD describes representative product instead of average product,
- Packaging materials are declared under module A3 (were in A1) and energy under A1 (were in A3),
- List of products included in the EPD,
- Database versions used in modelling,
- Composition of the product and packaging materials, and
- Results of the environmental performance indicators.
  - GWP-fossil result over the life cycle (A–C) decreased by 44 %, partly due to changing to product-specific raw material calculation instead of allocation.



---

## References

General Programme Instructions of the International EPD® System. Version 4.0.

PCR 2019:14. Construction products. Version 1.3.4

C-PCR-006 (TO PCR 2019:14). Wood and wood-based products for use in construction (EN 16485:2014). Version 2024-04-30.

EN 13986:2004+A1:2015. Wood-based panels for use in construction.

Ecoinvent. 2024. Ecoinvent 3.10 database (cut-off).

Kuusela & Kempfi. 2024. Life cycle assessment of WISA® spruce plywood for environmental product declaration.

Sphera. 2024. Sphera Professional 2024.2.

