


The expansion plug for fixings in gypsum plasterboard, gypsum fibreboard and wooden panels



BUILDING MATERIALS

- Gypsum plasterboard and gypsum fibreboards
- Wooden boards
- MDF boards
- Multiplex boards
- OSB boards
- Plywood boards
- Chipboard
- Wood core plywood boards

APPROVALS



ADVANTAGES

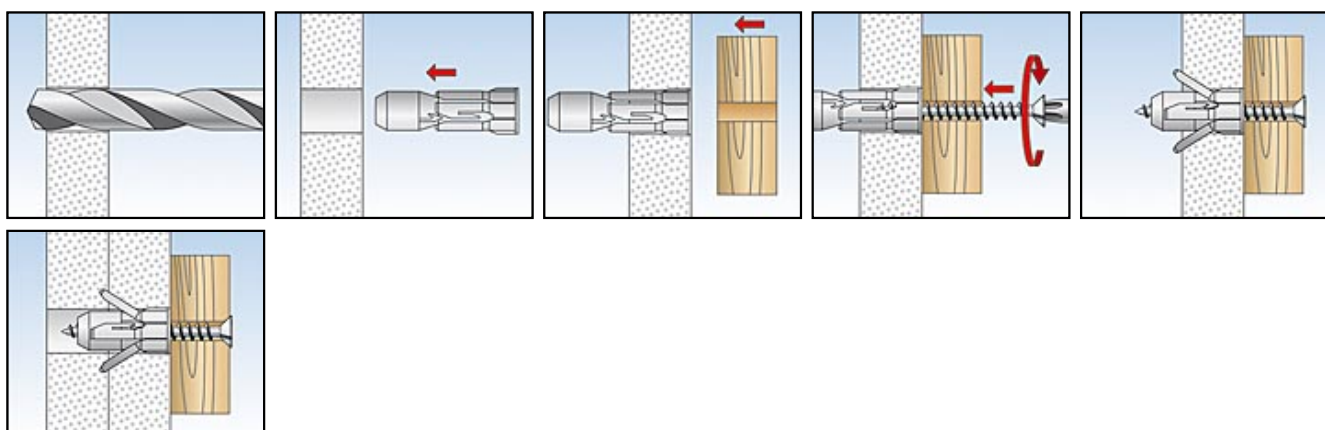
- The operating principle of the fixing allows for use in various board thicknesses, including in low cavity depths. This provides great flexibility.
- The special fixing geometry with a nylon cone ensures a high tightening torque that can be identified immediately. This offers a high level of installation safety.
- The longitudinal ribs prevent the fixing from rotating in the drill hole, thus allowing for a reliable installation.
- The board fixing PD can be used with the most wide-ranging screws, hooks and eye screws. This allows for a broad range of applications.

APPLICATIONS


- Pictures
- Lighting
- Shelves
- Towel rails
- Mirror cabinets
- Curtain rails

FUNCTIONING

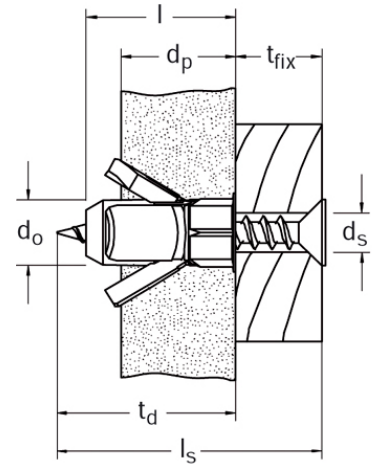
- The board fixing PD is suitable for pre-positioned installation.
- Use rotary drilling to create the drill hole.
- When the screw is tightened, the plastic cone is pulled into the sleeve and expands the fixing.
- Use full-thread screws, or alternatively, the part of the screw without thread may not be longer than the thickness of the item being attached.
- Do not use screws with double-start threads.



TECHNICAL DATA



Board fixing PD



Article name	Art.-No.	Drill hole diameter d_0 [mm]	Chipboard screw $d_s / d_s \times l_s$ [mm]	Max. fixture thickness t_{fix} [mm]
PD 8	024771	8	4	
PD 10	015935	10	5	
PD 12	015937	12	6	
PD 8 S	024772	8	4 x 40	11
PD 10 S	015936	10	5 x 40	12
PD 12 S	015938	12	6 x 50	22

LOADS

Board fixing PD

Highest recommended loads¹⁾ for a single anchor.

The given loads are valid for chipboard screws with the specified diameter.

Type			PD 8	PD 10	PD 12
Chipboard screw	Ø	[mm]	4	5	6
Recommended loads in the respective base material F_{rec}²⁾					
Gypsum plasterboard	9,5 mm	[kN]	0,10	0,10	0,10
Gypsum plasterboard	12,5 mm	[kN]	0,10	0,10	0,15
Gypsum plasterboard	2 x 12,5 mm	[kN]	0,15	0,15	0,15
Gypsum fibreboard	12,5 mm	[kN]	0,20	0,25	0,30
Plywood		[kN]	0,15	0,40	0,80
Chipboard	16 mm	[kN]	0,25	0,25	0,25

¹⁾ Required safety factors are considered.

²⁾ Valid for tensile load, shear load and oblique load under any angle.