


# TRÄDGÅRD **LED** SYSTEM



Lights of Scandinavia





2. SPOTLIGHT



3. PLANTLIGHT



2. SPOTLIGHT

# TRÄDGÅRD LED SYSTEM

## 1. UPLIGHTS



**104719**  
DECKLIGHT LED START 5  
Incl. dusk relay and transformer  
5 x 0,15W LED 12V  
Max/ trafo 1-15x



**104720**  
DECKLIGHT LED EXTRA 5  
5 x 0,15W LED 12V  
Max/ trafo 1-15x



**104723**  
UPLIGHT LED  
3 x 1W Power LED 12V  
Max/ trafo 1-7x

## 2. SPOTLIGHTS



**104721**  
SPOTLIGHT DELUXE LED  
3 x 1W LED 12V  
Max/ trafo 1-7x



**104722**  
SPOTLIGHT LED  
3 x 1W LED 12V  
Max/ trafo 1-7x

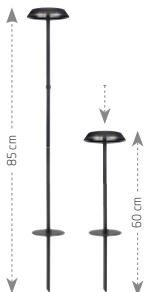


**106258**  
SPOTLIGHT LED  
6 x 1W LED 12V  
Max/ trafo 1-7x




**104724**  
SPOTLIGHT LED  
1 x 1W Power LED 12V  
Max/ trafo 1-20x


## 3. PLANT LIGHTS



**104725**  
PLANT LIGHT LED  
0,96W LED 12V



**104776**  
BALL LIGHT LED  
0,08W LED 12V



**104726**  
BALL LIGHT LED  
1,2W LED 12V

## ACCESSORIES



**104731**  
TRANSFORMER AC  
12V



**104729**  
T-CONNECTOR  
12V



**104730**  
DYSK RELAY  
12V



**104728**  
EXTENSION CABLE 10 M  
12V



**104727**  
EXTENSION CABLE 5 M  
12V



**106259**  
EXTENSION CABLE 2 M  
12V



## ÅSA'S TIPS

- For safety's sake, light up the entrance.
- Feel free to combine temporary and permanent fittings.
- Position the lights to avoid glare. If direct light shines in your eyes you won't see so well in the dark.



Åsa Thulin, landscape architect at Trappa Trädgårdsform.

3. BALL LIGHT

3. PLANT LIGHT

2. SPOTLIGHT DELUXE



1. DECKLIGHT

2. SPOTLIGHT





2. SPOTLIGHT

The image shows a young tree with green leaves in a garden at night. The tree is illuminated from below by two small, round, white uplights. The ground around the tree is covered with brown mulch. In the background, there is a white building with vertical siding and a window. A red bush is visible near the building. The sky is dark blue with some clouds. The overall scene is a nighttime garden lighting demonstration.

1. UPLIGHT

# SAVE MONEY AND PROTECT THE ENVIRONMENT WITH TRÄDGÅRD

Marksljöd's "Trädgård" series is the latest and among the best in decorative lighting designed especially for gardens and other outdoor spaces!

All the light comes from 12 V LEDs for extremely low energy consumption and an extended service life. There are many accessories and connection options, guaranteeing that the series will offer a wide range of fittings into the future.

## UPLIGHTS

**Decklights** are available in two versions. **Decklight Start** has a cable and transformer for plugging into a standard socket, as well as a dusk relay to switch on the lights when it starts getting dark. The Start set includes five lights with 1.5 metres of cable between them, terminated with a connector in case you want more than five recessed fittings.

To add more fittings you will need the other version, **Decklight Extra**, which just includes five lights with a connector at each end. You can connect up to 15 Decklights to the same transformer (incl. in Decklight Extra). If you want to add more decklights you will have to use the larger transformer (104731). Each light is rated at just 0.12 W, which means you would need more than 100 of them to reach the same energy consumption as a 15 W bulb!!

**Uplights** are slightly stronger lights that are used for recessed/buried lighting. They still use 12 V for safety, but the LED is 3 x 1 W to illuminate larger objects like stone walls, shrubs, façades, etc. The energy consumption is still very low.

## SPOTLIGHTS

**Spotlights** are also available with adjustable fittings on spikes. There are three versions here too. There are two basic models for small shrubs, pots, etc., and a stronger model supplied with colour filters if you want to experiment with different colour effects. Two of the lights have 3 x 1 W LEDs and one of the lights have 6 x 1 W LEDs.

## PLANT LIGHTS

Next we come to the **Plant Light** and **Ball Light** fittings. They are designed to nestle among the shrubs and flowers, or to light up the garden paths. They also look great next to the garden pond.

**All the fittings can be connected to each other, so all you need is one socket! Your Trädgård garden lighting will give you pleasure for many years to come so please, enjoy!**



1. DECKLIGHT



3. BALL LIGHT



3. BALL LIGHT



” Use light to create atmosphere and drama ”

1. UPLIGHT



2. SPOTLIGHT DELUXE



2. SPOTLIGHT DELUXE



# Like us. We like you.

Like and share our Facebook page: [www.facebook.com/Markslojd](http://www.facebook.com/Markslojd).

## How did you use yours?

Feel free to upload pictures to our Facebook page, showing how you used Markslöjd's TRÄDGÅRD to light up your own garden.