



ETA-Danmark A/S  
Göteborg Plads 1  
DK-2150 Nordhavn  
Tel. +45 72 24 59 00  
Internet [www.etadanmark.dk](http://www.etadanmark.dk)

Authorised and notified  
according to Article 29 of the  
Regulation (EU)  
No 305/2011 of the European  
Parliament and of the Council  
of 9 March 2011

MEMBER OF EOTA



## European Technical Assessment ETA-24/0613 of 2024/07/02

### I General Part

**Technical Assessment Body issuing the ETA and designated according to Article 29 of the Regulation (EU) No 305/2011: ETA-Danmark A/S**

**Trade name of the construction product:**

Fireguard S564

**Product family to which the above construction product belongs:**

Fire Stopping, Fire Sealing & Fire Protective Products.  
Fire Retardant Products

**Manufacturer:**

Dana Lim A/S  
Københavnsvej 220  
DK 4600 Køge  
Denmark

**Manufacturing plant:**

E/055

**This European Technical Assessment contains:**

19 pages including 2 annexes which form an integral part of the document

**This European Technical Assessment is issued in accordance with Regulation (EU) No 305/2011, on the basis of:**

EAD 350141-00-1106 Linear Joint and Gap Seals

**This version replaces:**

**Translations of this European Technical Assessment in other languages shall fully correspond to the original issued document and should be identified as such.**

**Communication of this European Technical Assessment, including transmission by electronic means, shall be in full [except the confidential Annex(es) referred to above]. However, partial reproduction may be made with the written consent of the issuing Technical Assessment Body. Any partial reproduction has to be identified as such.**

## 1 Technical Description of the Product

- 1) Fireguard S564 is a silicone based sealant used to form linear gap seals where gaps are present in floor and wall constructions and linear joint seals where wall and floor constructions abut.
- 2) The Fireguard S564 is supplied in liquid form contained within 310ml, 380 ml & 400ml cartridges, 600ml sausages and 200litre drums.
- 3) Backer rod 980 (RtF class F) or stone wool is utilised as a sacrificial depth gauge.

## 2 Specification of the intended use(s) in accordance with the applicable European Assessment Document (hereinafter EAD)

The intended use of Fireguard S564 is to reinstate the fire resistance performance of gaps in and joints between joints in rigid floor constructions.

- 1) The specific elements of construction that the Fireguard S564 may be used to provide a gap or joint seal in, are as follows:

Rigid Floors: The floor must have a minimum thickness of 150 mm and comprise concrete, aerated concrete or masonry, with a minimum density of 650 kg/m<sup>3</sup>.

Rigid walls: The wall must have a minimum thickness of 100 mm and comprise concrete, aerated concrete or masonry, with a minimum density of 650 kg/m<sup>3</sup>.

The supporting construction must be classified in accordance with EN 13501-2 for the required fire resistance period.

- 2) The Fireguard S564 may be used to provide a linear joint or gap seal with specific supporting constructions and substrates (for details see Annex B).
- 3) The maximum permitted joint/gap width for Fireguard S564 is 60 mm.
- 4) The maximum movement capability of Fireguard S564 is  $\leq 7.5\%$
- 5) The provisions made in this European Technical Assessment are based on an assumed working life of the Fireguard S564 of 25 years, as declared by the manufacturer, provided there are appropriate installation and use conditions. These are detailed in the technical data sheet, safety data sheet and technical handbook provided by the applicant. The indications given on the working life cannot be interpreted as a guarantee given by the producer or the Technical Assessment Body, but are to be regarded only as a means for choosing the right products in relation to the expected economically reasonable working life of the works.

## Use Category

Type X: Intended for use in conditions exposed to weathering.

### 3 Performance of The Product And References To The Methods Used For Its Assessment

<b>BWR</b>	<b>Characteristic</b>	<b>Assessment of characteristic</b>
<b>2</b>	<b>Safety in case of fire</b>	
	Reaction to fire	See Clause 3.1.1
	Resistance to fire	See clause 3.1.2
<b>3</b>	<b>Hygiene, Health and the Environment</b>	
	Dangerous substances	See clause 3.2.1
<b>4</b>	<b>Safety and accessibility in use</b>	
	Durability and serviceability	See clause 3.3.1

#### 3.1 Safety in case of fire

##### 3.1.1 Reaction to fire

Fireguard S564 is classified 'E' in accordance with EN 13501-1.

##### 3.1.2 Resistance to fire

Fireguard S564 has been tested in accordance with EN 1366-4: 2006 based upon the test results and the field of direct application specified within EN 1366-4: 2006, the system Fireguard S564 has been classified in accordance with EN 13501-2, as given in Annex B:

The seals may only be used in the elements of construction described in Annex B.

#### 3.2 Hygiene, Health and the environment.

##### 3.2.1. Content and release of Dangerous Substances

The applicant has submitted a written declaration that the product and/or constituents of the product contains no substances which have been classified as dangerous according to Directive 67/548/EEC and Regulation (EC) No. 1272/2008 and listed in the 'indicative list on dangerous substances' of the EGDS – taking into account the installation conditions of the construction product and the release scenarios resulting from there.

In addition to the specific clauses relating to dangerous substances contained in this European Technical Assessment, there may be other requirements applicable to the products falling within its scope (e.g. transposed European legislation and national laws, regulations and administrative provisions). In order to meet the provisions of the Construction Products Regulation, these requirements need also to be complied with, when and where they apply.

The use category of Fireguard S564 in relation to BWR 3 (Hygiene, health and environment) is IA1, S/W3

### **3.3 Safety and accessibility in use**

#### **3.3.1 Durability**

Fireguard S564 has been tested in accordance with EOTA Technical Report - TR024 – Edition November 2006, for the type X use category specified in EAD 351141-00-1106 Linear Joint and Gap Seals, and the results of the tests have demonstrated suitability for linear joint seals intended for use in conditions exposed to weathering.

#### **4 Assessment and verification of constancy of performance (hereinafter AVCP) system applied, with reference to its legal base**

According to the decision 1999/454/EC of the European Commission the system of assessment and verification of constancy of performance (see Annex V to the Regulation (EU) No 305/2011) given in the following table apply:

<b>Products</b>	<b>Intended use/s</b>	<b>AVCP System</b>
Fire stopping and fire sealing products	For fire compartmentation and / or fire protection or fire performance	System 1

#### **5 Technical details necessary for the implementation of the AVCP system, as provided for in the applicable EAD**

Technical details necessary for the implementation of the AVCP system are laid down in the control plan deposited at ETA-Danmark A/S prior to CE marking

Issued in Copenhagen on 2024-07-02 by



Thomas Bruun

Managing Director, ETA-Danmark

## **Annex A**

### **Reference Documents**

EN 13501-1	Fire classification of construction products and building elements – Part 1: Classification using test data from reaction to fire tests
EN 13501-2	Fire classification of construction products and building elements – Part 2: Classification using test data from fire resistance tests
EOTA TR 024	Characterisation, Aspects of Durability and Factory Production Control for Reactive Materials, Components and Products

## Annex B

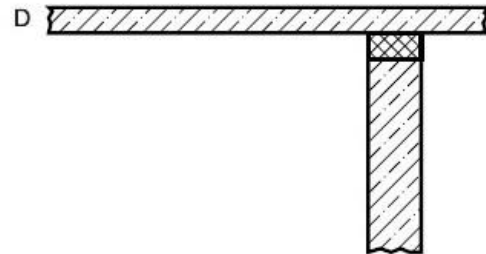
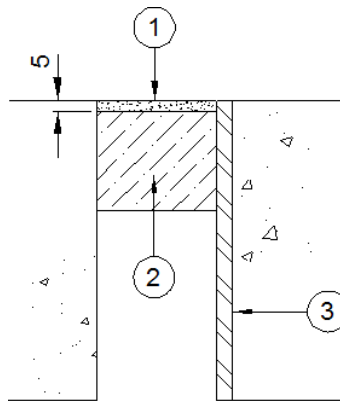
### Resistance to Fire Classification of Fireguard S564

#### B.1 Rigid floor constructions according to 2.2.1 with thickness of minimum 150 mm

##### B.1.1 Masonry to Steel Unexposed Face

Construction details:

1. Fireguard S564
2. Stone wool min. 50 mm (45 kg/m<sup>3</sup>)
3. Steel Substrate 8 mm thick



Key



joint seal



wall or floor – section

A tested linear joint in a horizontal test construction.

Direct field of application according to EN 1366-4:2006 Table 1 and figure 12:  
horizontal wall joint abutting a floor, ceiling or roof.

##### B.1.1.1

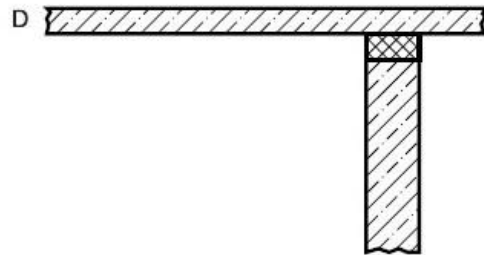
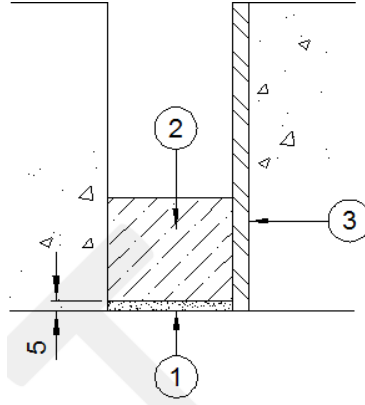
Fireguard S564 Linear Joint Seals in Rigid Floors 150 mm thick (min.) –	
Depth Sealant	Classification
5mm	E240 EI30 – H – X – F – W 00-60



## B2.1 Masonry to Steel Exposed Face

Construction details:

1. Fireguard S564
2. Stone wool min. 50 mm (45 kg/m<sup>3</sup>)
3. Steel Substrate 8 mm thick



**Key**



joint seal



wall or floor – section

A tested linear joint in a horizontal test construction.

Direct field of application according to EN 1366-4:2006 Table 1 and figure 12:  
horizontal wall joint abutting a floor, ceiling or roof.

### B.2.1.1

Fireguard S564 Linear Joint Seals in Rigid Floors 150 mm thick (min.) –	
Depth Sealant	Classification
5mm	E240 EI60 – H – X – F – W 00-60

**B 2.2.1 Masonry to Masonry Unexposed Face**

Construction details:

1. Fireguard S564

2. Stone wool min. 50 mm (45 kg/m³)

A

D

Key

joint seal

wall or floor – section

A tested linear joint in a horizontal test construction.

Direct field of application according to EN 1366-4:2006 Table 1 and figure 12:  
horizontal wall joint abutting a floor, ceiling or roof.

**B.2.2.2**

Fireguard S564 Linear Joint Seals in Rigid Floors 150 mm thick (min.) –	
Depth Sealant	Classification
5mm	E240 EI60 – H – X – F – W 00-60

B.3 Masonry to Masonry Exposed Face

Construction details:

1. Fireguard S564

2. Stone wool min. 50 mm (45 kg/m³)



Key



joint seal



wall or floor – section

A tested linear joint in a horizontal test construction.

Direct field of application according to EN 1366-4:2006 Table 1 and figure 12:  
horizontal wall joint abutting a floor, ceiling or roof.

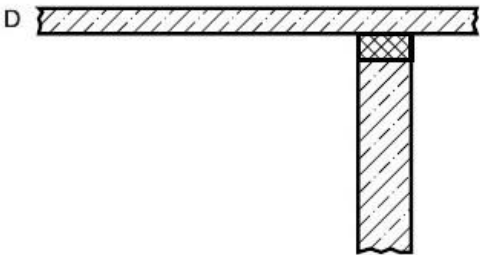
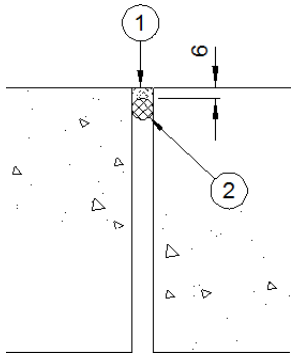
B.3.1

Fireguard S564 Linear Joint Seals in Rigid Floors 150 mm thick (min.) –	
Depth Sealant	Classification
5mm	E120 EI60 – H – X – F – W 00-60

**B3.1.1 Masonry to Masonry Unexposed Face**

Construction details:

- 1. Fireguard S564
- 2. Backer rod 980



**Key**



joint seal



wall or floor – section

A tested linear joint in a horizontal test construction.

Direct field of application according to EN 1366-4:2006 Table 1 and figure 12:  
horizontal wall joint abutting a floor, ceiling or roof.

**B.3.1.2**

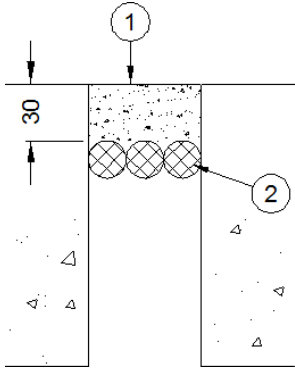
Fireguard S564 Linear Joint Seals in Rigid Floors 150 mm thick (min.) –	
Depth Sealant	Classification
6mm	E240 EI120 – H – X – F – W 00-12

**B 3.2.1 Masonry to Masonry Unexposed Face**

Construction details:

1. Fireguard S564

2. Backer rod 980





**Key**



joint seal



wall or floor – section

A tested linear joint in a horizontal test construction.

Direct field of application according to EN 1366-4:2006 Table 1 and figure 12:  
horizontal wall joint abutting a floor, ceiling or roof.

**B.3.2.2**

Fireguard S564 Linear Joint Seals in Rigid Floors 150 mm thick (min.) –	
Depth Sealant	Classification
30mm	E240 EI90 – H – X – F – W 00-60

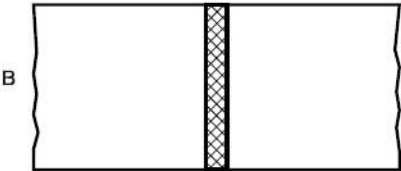
**B.4 Rigid wall constructions according to 2.2.1 with thickness of minimum 150 mm**

**B.4.1 Masonry to Masonry Both Faces**

Construction details:

1. Fireguard S564

2. Stone wool min. 50 mm (45 kg/m<sup>3</sup>)



**Key**



joint seal



wall – front view

B tested vertical linear joint in a vertical test construction, and  
direct field of application according to EN 1366-4:2006 Table 1 and figure 12

**B.4.1.1**

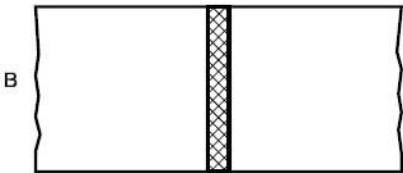
Fireguard S564 Linear Joint Seals in Rigid Walls 150 mm thick (min.) –	
Depth Sealant	Classification
5mm	EI240 – V – X – F – W 00-60

**B 4.1.2 Masonry to Masonry Both Faces**



Construction details:

1. Fireguard S564

2. Backer rod 980



**Key**

-  joint seal
-  wall – front view

B tested vertical linear joint in a vertical test construction, and  
direct field of application according to EN 1366-4:2006 Table 1 and figure 12

**B.4.2.1**

Fireguard S564 Linear Joint Seals in Rigid Walls 150 mm thick (min.) –	
Depth Sealant	Classification
25mm	EI240 – V – X – F – W 00-50

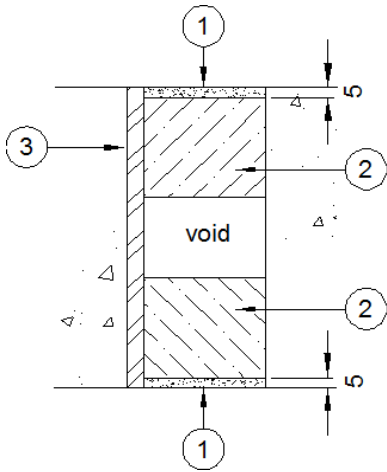
**B 4.2.2 Masonry to Steel Both Faces**

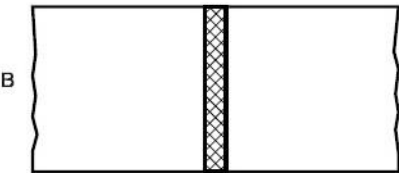
Construction details:

1. Fireguard S564



2. Stone wool min. 50 mm (45 kg/m³)

3. Steel Substrate 8mm Thick





**Key**

-  joint seal
-  wall – front view

B tested vertical linear joint in a vertical test construction, and  
direct field of application according to EN 1366-4:2006 Table 1 and figure 12

**B.4.2.3**

Fireguard S564 Linear Joint Seals in Rigid Walls 150 mm thick (min.) –	
Depth Sealant	Classification
5mm	E240 EI60 – V – X – F – W 00-60



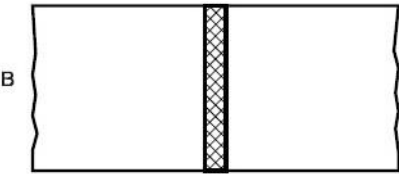
**B.4.2.4 Masonry to Softwood Both Faces**

Construction details:



1. Fireguard S564

2. Stone wool min. 50 mm (45 kg/m³)

3. Softwood



**Key**

-  joint seal
-  wall – front view

B tested vertical linear joint in a vertical test construction, and  
direct field of application according to EN 1366-4:2006 Table 1 and figure 12

**B.4.2.5**

Fireguard S564 Linear Joint Seals in Rigid Walls 150 mm thick (min.) –	
Depth Sealant	Classification
5mm	EI180 – V – X – F – W 00-60

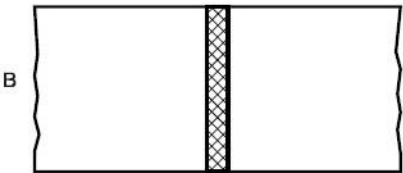
**B.4.2.6 Masonry to Hardwood Both Faces**

Construction details:

1. Fireguard S564

2. Stone wool min. 50 mm (45 kg/m³)

3. Hardwood



**Key**



joint seal



wall – front view

B tested vertical linear joint in a vertical test construction, and  
direct field of application according to EN 1366-4:2006 Table 1 and figure 12

**B.4.2.7**

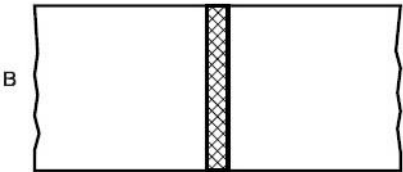
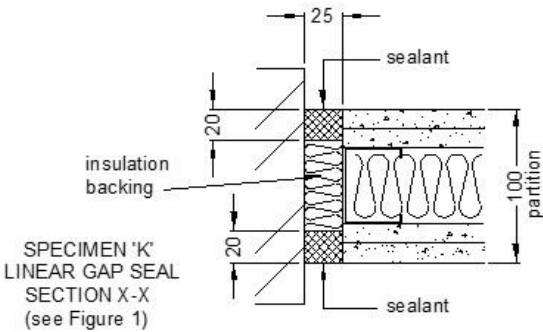
Fireguard S564 Linear Joint Seals in Rigid Walls 150 mm thick (min.) –	
Depth Sealant	Classification
5mm	EI180 – V – X – F – W 00-60

**B.5 Rigid wall constructions according to 2.2.1 with thickness of minimum 100 mm**

**B.5.1 Masonry to Plasterboard Both Faces**

Construction details:

- 1. Fireguard S564
- 2. Stone wool 45 kg/m³



**Key**



joint seal



wall – front view

B tested vertical linear joint in a vertical test construction, and  
direct field of application according to EN 1366-4:2006 Table 1 and figure 12

**B.5.1.1**

Fireguard S564 Linear Joint Seals in Rigid Walls 100 mm thick (min.) –	
Depth Sealant	Classification
20mm	EI120 – V – X – F – W 00-25