

The universal eye screw for use with fischer frame fixings or for direct use in wood

Scaffold and eye screw fixings



BUILDING MATERIALS

S 12 R + GS 10 suitable for:

- Concrete
- Solid sand-lime brick
- Natural stone with dense structure
- Solid brick


S 14 H R + GS 10 suitable for:

- Vertically perforated brick
- Perforated sand-lime brick
- Hollow block made from lightweight concrete

GS 10 suitable for:

- Wood

APPROVALS



ADVANTAGES

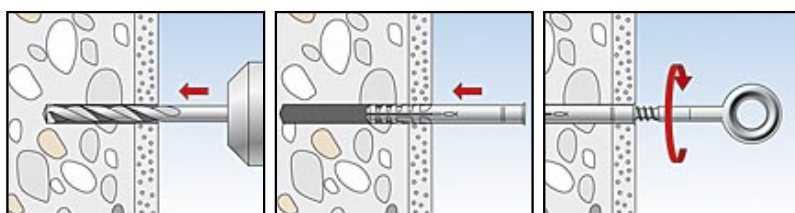
- The ideal interaction of the eye screw and plug allows for a high load-bearing capacity, thus providing increased safety.
- The high-quality weld stops the eye from opening.

APPLICATIONS


- Ropes
- Chains
- Climbing scaffolds
- Lighting
- Clothes lines
- Hanging baskets

FUNCTIONING

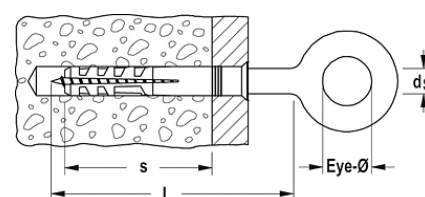
- Pre-drill when using with wood. The drill bit diameter should equal the core diameter of the screw.
- The maximum load-bearing capacity is achieved when combined with the plugs recommended by fischer (see table "Technical Data"). The nylon plug must only be used once.
- Not suitable for swings, hammocks etc.



TECHNICAL DATA



Eye screw GS



Article name	Art.-No.	Shaft diameter d_s [mm]	Shaft length L [mm]	Bolt penetration s [mm]	Match
GS 8 x 50	502620	8	50	50	S 10 / SX 10
GS 8 x 80	080918	8	80	58	S 10 / SX 10
GS 8 x 100	080919	8	100	58	S 10 / SX 10
GS 8 x 120	080920	8	120	58	S 10 / SX 10
GS 10 x 160	080929	10	160		S 12R, S 14H-R, GB 14