

SikaSeal-623 Fire+

YTELSESERKLÆRING No. 54864880

1	PRODUKTYPENS ENTYDIGE IDENTIFIKASJONSKODE:	54864880
2	TILSIKTET BRUKSOMRÅDE:	EAD 350454-00-1104:2017 Fire Stopping and Sealing Product: Penetration Seals
3	FABRIKANT:	Sika Services AG Tüffenwies 16-22 8064 Zürich
4	OPPNEVNT REPRESENTANT:	-
5	SYSTEM FOR VURDERING OG KONTROLL AV YTEEVNE:	System 1
6b	EUROPEISK BEDØMMELSES DOKUMENT:	EAD 350454-00-1104:2017
	Europeisk Teknisk Bedømmelse:	ETA-21/1030 of 2021/11/25
	Teknisk bedømmelsesorgan:	ETA-DANMARK A/S
	Teknisk kontrollorgan (hEN) / vurderingsorgan (ETA):	2531

7 ANGITT YTELSE

Essential Characteristics	Performance	AVCP	Harmonised Technical Specification
Reaction to fire	B - s1, d0	System 1	
Resistance to fire	Annex A	System 1	
Air permeability	Annex B	System 1	
Water permeability	NPD	System 1	
Content, emission and/or release of dangerous substances	NPD	System 1	
Mechanical resistance and stability	NPD	System 1	EAD 350454-00-1104:2017
Resistance to impact/movement	NPD	System 1	
Adhesion	NPD	System 1	
Durability	Z ₂	System 1	
Airborne sound insulation at 25 mm depth	53 (0;-1) dB	System 1	
Thermal properties	NPD	System 1	
Water vapour permeability	NPD	System 1	

Ytelseserklæring
SikaSeal-623 Fire+

54864880
2021.12 , ver. 1
1549

FOR NÆRMERE INFORMASJON:

Sika Norge AS
Sanitetsveien 1,
NO-2013 SKJETTEN, Norge

tlf. +47 67 06 79 00
www.sika.no

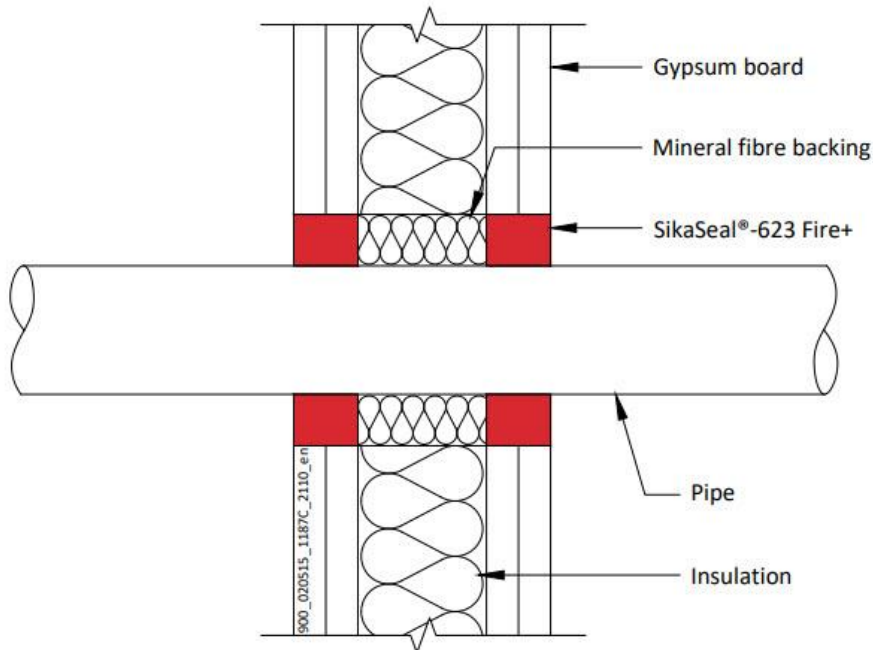
ANNEX A – RESISTANCE TO FIRE CLASSIFICATION – SIKASEAL-623 FIRE+

A.1 Flexible or Rigid wall constructions with wall thickness of minimum 100 mm

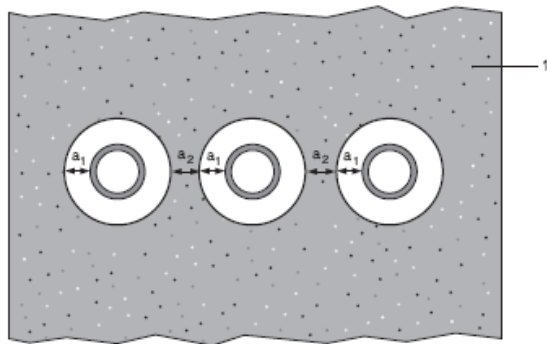
A.1.1 Penetration seals, in drywalls* and concrete/masonry walls

Penetration Seal: Combustible pipes sealed with SikaSeal-623 Fire+, minimum 25 mm deep to both sides of the wall backed with Stonewool (minimum 35kg/m³ density), minimum 25 mm deep. Minimum separation between penetration seals of 30 mm (a2).

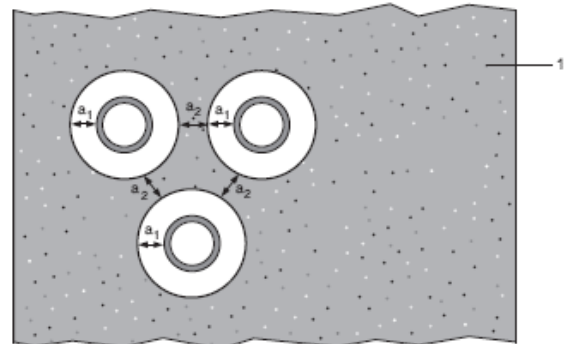
Construction details:



Configuration 1



Configuration 2



Key

1 Supporting construction

a₁ Pipe / edge of seal separation (annular space)

Ytelseserklæring
SikaSeal-623 Fire+

54864880
2021.12 , ver. 1
1549

**FOR NÆRMERE
INFORMASJON:**

Sika Norge AS
Sanitetsveien 1,
NO-2013 SKJETTEN, Norge

tlf. +47 67 06 79 00
www.sika.no

a2 Separation between penetration seals

* Partition wall must incorporate a core insulation as support for the backing material.

Ytelseserklæring
SikaSeal-623 Fire+

54864880
2021.12 , ver. 1
1549

**FOR NÆRMERE
INFORMASJON:**

Sika Norge AS
Sanitetsveien 1,
NO-2013 SKJETTEN, Norge

tlf. +47 67 06 79 00
www.sika.no

A.1.1.1

Services	Seal & Backing width (a1)	Permitted configuration for seal separation	Classification
PVC-U pipe according to EN 1329-1, EN 1452-2 and EN 1453-1, PVC-C according to EN 1566-1			
Diameter 40 mm, wall thickness 1.9 – 3.7 mm to diameter 110 mm, wall thickness 2.7-6.6 mm	10-30 mm	1 & 2	EI 120 U/C, EI 120 C/C
Diameter 40, wall thickness 1.9 – 3.7 mm		1 & 2	
Diameter 40 mm, wall thickness 1.9 – 3.7 mm to diameter 110 mm, wall thickness 2.7-6.6 mm		1 & 2	EI 60 U/C, EI 60 C/C
Diameter 40 mm, wall thickness 1.9 – 3.7 mm to diameter 110 mm, wall thickness 2.7-6.6 mm		1 & 2	EI 120 U/C, EI 120 C/C
PE pipe according to EN 1519-1, EN 12201-2 and EN 12006-1, ABS according to EN 1455-1 and pipes made from SAN+PVC according to EN 1565-1			
Diameter 40 mm, wall thickness 2.4-3.7 mm	10-30 mm	1 & 2	EI 120 U/C, EI 120 C/C
Diameter 40, wall thickness 2.4-3.7 mm to diameter 110 mm, wall thickness 4.3-10 mm		1 & 2	EI 60 U/C, EI 60 C/C
Diameter 110 mm, wall thickness 4.3-10 mm		1	E 120 U/C, E 120 C/C EI 90 U/C, EI 90 C/C
PP pipe according to EN 1852-1: 2009 or DIN8077/8078			
Diameter 110 mm, wall thickness 6.6 mm	30 mm	1 & 2	EI 120 U/C, EI 120 C/C
Diameter 40 mm, wall thickness 1.8 - 5.5 mm	10 mm	1 & 2	EI 90 U/C

Ytelseserklæring
SikaSeal-623 Fire+

54864880
2021.12 , ver. 1
1549

FOR NÆRMERE INFORMASJON:

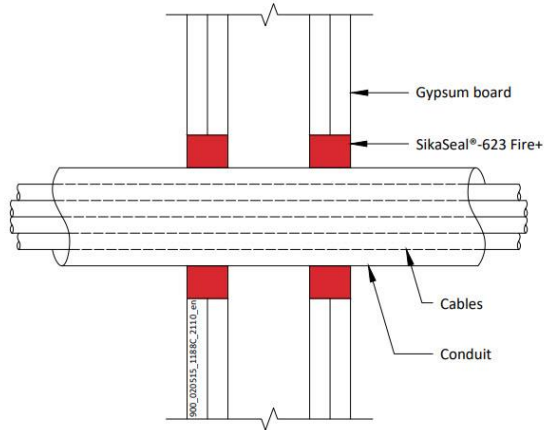
Sika Norge AS
Sanitetsveien 1,
NO-2013 SKJETTEN, Norge

tlf. +47 67 06 79 00
www.sika.no

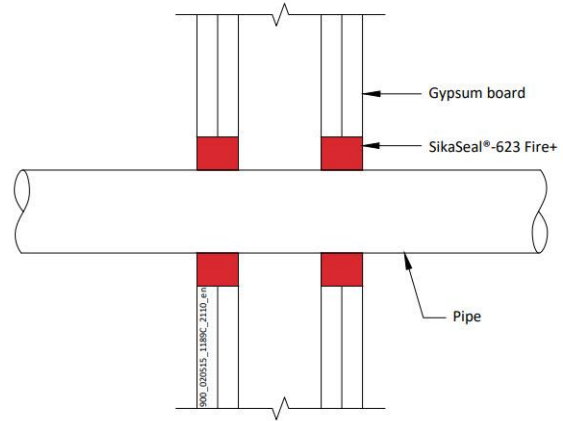
A.1.2 Penetration seals with no backing material, in drywalls and concrete/masonry walls

Penetration Seal: Combustible cable conduit or combustible pipes sealed with SikaSeal-623 Fire+, minimum 25 mm deep to both sides of the wall without backing material. Minimum separation between penetration seals of 30 mm (a2).

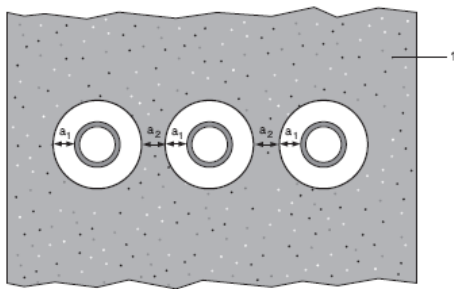
Construction details:



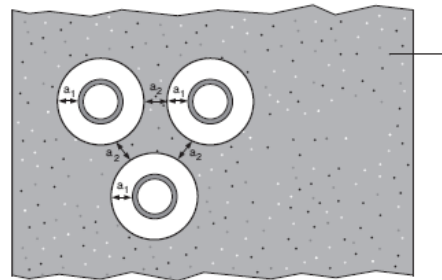
Construction details:



Configuration 1



Configuration 2



Key

- 1 Supporting construction
- a1 Pipe / edge of seal separation (annular space)
- a2 Separation between penetration seals

Ytelseserklæring
SikaSeal-623 Fire+

54864880
2021.12 , ver. 1
1549

**FOR NÆRMERE
INFORMASJON:**

Sika Norge AS
Sanitetsveien 1,
NO-2013 SKJETTEN, Norge

tlf. +47 67 06 79 00
www.sika.no

A.1.2.1

Services	Seal width (a1)	Permitted configuration for seal separation	Classification
PVC-U pipe according to EN 1329-1, EN 1452-2 and EN 1453-1, PVC-C according to EN 1566-1 or PP pipe according to EN 1852-1: 2009 or DIN8077/8078			
Maximum diameter 110 mm, wall thickness 1.9-6.6 mm for PVC pipes, fully or partially filled conduits with cables up to 20mm diameter	10-30 mm	1 & 2	EI 90 U/C
Maximum diameter 110 mm, wall thickness 2.7-6.6 mm for PP pipes, fully or partially filled conduits with cables up to 20mm diameter	10-30 mm	1 & 2	EI 90 U/C
PE pipe according to EN 1519-1, EN 12201-2 and EN 12006-1, ABS according to EN 1455-1 and pipes made from SAN+PVC according to EN 1565-1			
Maximum diameter 110 mm, wall thickness 2.4-10 mm, fully or partially filled conduits with cables up to 20 mm conduit	10-30 mm	1 & 2	EI 60 U/C
PVC-U pipe according to EN 1329-1, EN 1452-2 and EN 1453-1, PVC-C according to EN 1566-1			
Maximum 160 mm diameter, wall thickness 3.2-9.5 mm	10-30 mm	1 & 2	EI 30 U/C
Maximum 160 mm diameter, wall thickness 9.5 mm	10-30 mm	1 & 2	EI 90 U/C
PP pipe according to EN 1852-1: 2009 or DIN8077/8078			
Maximum 110 mm, wall thickness 2.7 mm	10-30 mm	1 & 2	EI 60 C/C
Maximum 110 mm*	10-30 mm	1 & 2	EI 60 U/C

*See below graph for interpolation pipe sizes

Ytelseserklæring
SikaSeal-623 Fire+

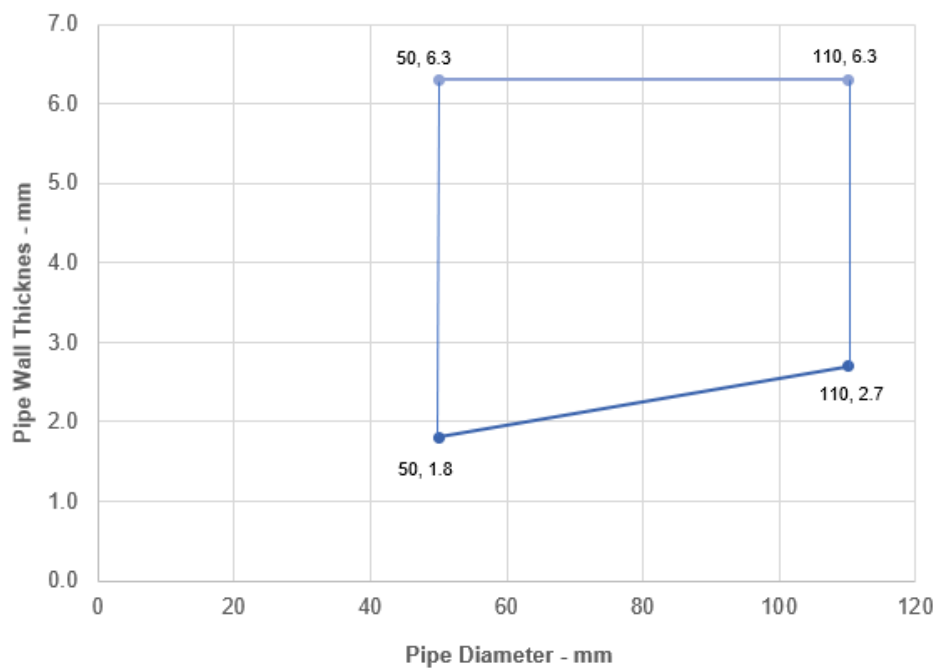
54864880
2021.12 , ver. 1
1549

FOR NÆRMERE INFORMASJON:

Sika Norge AS
Sanitetsveien 1,
NO-2013 SKJETTEN, Norge

tlf. +47 67 06 79 00
www.sika.no

PP Pipes- EI 60, U/C



Ytelseserklæring
SikaSeal-623 Fire+

54864880
2021.12 , ver. 1
1549

FOR NÆRMERE INFORMASJON:

Sika Norge AS
Sanitetsveien 1,
NO-2013 SKJETTEN, Norge

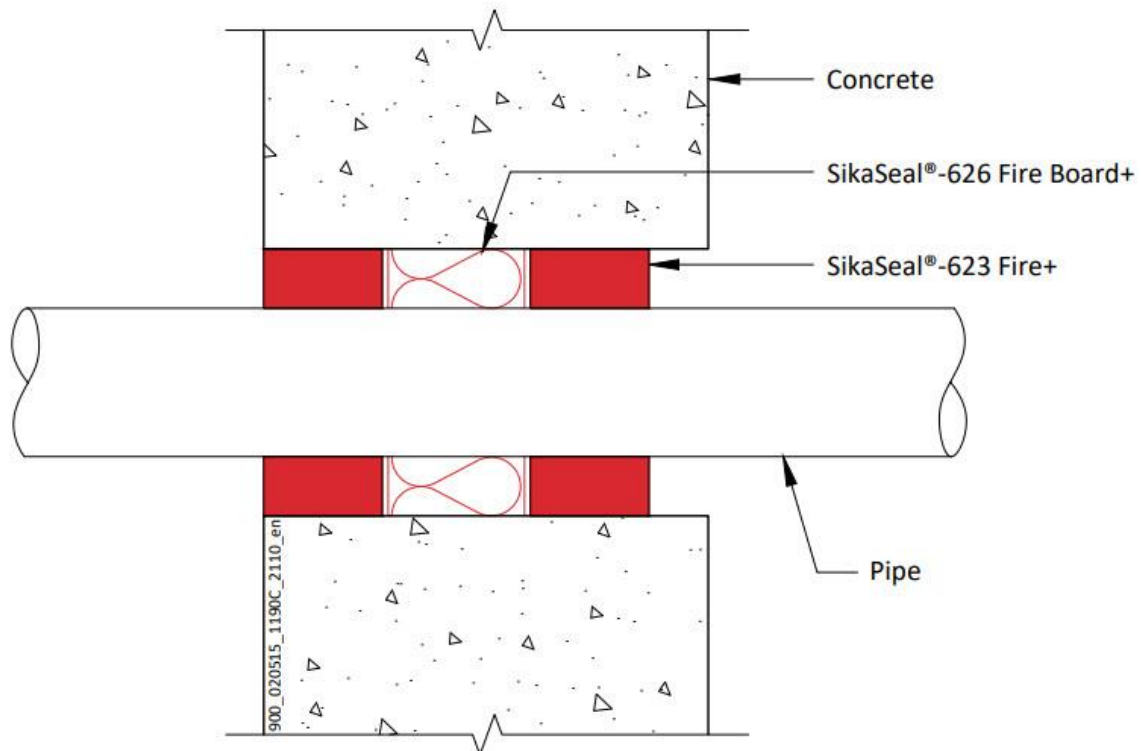
tlf. +47 67 06 79 00
www.sika.no

A.2 Rigid walls constructions with wall thickness of minimum 150 mm

A.2.1 Penetration seals for pipes, in concrete/masonry walls

Penetration Seal: Combustible pipes sealed with minimum 40 mm deep SikaSeal-623 Fire+, to both sides of the wall backed with SikaSeal-626 Fire Board+ 2S, 50 mm thick. Minimum separation between penetration seals of 30 mm.

Construction details:



A.2.1.1

Services	Seal & Backing width	Classification
PVC-U pipe according to EN 1329-1, EN 1452-2 and EN 1453-1, PVC-C according to EN 1566-1		
Diameter 48 mm, wall thickness 3.2 mm	17 mm	EI 240 U/C, EI 240 C/C
Diameter 68 mm, wall thickness 2 mm	41 mm	
Diameter 110 mm, wall thickness 3.5 mm	22 mm	
PE pipe according to EN 1519-1, EN 12201-2 and EN 12006-1, ABS according to EN 1455-1 and pipes made from SAN+PVC according to EN 1565-1		
Diameter 32 mm, wall thickness 3.2 mm	25 mm	EI 240 U/C, EI 240 C/C
ABS pipe according to EN 1455-1		
Diameter 36 mm, wall thickness 2.3 mm	23 mm	EI 240 U/C, EI 240 C/C

Ytelseserklæring
SikaSeal-623 Fire+

54864880
2021.12 , ver. 1
1549

**FOR NÆRMERE
INFORMASJON:**

Sika Norge AS
Sanitetsveien 1,
NO-2013 SKJETTEN, Norge

tlf. +47 67 06 79 00
www.sika.no

Diameter 110 mm, wall thickness 3.5 mm	26 mm	
--	-------	--

Ytelseserklæring
SikaSeal-623 Fire+

54864880
2021.12 , ver. 1
1549

**FOR NÆRMERE
INFORMASJON:**

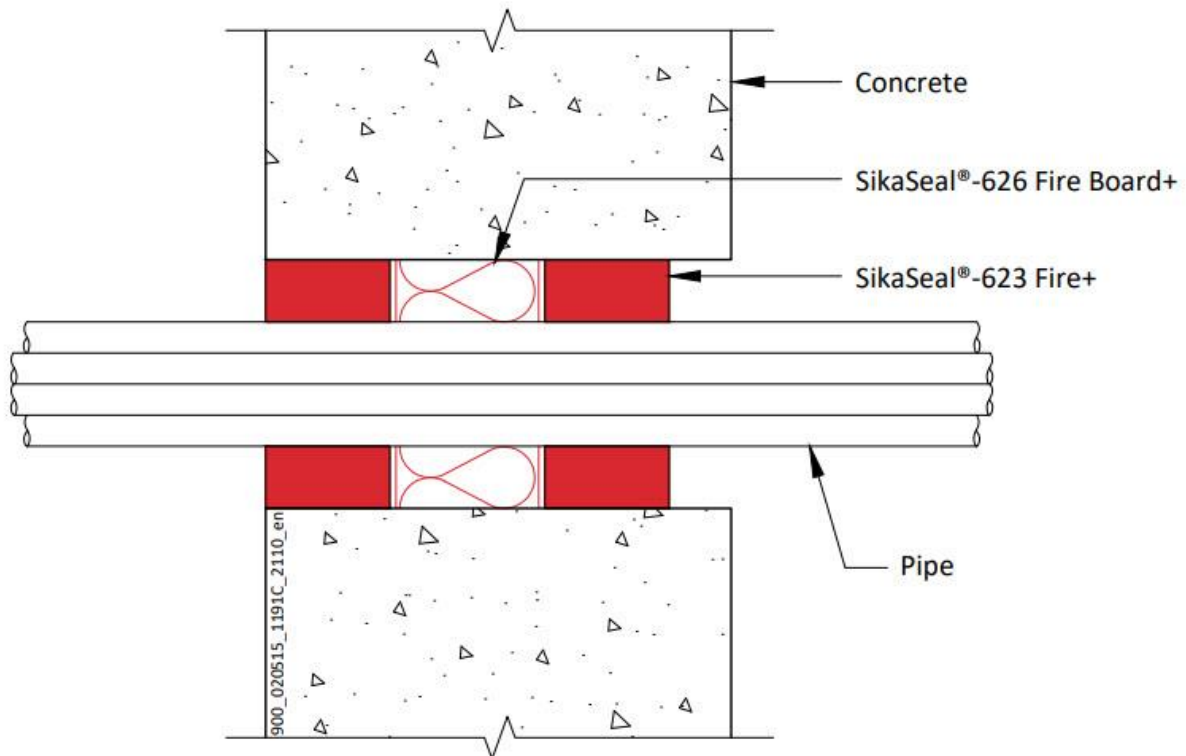
Sika Norge AS
Sanitetsveien 1,
NO-2013 SKJETTEN, Norge

tlf. +47 67 06 79 00
www.sika.no

A.2.2 Penetration seals for cables, in concrete/masonry walls

Penetration Seal: Cables sealed with minimum 40 mm deep SikaSeal-623 Fire+, to both sides of the wall backed with SikaSeal-626 Fire Board+ 2S, 50 mm thick. Minimum separation between penetration seals of 30 mm.

Construction details:



A.2.2.1

Services	Seal size (WxH or diameter)	Classification
150 x 25 mm perforated steel cable tray	Maximum 200 x 100 mm	E 240, EI 180
20 mm diameter, single copper core armoured cable		
Twin/earth cable		
Ø 100 mm bundle of up to 4 no. 20mm diameter, single copper core armoured cable and 12 no. twin/earth cables	Maximum 150 mm Ø	E240, EI 60

Ytelseserklæring
SikaSeal-623 Fire+

54864880
2021.12 , ver. 1
1549

FOR NÆRMERE INFORMASJON:

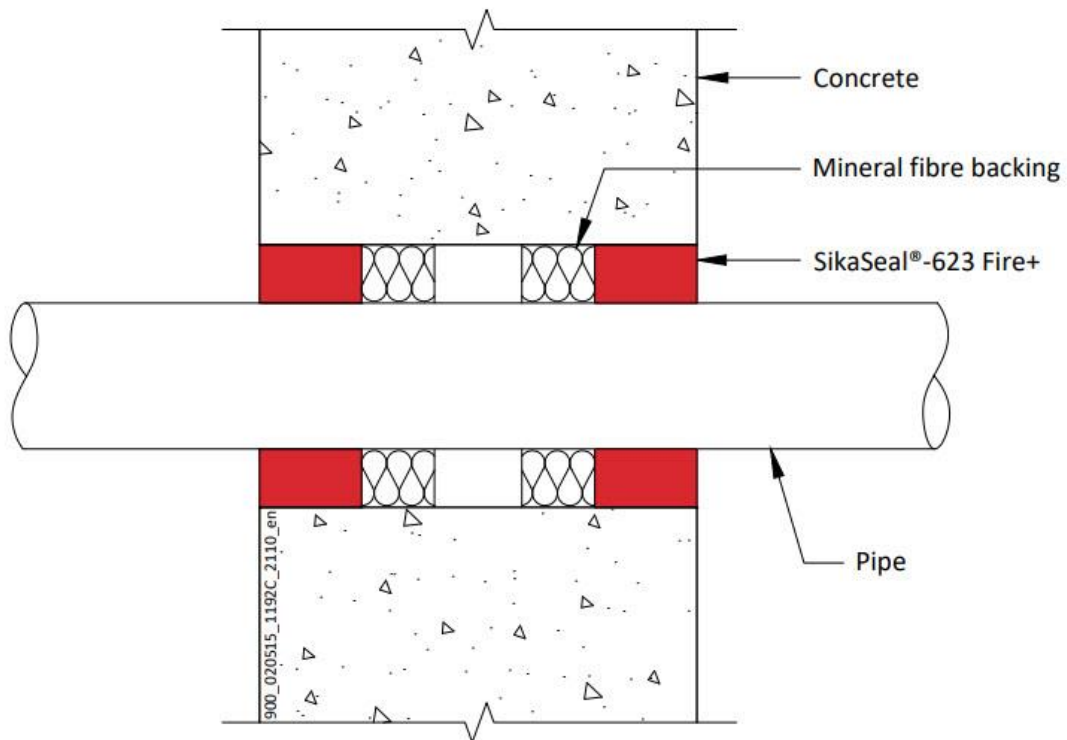
Sika Norge AS
Sanitetsveien 1,
NO-2013 SKJETTEN, Norge

tlf. +47 67 06 79 00
www.sika.no

A.2.3 Penetration seals for pipes, in concrete/masonry walls

Penetration Seal: Combustible pipes sealed with minimum 35 mm deep SikaSeal-623 Fire+, to both sides of the wall backed with Mineral Bio backing material, minimum 25 mm thick. Minimum separation between penetration seals of 30 mm.

Construction details:



A.2.3.1

Services	Seal & Backing width (a1)	Classification
PVC-U pipe according to EN 1329-1, EN 1452-2 and EN 1453-1, PVC-C according to EN 1566-1		
Maximum 160 mm diameter, wall thickness 4.0-9.5 mm	10-30 mm	EI 90 U/C
Maximum 160 mm diameter, wall thickness 9.5 mm	10-30 mm	E 240, EI 180 U/C
PE pipe according to EN 1519-1, EN 12201-2 and EN 12006-1, ABS according to EN 1455-1 and pipes made from SAN+PVC according to EN 1565-1		
Maximum 160 mm diameter, wall thickness 4.9-9.5mm	10-30 mm	EI 30 U/C
PP pipe according to EN 1852-1: 2009 or DIN8077/8078		
Maximum 160 mm diameter, wall thickness 6.2-9.1 mm	10 mm	EI 30 U/C

Ytelseserklæring
SikaSeal-623 Fire+

54864880
2021.12 , ver. 1
1549

**FOR NÆRMERE
INFORMASJON:**

Sika Norge AS
Sanitetsveien 1,
NO-2013 SKJETTEN, Norge

tlf. +47 67 06 79 00
www.sika.no

Ytelseserklæring
SikaSeal-623 Fire+

54864880
2021.12 , ver. 1
1549

**FOR NÆRMERE
INFORMASJON:**

Sika Norge AS
Sanitetsveien 1,
NO-2013 SKJETTEN, Norge

tlf. +47 67 06 79 00
www.sika.no

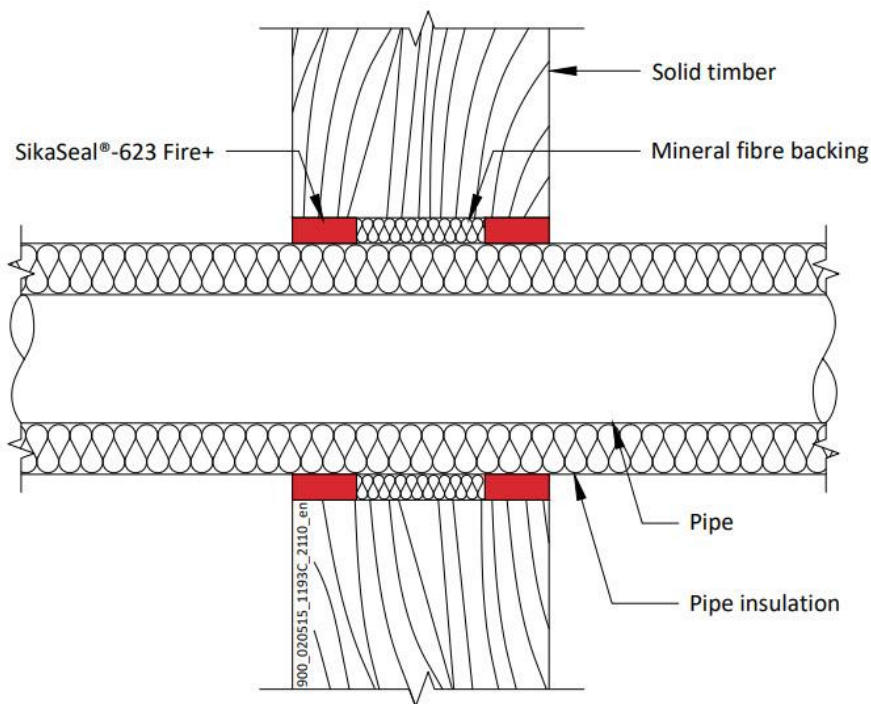


A.3 Timber wall constructions with wall thickness of minimum 100 mm

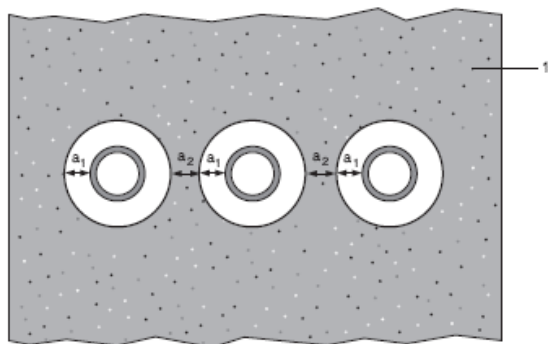
A.3.1 Pipe penetration seals, in timber walls

Penetration Seal: Metallic pipes insulated with Elastomeric insulation minimum class D-s3,d0, Continuous Sustained (CS), sealed with SikaSeal-623 Fire+, minimum 25 mm deep to both sides of the wall and backed with Stonewool (minimum 33kg/m³ density), minimum 25 mm deep. Minimum separation between penetration seals of 30 mm (a₂).

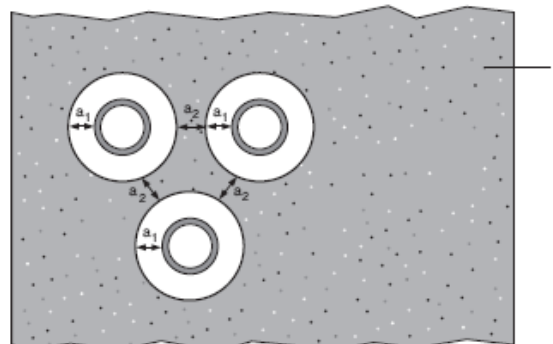
Construction details:



Configuration 1



Configuration 2



Key

- 1 Supporting construction
- a₁ Pipe / edge of seal separation (annular space)
- a₂ Separation between penetration seals

Ytelseserklæring
SikaSeal-623 Fire+

54864880
2021.12 , ver. 1
1549

**FOR NÆRMERE
INFORMASJON:**

Sika Norge AS
Sanitetsveien 1,
NO-2013 SKJETTEN, Norge

tlf. +47 67 06 79 00
www.sika.no

A.3.1.1

Services	Seal & backing material width (a1)	Permitted configuration for seal separation	Insulation CS	Classification
Copper, mild or stainless steel pipe				
Diameter 12 mm, wall thickness 0.7	10 mm	1	13 mm Elastomeric insulation minimum class D-s3, d0	EI 120 C/C
Diameter 12-54 mm, wall thickness*				E 120 C/C, EI 90 C/C
Diameter 12-54 mm, wall thickness*			14-25 mm Elastomeric insulation minimum class D -s3, d0	E 120 C/C, EI 30 C/C
Mild or stainless steel pipe, with Elastomeric insulation minimum class D-s3, d0				
Diameter 12-114 mm, wall thickness*	10 mm	1	13 mm Elastomeric insulation minimum class D -s3, d0	EI 90 C/C
Diameter 12-114 mm, wall thickness*			14-25 mm Elastomeric insulation minimum class D-s3, d0	E 90 C/C, EI 45 C/C
Diameter 114 mm, wall thickness 1.5-14.2			13 mm Elastomeric insulation minimum class D-s3, d0	EI 90 C/U
Diameter 114 mm, wall thickness 1.5-14.2			13-25 mm Elastomeric insulation minimum class D-s3, d0	E 90 C/U, EI 45 C/U
Alupex pipe, with Elastomeric insulation minimum class D-s3, d0				
Diameter 16 mm, wall thickness 2.25	10 mm	1	13 mm Elastomeric insulation minimum class D-s3, d0	EI 120 C/C
Diameter 16-75 mm, wall thickness*				E 120 C/C, EI 45 C/C
Diameter 16-75 mm, wall thickness*			14-24 mm Elastomeric insulation minimum class D-s3, d0	E 90 C/C, EI 45 C/C
Diameter 16-75 mm, wall thickness*			25 mm Elastomeric insulation minimum class D -s3, d0	EI 90 C/C

See below graph for interpolation pipe sizes

Ytelseserklæring
SikaSeal-623 Fire+

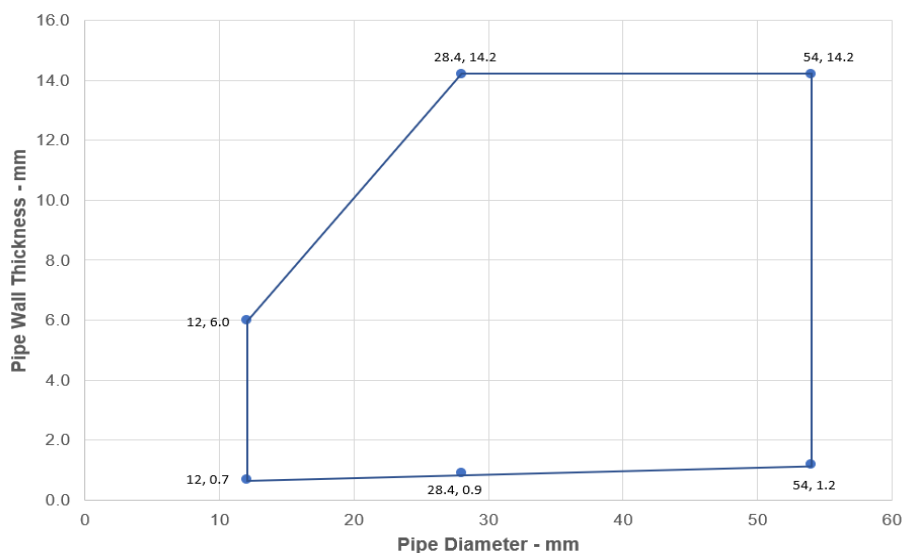
54864880
2021.12 , ver. 1
1549

FOR NÆRMERE INFORMASJON:

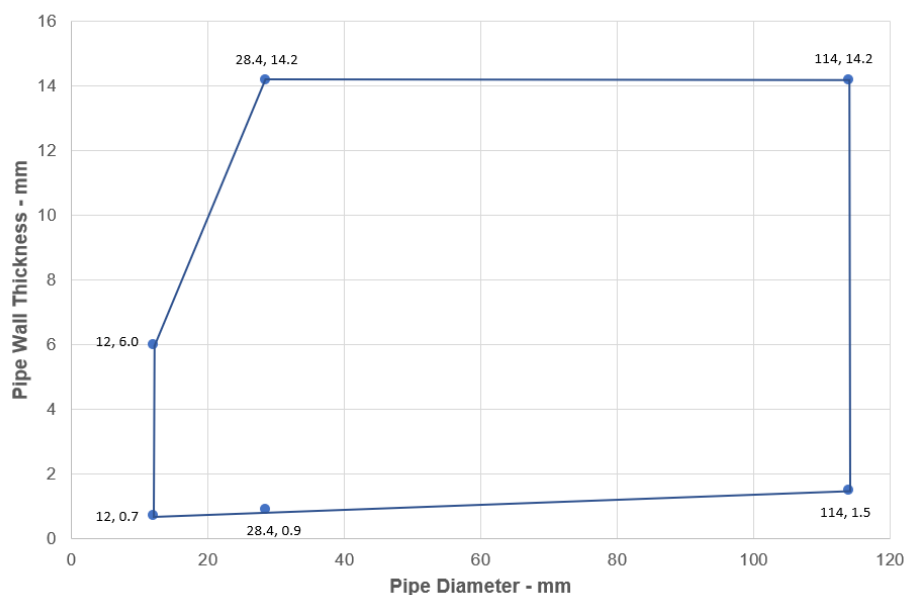
Sika Norge AS
Sanitetsveien 1,
NO-2013 SKJETTEN, Norge

tlf. +47 67 06 79 00
www.sika.no

Copper or Steel Pipes with Elastomeric Insulation - C/C



Steel Pipes with Elastomeric Insulation - C/C



Ytelseserklæring
SikaSeal-623 Fire+

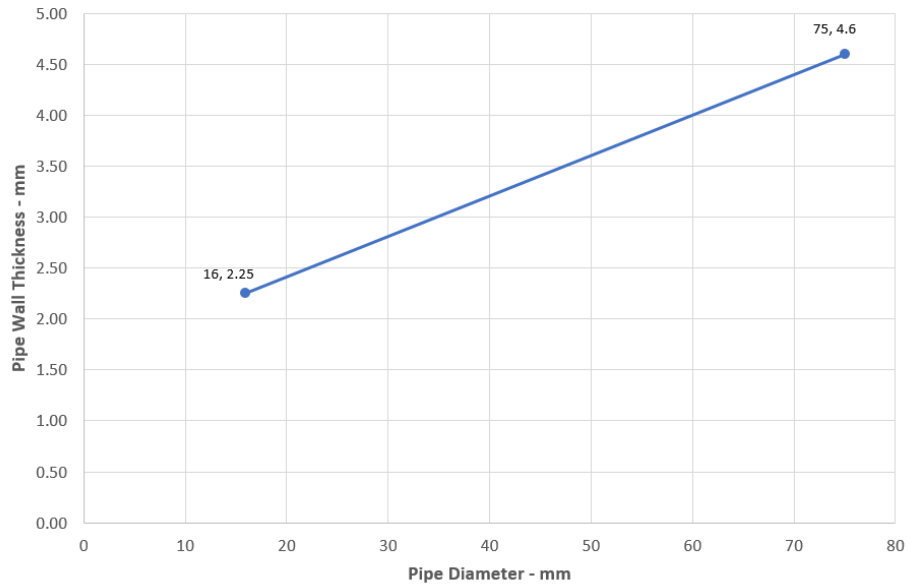
54864880
2021.12 , ver. 1
1549

FOR NÆRMERE INFORMASJON:

Sika Norge AS
Sanitetsveien 1,
NO-2013 SKJETTEN, Norge

tlf. +47 67 06 79 00
www.sika.no

Alupex Pipes with Elastomeric Insulation - C/C



Ytelseserklæring
SikaSeal-623 Fire+

54864880
2021.12 , ver. 1
1549

FOR NÆRMERE INFORMASJON:

Sika Norge AS
Sanitetsveien 1,
NO-2013 SKJETTEN, Norge

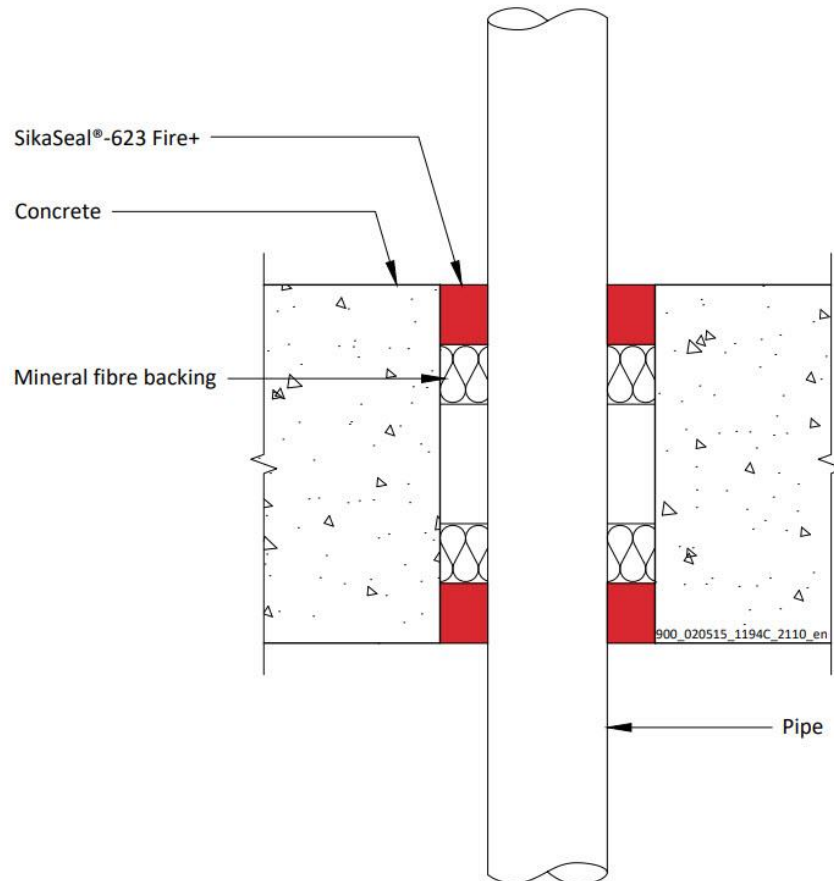
tlf. +47 67 06 79 00
www.sika.no

A.4 Rigid floor constructions with floor thickness of minimum 150 mm

A.4.1 Penetration seals, surface mounted in concrete floors

Penetration Seal: Combustible pipes sealed with SikaSeal-623 Fire+, to both sides of the floor backed with Stonewool (minimum 35kg/m³ density), minimum 25 mm deep. Minimum separation between penetration seals of 30 mm.

Construction details:



Configuration 1

Configuration 2

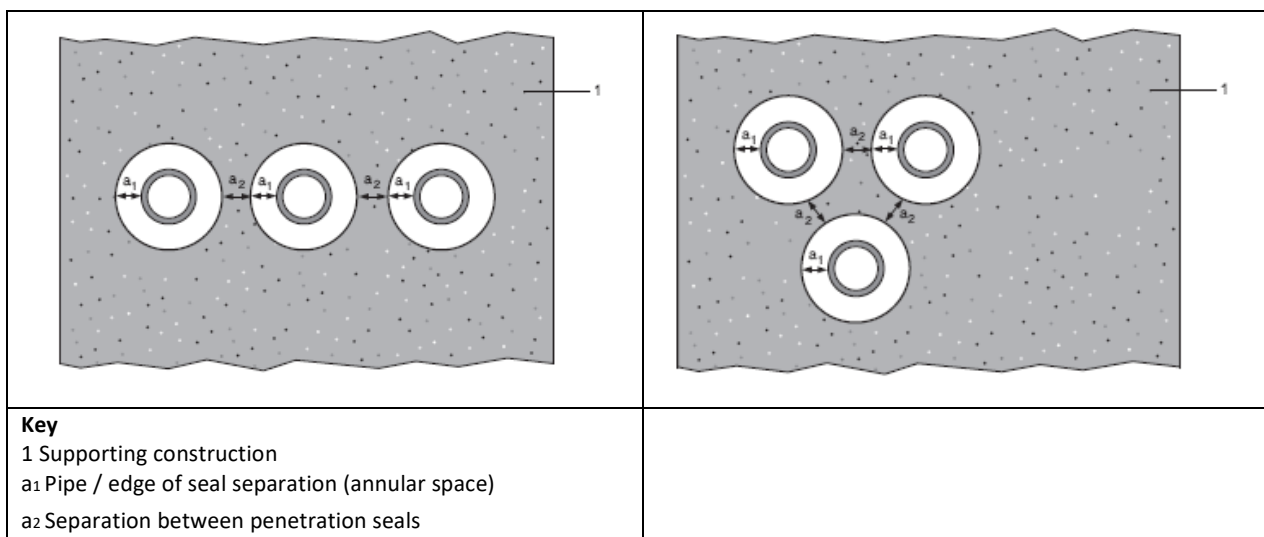
Ytelseserklæring
SikaSeal-623 Fire+

54864880
2021.12 , ver. 1
1549

FOR NÆRMERE INFORMASJON:

Sika Norge AS
Sanitetsveien 1,
NO-2013 SKJETTEN, Norge

tlf. +47 67 06 79 00
www.sika.no



A.4.1.1

Services	Seal & Backing width	Permitted configuration for seal separation	Classification
PVC-U pipe according to EN 1329-1, EN 1452-2 and EN 1453-1, PVC-C according to EN 1566-1	10-30 mm	1 & 2	EI 240 U/U, EI 240 C/U, EI 240 U/C, EI 240 C/C
Diameter 40 mm, wall thickness 1.8 – 3.7 mm		1 & 2	EI 90 C/U, EI 90 C/C
Diameter 40 mm, wall thickness 1.8 – 3.7 mm to diameter 110 mm, wall thickness 2.7-6.6 mm			
PE pipe according to EN 1519-1, EN 12201-2 and EN 12006-1, ABS according to EN 1455-1 and pipes made from SAN+PVC according to EN 1565-1	10-30 mm	1 & 2	EI 60 U/U, EI 60 C/U, EI 60 U/C, EI 60 C/C EI 240 U/C, EI 240 C/C
Diameter 40 mm, wall thickness 2.4-3.7 mm		1 & 2	EI 60 U/C, EI 60 C/C
Diameter 40, wall thickness 2.4-3.7 mm to diameter 110 mm, wall thickness 4.3-10 mm		1 & 2	EI 90 U/C, EI 90 C/C
Diameter 110 mm, wall thickness 4.3-10 mm		1 & 2	EI 60 U/U, EI 60 C/U, EI 60 U/C, EI 60 C/C
Diameter 110 mm, wall thickness 10 mm			

Ytelseserklæring
 SikaSeal-623 Fire+

54864880
 2021.12 , ver. 1
 1549

FOR NÆRMERE INFORMASJON:

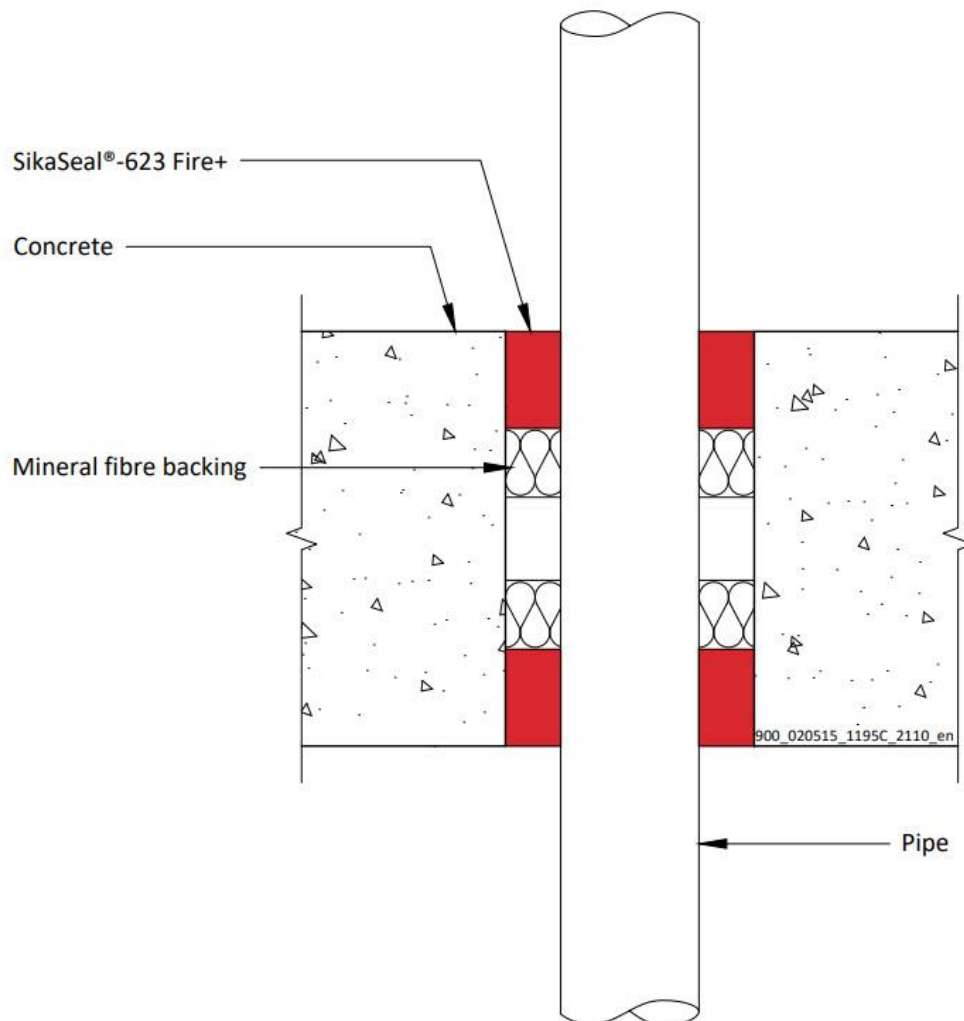
Sika Norge AS
 Sanitetsveien 1,
 NO-2013 SKJETTEN, Norge

tlf. +47 67 06 79 00
 www.sika.no

A.4.2 Penetration seals, surface mounted in concrete floors

Penetration Seal: Combustible pipes sealed with SikaSeal-623 Fire+, minimum 35 mm deep to both sides of the floor backed with Mineral Bio Wool (128kg/m³ density), minimum 25 mm deep. Minimum separation between penetration seals of 30 mm.

Construction details:



A.4.2.1

Services	Seal & Backing width (a1)	Classification
PVC-U pipe according to EN 1329-1, EN 1452-2 and EN 1453-1, PVC-C according to EN 1566-1		
Maximum 160 mm diameter, wall thickness 4.0-9.5mm	10-30 mm	EI 60 U/C
PE pipe according to EN 1519-1, EN 12201-2 and EN 12006-1, ABS according to EN 1455-1 and pipes made from SAN+PVC according to EN 1565-1		

Ytelseserklæring
SikaSeal-623 Fire+

54864880
2021.12 , ver. 1
1549

FOR NÆRMERE INFORMASJON:

Sika Norge AS
Sanitetsveien 1,
NO-2013 SKJETTEN, Norge

tlf. +47 67 06 79 00
www.sika.no

Maximum 160 mm diameter, wall thickness 4.9-14.6 mm	10-30 mm	EI 30 U/C
Maximum 160 mm diameter, wall thickness 14.6 mm	10-30 mm	EI 60 U/C

Ytelseserklæring
SikaSeal-623 Fire+

54864880
2021.12 , ver. 1
1549

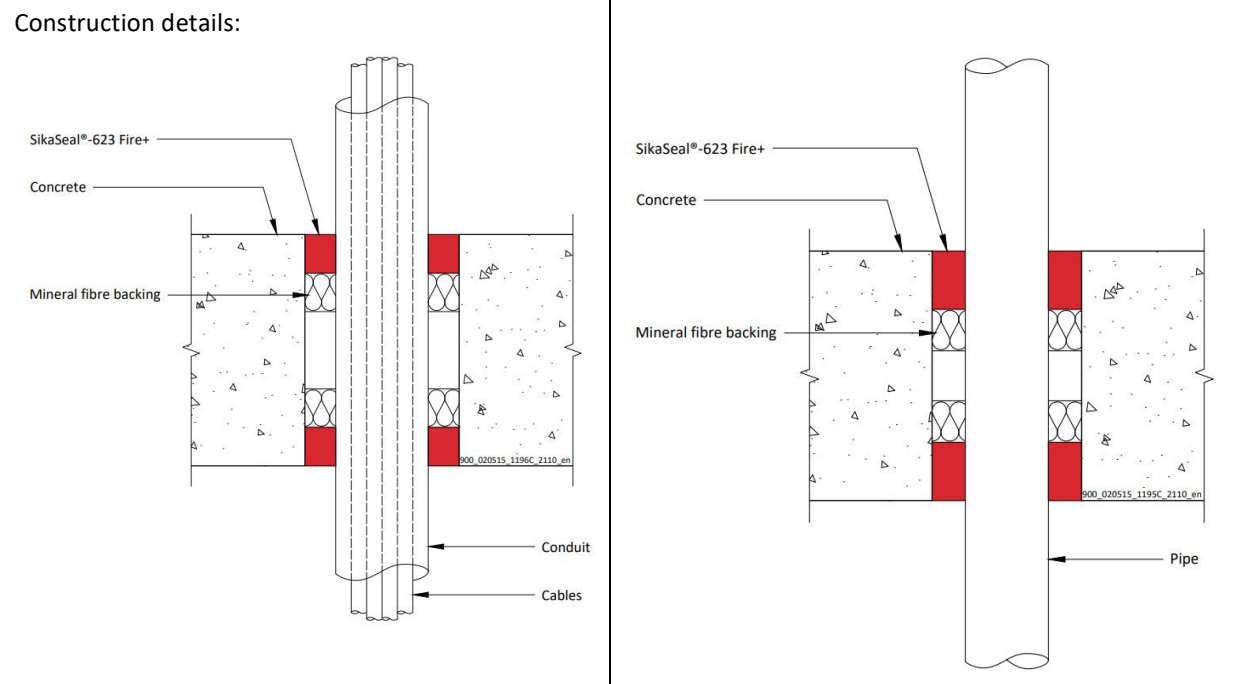
**FOR NÆRMERE
INFORMASJON:**

Sika Norge AS
Sanitetsveien 1,
NO-2013 SKJETTEN, Norge

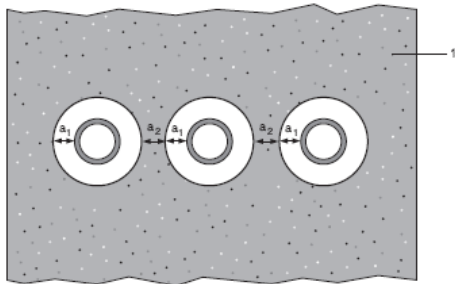
tlf. +47 67 06 79 00
www.sika.no

A.4.3 Penetration seals, surfaces mounted in concrete floors

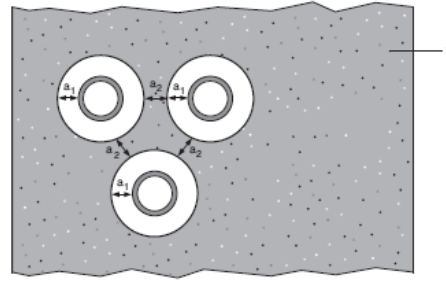
Penetration Seal: Combustible pipes sealed with SikaSeal-623 Fire+, minimum 25 mm deep to both sides of the floor backed with Rock mineral wool (minimum 33kg/m³ density), minimum 25 mm deep. Minimum separation between penetration seals of 30 mm (a2).



Configuration 1



Configuration 2



Key
 1 Supporting construction
 a1 Pipe / edge of seal separation (annular space)
 a2 Separation between penetration seals

Ytelseserklæring
 SikaSeal-623 Fire+

54864880
 2021.12 , ver. 1
 1549

**FOR NÆRMERE
 INFORMASJON:**

Sika Norge AS
 Sanitetsveien 1,
 NO-2013 SKJETTEN, Norge

tlf. +47 67 06 79 00
 www.sika.no

A.4.3.1

Services	Seal width (a1)	Permitted configuration for seal separation	Classification
PVC-U pipe according to EN 1329-1, EN 1452-2 and EN 1453-1, PVC-C according to EN 1566-1 or PP pipe according to EN 1852-1: 2009 or DIN8077/8078			
Maximum diameter 110 mm, wall thickness 1.8-6.6 mm for PVC pipes, fully or partially filled conduits with cables up to 20 mm diameter	10-30 mm	1 & 2	EI 90 U/C
Maximum diameter 110 mm, wall thickness 2.7 mm for PP pipes, fully or partially filled conduits with cables up to 20 mm diameter	10-30 mm	1 & 2	EI 90 U/C
Maximum diameter 110 mm, wall thickness 1.8-6.3 mm for PP pipes, fully or partially filled conduits with cables up to 20 mm diameter	10-30 mm	1 & 2	EI 30 U/C
PE pipe according to EN 1519-1, EN 12201-2 and EN 12006-1, ABS according to EN 1455-1 and pipes made from SAN+PVC according to EN 1565-1			
Maximum diameter 110 mm, wall thickness 2.4-10 mm, fully or partially filled conduits with cables up to 20 mm diameter	10-30 mm	1 & 2	EI 60 U/C
PP pipe according to EN 1852-1: 2009 or DIN8077/8078			
Maximum 40 mm diameter, wall thickness 1.8 mm	10-30 mm	1 & 2	EI 120 C/C
Maximum 110 mm diameter, wall thickness 1.8-6.3 mm	10-30 mm	1 & 2	EI 30 U/C

Ytelseserklæring
SikaSeal-623 Fire+

54864880
2021.12 , ver. 1
1549

FOR NÆRMERE INFORMASJON:

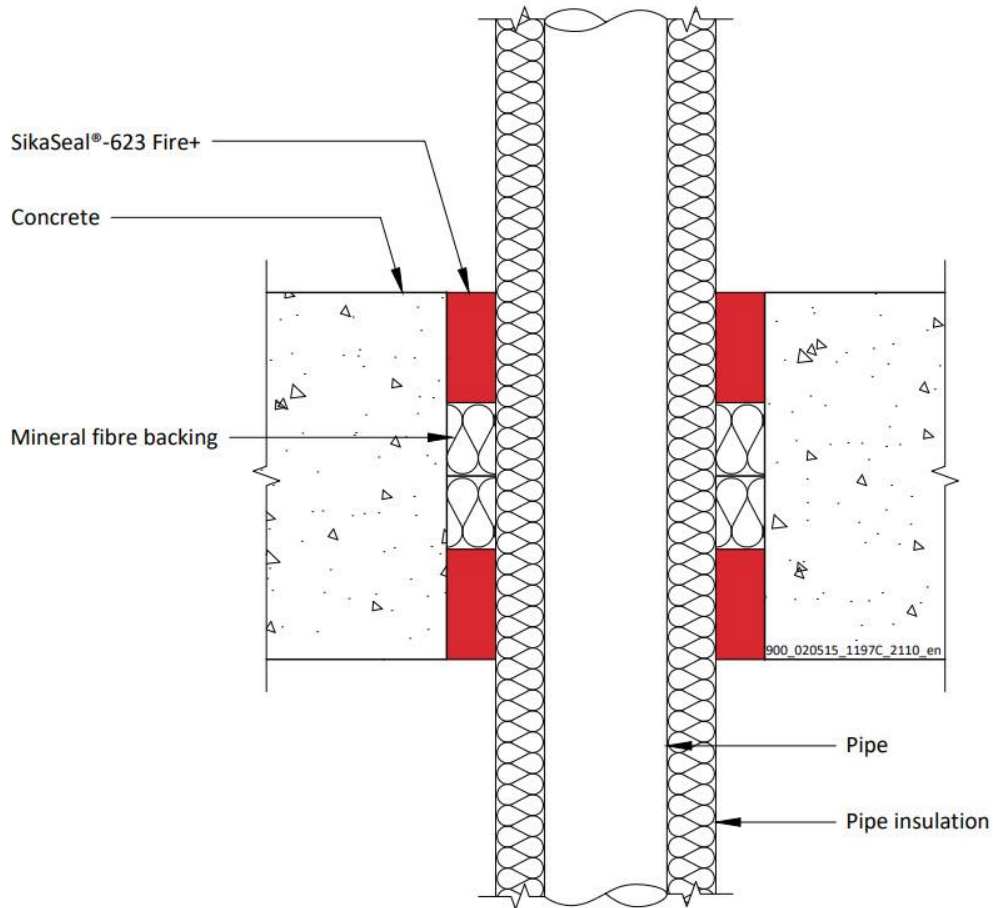
Sika Norge AS
Sanitetsveien 1,
NO-2013 SKJETTEN, Norge

tlf. +47 67 06 79 00
www.sika.no

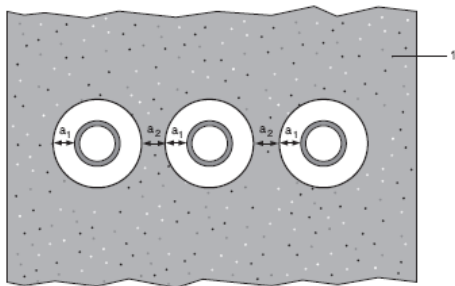
A.4.4 Penetration seals, surface mounted in concrete floors

Penetration Seal: Metallic pipes insulated with Elastomeric insulation minimum class B-s3, d0, Continuous Sustained (CS), sealed with SikaSeal-623 Fire+, minimum 45 mm deep to both sides of the floor and backed with Mineral Bio Wool (128kg/m³ density), minimum 30 mm deep. Minimum separation between penetration seals of 30 mm (a2).

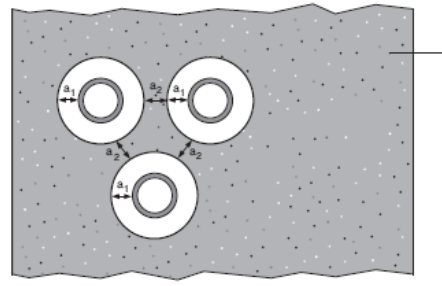
Construction details:



Configuration 1



Configuration 2



Key

Ytelseserklæring
SikaSeal-623 Fire+

54864880
2021.12 , ver. 1
1549

**FOR NÆRMERE
INFORMASJON:**

Sika Norge AS
Sanitetsveien 1,
NO-2013 SKJETTEN, Norge

tlf. +47 67 06 79 00
www.sika.no

1 Supporting construction
a1 Pipe / edge of seal separation (annular space)
a2 Separation between penetration seals

Ytelseserklæring
SikaSeal-623 Fire+

54864880
2021.12 , ver. 1
1549

**FOR NÆRMERE
INFORMASJON:**

Sika Norge AS
Sanitetsveien 1,
NO-2013 SKJETTEN, Norge

tlf. +47 67 06 79 00
www.sika.no

A.4.4.1

Services	Seal & backing material width (a1)	Permitted configuration for seal separation	Insulation CS	Classification
Mild or stainless steel pipe, with Elastomeric insulation minimum class B-s3, d0				
Maximum 324 mm diameter, wall thickness 1.0-14.2 mm	10-30 mm	1 & 2	25-50 mm Elastomeric insulation minimum class B-s3, d0	EI 60 C/U
Maximum 324 mm diameter, wall thickness 6.35-14.2 mm	10-30 mm	1 & 2	50 mm Elastomeric insulation minimum class B-s3, d0	EI 120 C/U

Ytelseserklæring
SikaSeal-623 Fire+

54864880
2021.12 , ver. 1
1549

**FOR NÆRMERE
INFORMASJON:**

Sika Norge AS
Sanitetsveien 1,
NO-2013 SKJETTEN, Norge

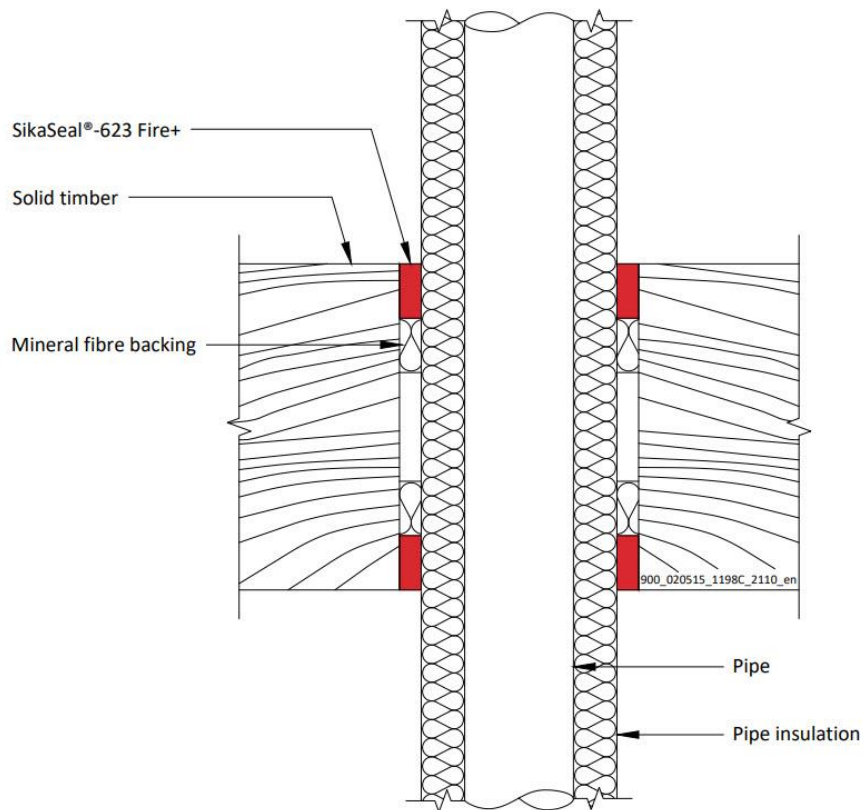
tlf. +47 67 06 79 00
www.sika.no

A.5 Timber floor constructions with floor thickness of minimum 150 mm

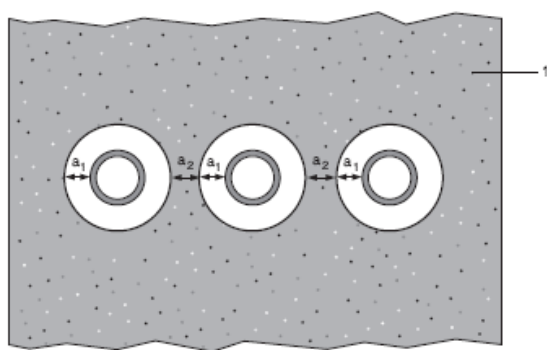
A.5.1 Pipe penetration seals, in timber floors

Penetration Seal: Metallic pipes insulated with Elastomeric insulation minimum class D-s3,d0, Continuous Sustained (CS), sealed with SikaSeal-623 Fire+, minimum 25 mm deep to both sides of the floor and backed with Stonewool (minimum 33kg/m³ density), minimum 25 mm deep. Minimum separation between penetration seals of 0 mm (a₂).

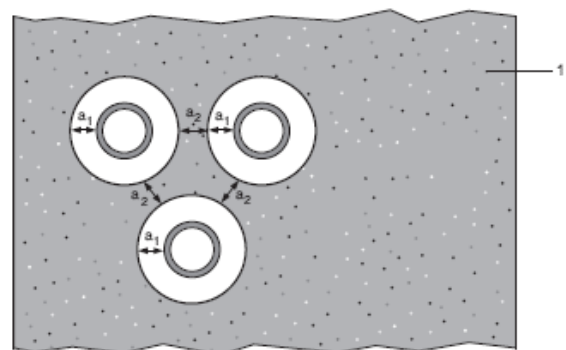
Construction details:



Configuration 1



Configuration 2



Key

Ytelseserklæring
SikaSeal-623 Fire+

54864880
2021.12 , ver. 1
1549

**FOR NÆRMERE
INFORMASJON:**

Sika Norge AS
Sanitetsveien 1,
NO-2013 SKJETTEN, Norge

tlf. +47 67 06 79 00
www.sika.no

1 Supporting construction
a₁ Pipe / edge of seal separation (annular space)
a₂ Separation between penetration seals

A.5.1.1

Services	Seal & backing material width (a ₁)	Permitted configuration for seal separation	Insulation CS	Classification
Copper, mild or stainless steel pipe				
Diameter 12 mm, wall thickness 0.7	10 mm	1	9 mm Elastomeric insulation minimum class D-s3, d0	EI 120 C/C
Diameter 12-54 mm, wall thickness*				E 120 C/C, EI 45 C/C
Diameter 12-54 mm, wall thickness*			10-25 mm Elastomeric insulation minimum class D-s3, d0	E 120 C/C, EI 30 C/C
Mild or stainless steel pipe, with Elastomeric insulation minimum class D-s3, d0				
Diameter 12-114 mm, wall thickness*	10 mm	1	9-24 mm Elastomeric insulation minimum class D-s3, d0	E 120 C/C, EI 45 C/C
Diameter 12-114 mm, wall thickness*			25 mm Elastomeric insulation minimum class D-s3, d0	E 120 C/C, EI 60 C/C
Diameter 114 mm, wall thickness 1.5-14.2			9-25 mm Elastomeric insulation minimum class D-s3, d0	E 120 C/U, EI 45 C/U
Diameter 114 mm, wall thickness 1.5-14.2			25 mm Elastomeric insulation minimum class D-s3, d0	E 120 C/U, EI 60 C/U
Alupex pipe, with Elastomeric insulation minimum class D-s3, d0				
Diameter 16 mm, wall thickness 2.25	10 mm	1	9 mm Elastomeric insulation minimum class D-s3, d0	EI 120 C/C
Diameter 16-75 mm, wall thickness*			9-24 mm Elastomeric insulation minimum class D-s3, d0	E 120 C/C, EI 60 C/C
Diameter 16-75 mm, wall thickness*			25 mm Elastomeric insulation minimum class D-s3, d0	E 120 C/C, EI 90 C/C

*See below graph for interpolation pipe sizes

Ytelseserklæring
SikaSeal-623 Fire+

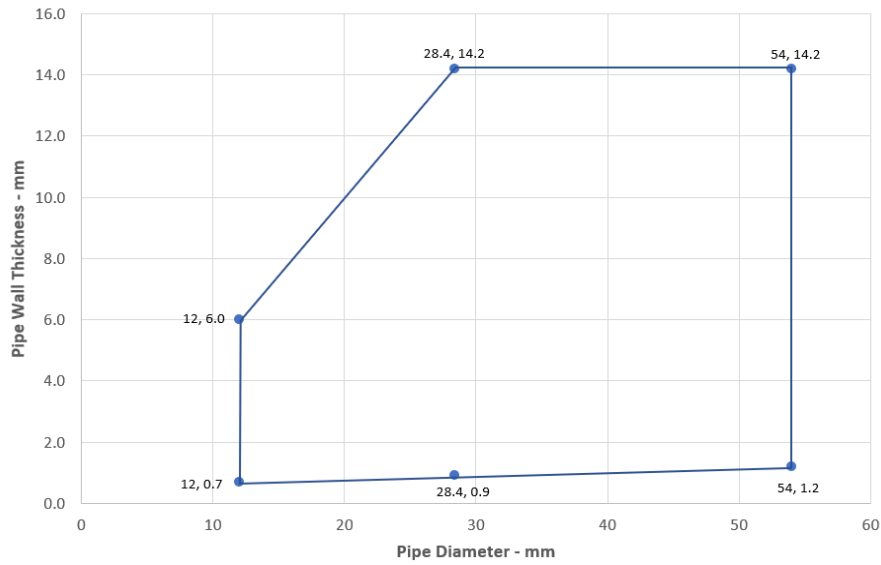
54864880
2021.12 , ver. 1
1549

FOR NÆRMERE INFORMASJON:

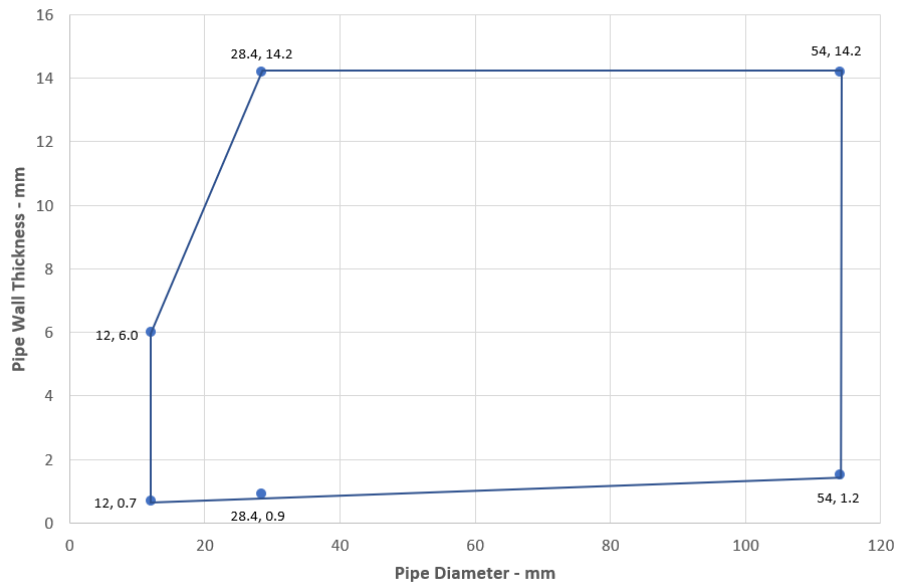
Sika Norge AS
Sanitetsveien 1,
NO-2013 SKJETTEN, Norge

tlf. +47 67 06 79 00
www.sika.no

Copper or Steel Pipes with Elastomeric Insulation - C/C



Steel Pipes with Elastomeric Insulation - C/C



Ytelseserklæring
SikaSeal-623 Fire+

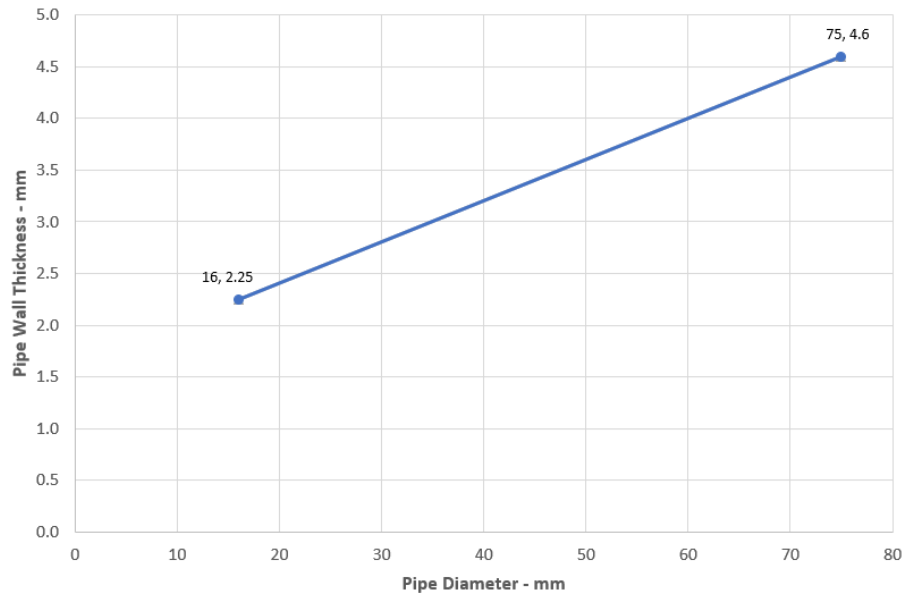
54864880
2021.12 , ver. 1
1549

FOR NÆRMERE INFORMASJON:

Sika Norge AS
Sanitetsveien 1,
NO-2013 SKJETTEN, Norge

tlf. +47 67 06 79 00
www.sika.no

Alupex Pipes with Elastomeric Insulation - C/C



Ytelseserklæring
SikaSeal-623 Fire+

54864880
2021.12 , ver. 1
1549

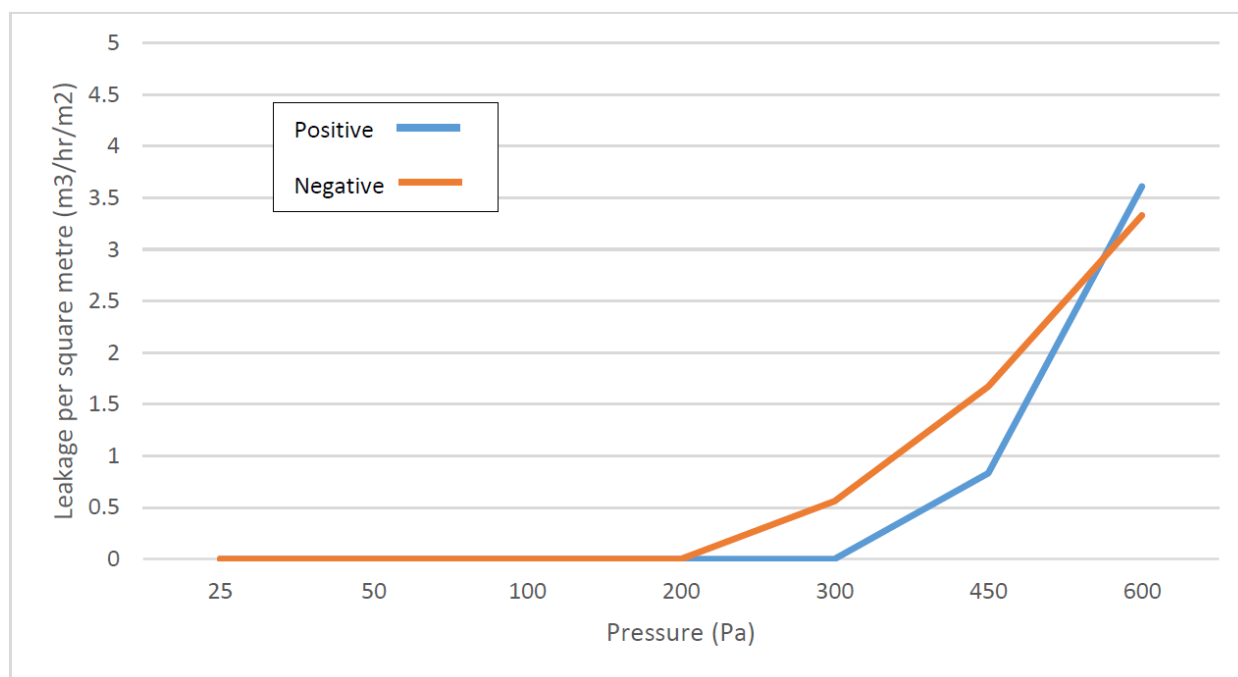
FOR NÆRMERE INFORMASJON:

Sika Norge AS
Sanitetsveien 1,
NO-2013 SKJETTEN, Norge

tlf. +47 67 06 79 00
www.sika.no

ANNEX B – AIR PERMEABILITY – SIKASEAL-623 FIRE+

Product tested	25mm deep x 30mm wide SikaSeal-623 Fire+		
Summary of testing procedure		Result	
	Pressure (Pa)	Leakage (m ³ /h)	Leakage (m ³ /m ² /h)
Results under negative chamber pressure	25	0.00	0.00
	50	0.00	0.00
	100	0.00	0.00
	200	0.00	0.00
	300	0.02	0.56
	450	0.06	1.67
	600	0.12	3.33
Results under positive chamber pressure	25	0.00	0.00
	50	0.00	0.00
	100	0.00	0.00
	200	0.00	0.00
	300	0.00	0.00
	450	0.03	0.83
	600	0.13	3.61



Ytelseserklæring
SikaSeal-623 Fire+

54864880
2021.12 , ver. 1
1549

FOR NÆRMERE INFORMASJON:

Sika Norge AS
Sanitetsveien 1,
NO-2013 SKJETTEN, Norge

tlf. +47 67 06 79 00
www.sika.no

**8 RELEVANT TEKNISK DOKUMENTASJON OG/ELLER
SPESIFIKK TEKNISK DOKUMENTASJON**

Ytelsen til produktet identifisert ovenfor er i samsvar med settet med deklarererte ytelser. Denne ytelseserklæringen er utstedt, i samsvar med forordning (EU) nr. 305/2011, under eget ansvar av produsenten som er identifisert ovenfor.

Undertegnet for og på vegne av produsenten av:

Navn : Tomasz Gutowski
Function: Corporate Standardization
and Approvals
At Warsaw on 08 December 2021

Navn : Maciej Michalewski
Function: Standardization and Approvals
At Warsaw on 08 December 2021

.....

End of information as required by Regulation (EU) No 305/2011

Ytelseserklæring
SikaSeal-623 Fire+

54864880
2021.12 , ver. 1
1549


**FOR NÆRMERE
INFORMASJON:**

Sika Norge AS
Sanitetsveien 1,
NO-2013 SKJETTEN, Norge

tlf. +47 67 06 79 00
www.sika.no



FULL CE-MERKING

 21
Sika Services AG, Zurich, Switzerland
54864880
Reaction to fire - B - s1, d0
Resistance to fire - Annex A
Air permeability – Annex B
Durability Z ₂
Airborne sound insulation at 25 mm depth 53 (0;-1) dB

Ytelseserklæring
SikaSeal-623 Fire+

54864880
2021.12 , ver. 1
1549

FOR NÆRMERE INFORMASJON:

Sika Norge AS
Sanitetsveien 1,
NO-2013 SKJETTEN, Norge

tlf. +47 67 06 79 00
www.sika.no

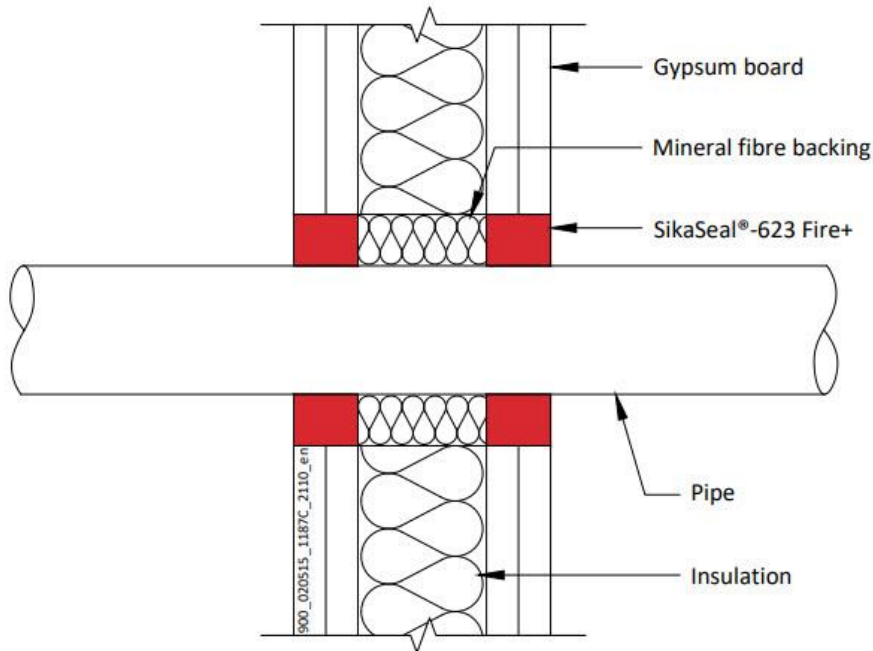
ANNEX A – RESISTANCE TO FIRE CLASSIFICATION – SIKASEAL-623 FIRE+

A.1 Flexible or Rigid wall constructions with wall thickness of minimum 100 mm

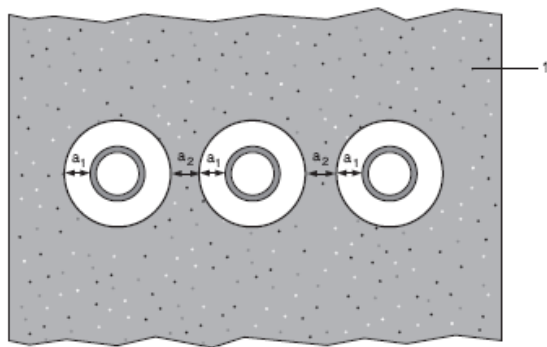
A.1.1 Penetration seals, in drywalls* and concrete/masonry walls

Penetration Seal: Combustible pipes sealed with SikaSeal-623 Fire+, minimum 25 mm deep to both sides of the wall backed with Stonewool (minimum 35kg/m³ density), minimum 25 mm deep. Minimum separation between penetration seals of 30 mm (a2).

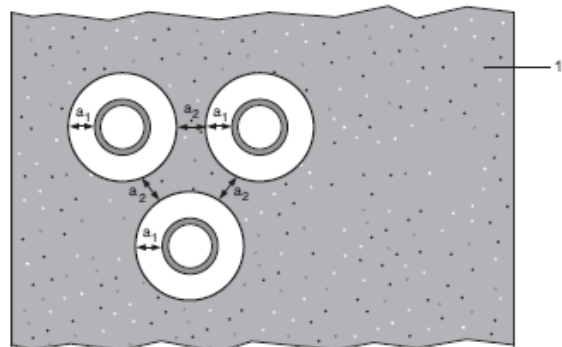
Construction details:



Configuration 1



Configuration 2



Key

Ytelseserklæring
SikaSeal-623 Fire+

54864880
2021.12 , ver. 1
1549

**FOR NÆRMERE
INFORMASJON:**

Sika Norge AS
Sanitetsveien 1,
NO-2013 SKJETTEN, Norge

tlf. +47 67 06 79 00
www.sika.no

1 Supporting construction
a₁ Pipe / edge of seal separation (annular space)
a₂ Separation between penetration seals

* Partition wall must incorporate a core insulation as support for the backing material.

A.1.1.1

Services	Seal & Backing width (a ₁)	Permitted configuration for seal separation	Classification
PVC-U pipe according to EN 1329-1, EN 1452-2 and EN 1453-1, PVC-C according to EN 1566-1	10-30 mm	1 & 2	EI 120 U/C, EI 120 C/C
Diameter 40 mm, wall thickness 1.9 – 3.7 mm to diameter 110 mm, wall thickness 2.7-6.6 mm		1 & 2	
Diameter 40, wall thickness 1.9 – 3.7 mm		1 & 2	EI 60 U/C, EI 60 C/C
Diameter 40 mm, wall thickness 1.9 – 3.7 mm to diameter 110 mm, wall thickness 2.7-6.6 mm		1 & 2	EI 120 U/C, EI 120 C/C
PE pipe according to EN 1519-1, EN 12201-2 and EN 12006-1, ABS according to EN 1455-1 and pipes made from SAN+PVC according to EN 1565-1			
Diameter 40 mm, wall thickness 2.4-3.7 mm	10-30 mm	1 & 2	EI 120 U/C, EI 120 C/C
Diameter 40, wall thickness 2.4-3.7 mm to diameter 110 mm, wall thickness 4.3-10 mm		1 & 2	EI 60 U/C, EI 60 C/C
Diameter 110 mm, wall thickness 4.3-10 mm		1	E 120 U/C, E 120 C/C EI 90 U/C, EI 90 C/C
PP pipe according to EN 1852-1: 2009 or DIN8077/8078			
Diameter 110 mm, wall thickness 6.6 mm	30 mm	1 & 2	EI 120 U/C, EI 120 C/C
Diameter 40 mm, wall thickness 1.8 - 5.5 mm	10 mm	1 & 2	EI 90 U/C

Ytelseserklæring
SikaSeal-623 Fire+

54864880
2021.12 , ver. 1
1549

FOR NÆRMERE INFORMASJON:

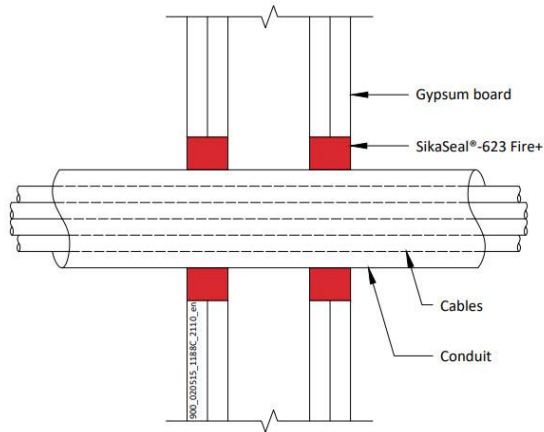
Sika Norge AS
Sanitetsveien 1,
NO-2013 SKJETTEN, Norge

tlf. +47 67 06 79 00
www.sika.no

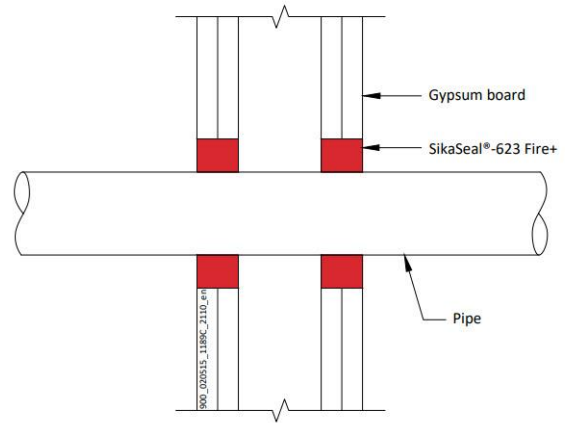
A.1.2 Penetration seals with no backing material, in drywalls and concrete/masonry walls

Penetration Seal: Combustible cable conduit or combustible pipes sealed with SikaSeal-623 Fire+, minimum 25 mm deep to both sides of the wall without backing material. Minimum separation between penetration seals of 30 mm (a2).

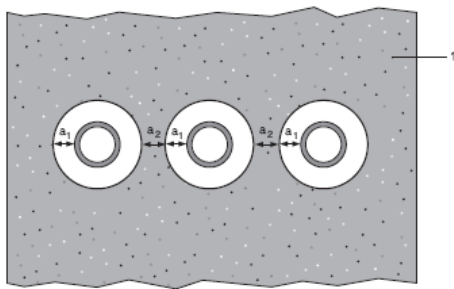
Construction details:



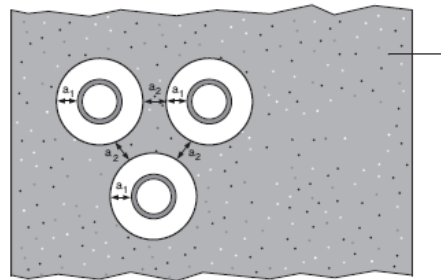
Construction details:



Configuration 1



Configuration 2



Key

1 Supporting construction

a1 Pipe / edge of seal separation (annular space)

a2 Separation between penetration seals

Ytelseserklæring
SikaSeal-623 Fire+

54864880
2021.12 , ver. 1
1549

**FOR NÆRMERE
INFORMASJON:**

Sika Norge AS
Sanitetsveien 1,
NO-2013 SKJETTEN, Norge

tlf. +47 67 06 79 00
www.sika.no

A.1.2.1

Services	Seal width (a1)	Permitted configuration for seal separation	Classification
PVC-U pipe according to EN 1329-1, EN 1452-2 and EN 1453-1, PVC-C according to EN 1566-1 or PP pipe according to EN 1852-1: 2009 or DIN8077/8078			
Maximum diameter 110 mm, wall thickness 1.9-6.6 mm for PVC pipes, fully or partially filled conduits with cables up to 20mm diameter	10-30 mm	1 & 2	EI 90 U/C
Maximum diameter 110 mm, wall thickness 2.7-6.6 mm for PP pipes, fully or partially filled conduits with cables up to 20mm diameter	10-30 mm	1 & 2	EI 90 U/C
PE pipe according to EN 1519-1, EN 12201-2 and EN 12006-1, ABS according to EN 1455-1 and pipes made from SAN+PVC according to EN 1565-1			
Maximum diameter 110 mm, wall thickness 2.4-10 mm, fully or partially filled conduits with cables up to 20 mm conduit	10-30 mm	1 & 2	EI 60 U/C
PVC-U pipe according to EN 1329-1, EN 1452-2 and EN 1453-1, PVC-C according to EN 1566-1			
Maximum 160 mm diameter, wall thickness 3.2-9.5 mm	10-30 mm	1 & 2	EI 30 U/C
Maximum 160 mm diameter, wall thickness 9.5 mm	10-30 mm	1 & 2	EI 90 U/C
PP pipe according to EN 1852-1: 2009 or DIN8077/8078			
Maximum 110 mm, wall thickness 2.7 mm	10-30 mm	1 & 2	EI 60 C/C
Maximum 110 mm*	10-30 mm	1 & 2	EI 60 U/C

*See below graph for interpolation pipe sizes

Ytelseserklæring
SikaSeal-623 Fire+

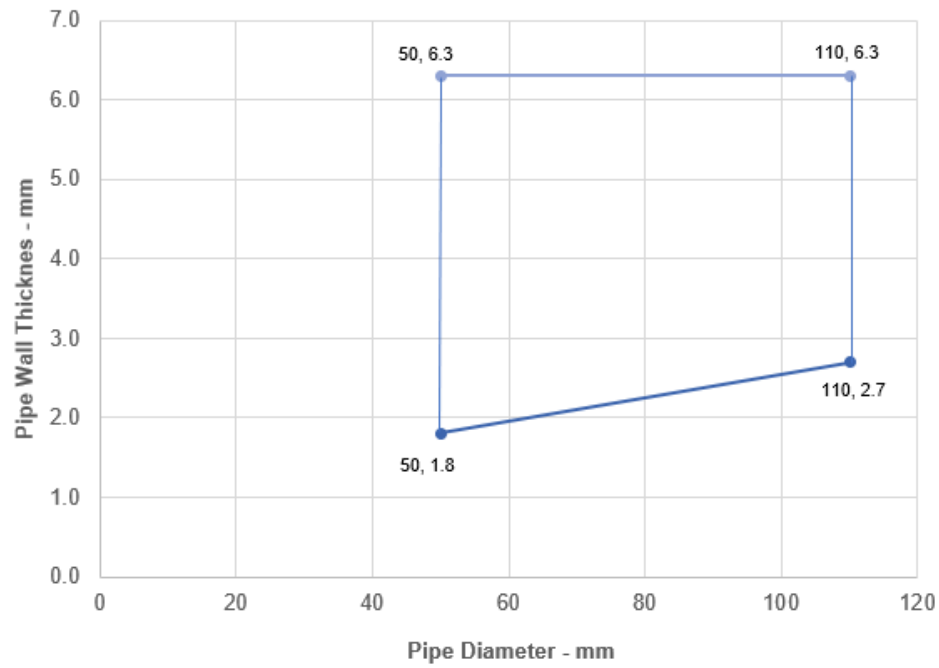
54864880
2021.12 , ver. 1
1549

FOR NÆRMERE INFORMASJON:

Sika Norge AS
Sanitetsveien 1,
NO-2013 SKJETTEN, Norge

tlf. +47 67 06 79 00
www.sika.no

PP Pipes- EI 60, U/C



Ytelseserklæring
SikaSeal-623 Fire+

54864880
2021.12 , ver. 1
1549

FOR NÆRMERE INFORMASJON:

Sika Norge AS
Sanitetsveien 1,
NO-2013 SKJETTEN, Norge

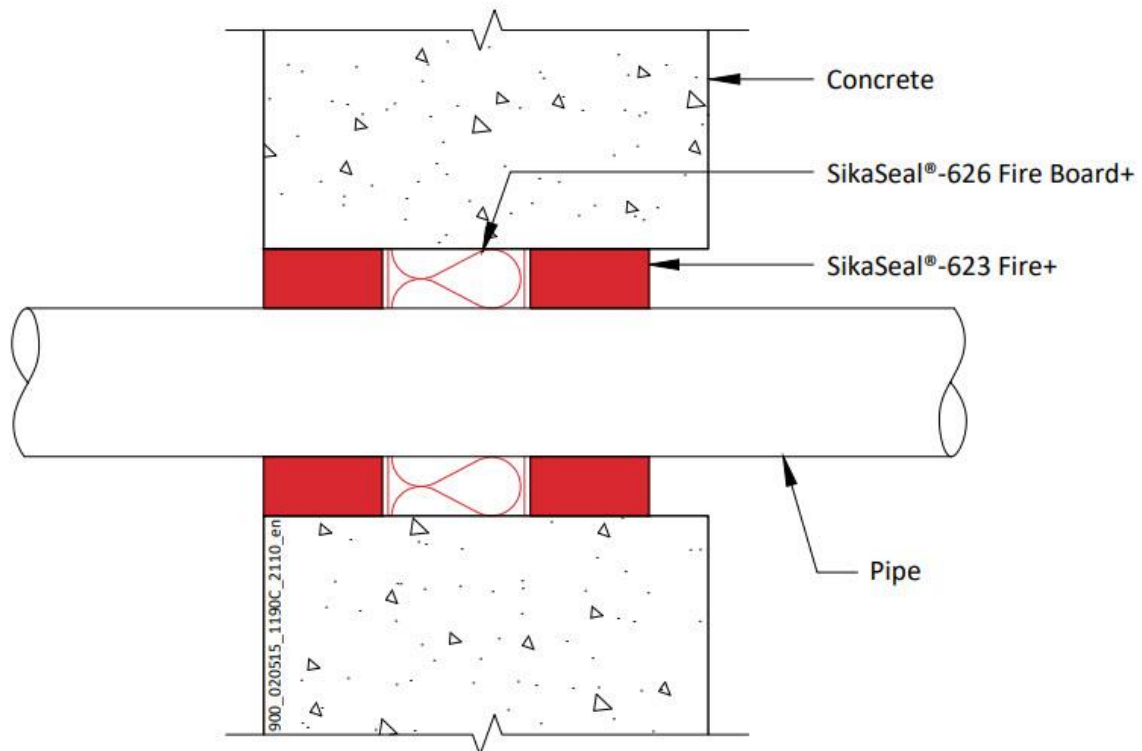
tlf. +47 67 06 79 00
www.sika.no

A.2 Rigid walls constructions with wall thickness of minimum 150 mm

A.2.1 Penetration seals for pipes, in concrete/masonry walls

Penetration Seal: Combustible pipes sealed with minimum 40 mm deep SikaSeal-623 Fire+, to both sides of the wall backed with SikaSeal-626 Fire Board+ 2S, 50 mm thick. Minimum separation between penetration seals of 30 mm.

Construction details:



A.2.1.1

Services	Seal & Backing width	Classification
PVC-U pipe according to EN 1329-1, EN 1452-2 and EN 1453-1, PVC-C according to EN 1566-1		
Diameter 48 mm, wall thickness 3.2 mm	17 mm	EI 240 U/C, EI 240 C/C
Diameter 68 mm, wall thickness 2 mm	41 mm	
Diameter 110 mm, wall thickness 3.5 mm	22 mm	
PE pipe according to EN 1519-1, EN 12201-2 and EN 12006-1, ABS according to EN 1455-1 and pipes made from SAN+PVC according to EN 1565-1		
Diameter 32 mm, wall thickness 3.2 mm	25 mm	EI 240 U/C, EI 240 C/C
ABS pipe according to EN 1455-1		
Diameter 36 mm, wall thickness 2.3 mm	23 mm	EI 240 U/C, EI 240 C/C

Ytelseserklæring
SikaSeal-623 Fire+

54864880
2021.12 , ver. 1
1549

FOR NÆRMERE INFORMASJON:

Sika Norge AS
Sanitetsveien 1,
NO-2013 SKJETTEN, Norge

tlf. +47 67 06 79 00
www.sika.no

Diameter 110 mm, wall thickness 3.5 mm	26 mm	
--	-------	--

Ytelseserklæring
SikaSeal-623 Fire+

54864880
2021.12 , ver. 1
1549

**FOR NÆRMERE
INFORMASJON:**

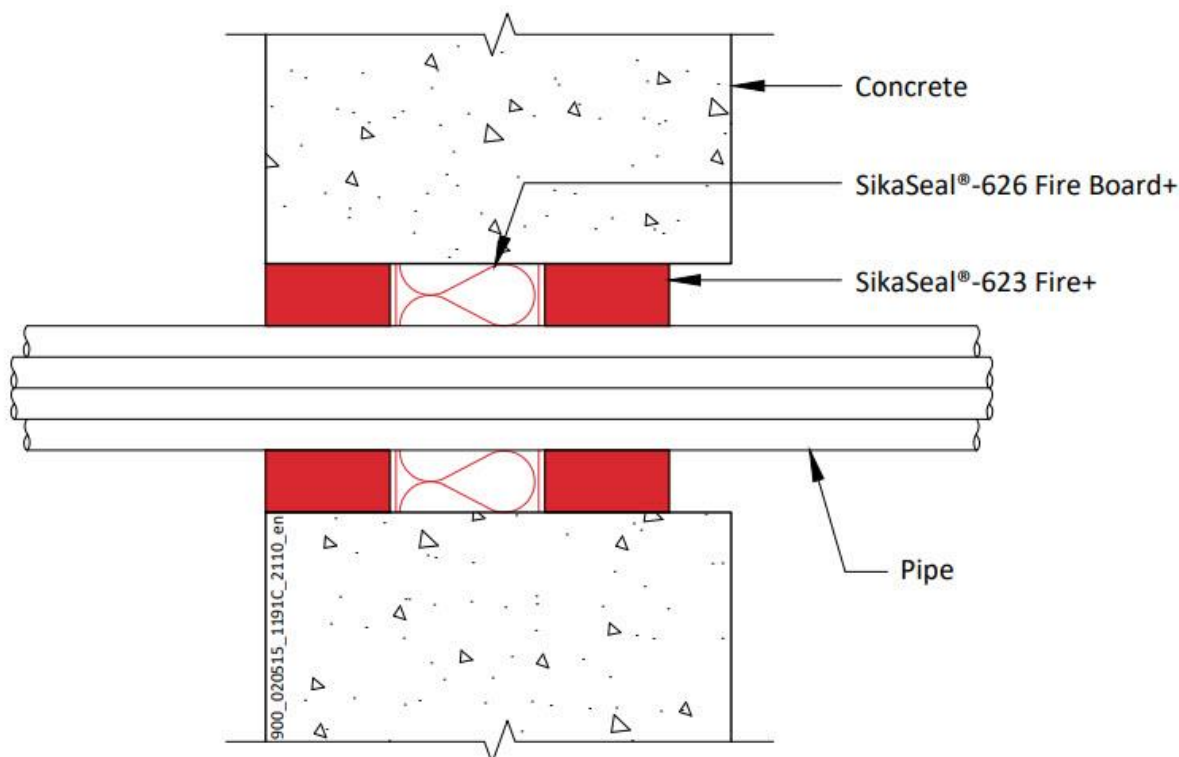
Sika Norge AS
Sanitetsveien 1,
NO-2013 SKJETTEN, Norge

tlf. +47 67 06 79 00
www.sika.no

A.2.2 Penetration seals for cables, in concrete/masonry walls

Penetration Seal: Cables sealed with minimum 40 mm deep SikaSeal-623 Fire+, to both sides of the wall backed with SikaSeal-626 Fire Board+ 2S, 50 mm thick. Minimum separation between penetration seals of 30 mm.

Construction details:



A.2.2.1

Services	Seal size (WxH or diameter)	Classification
150 x 25 mm perforated steel cable tray	Maximum 200 x 100 mm	E 240, EI 180
20 mm diameter, single copper core armoured cable		
Twin/earth cable		
∅ 100 mm bundle of up to 4 no. 20mm diameter, single copper core armoured cable and 12 no. twin/earth cables	Maximum 150 mm ∅	E240, EI 60

Ytelseserklæring
SikaSeal-623 Fire+

54864880
2021.12 , ver. 1
1549

FOR NÆRMERE INFORMASJON:

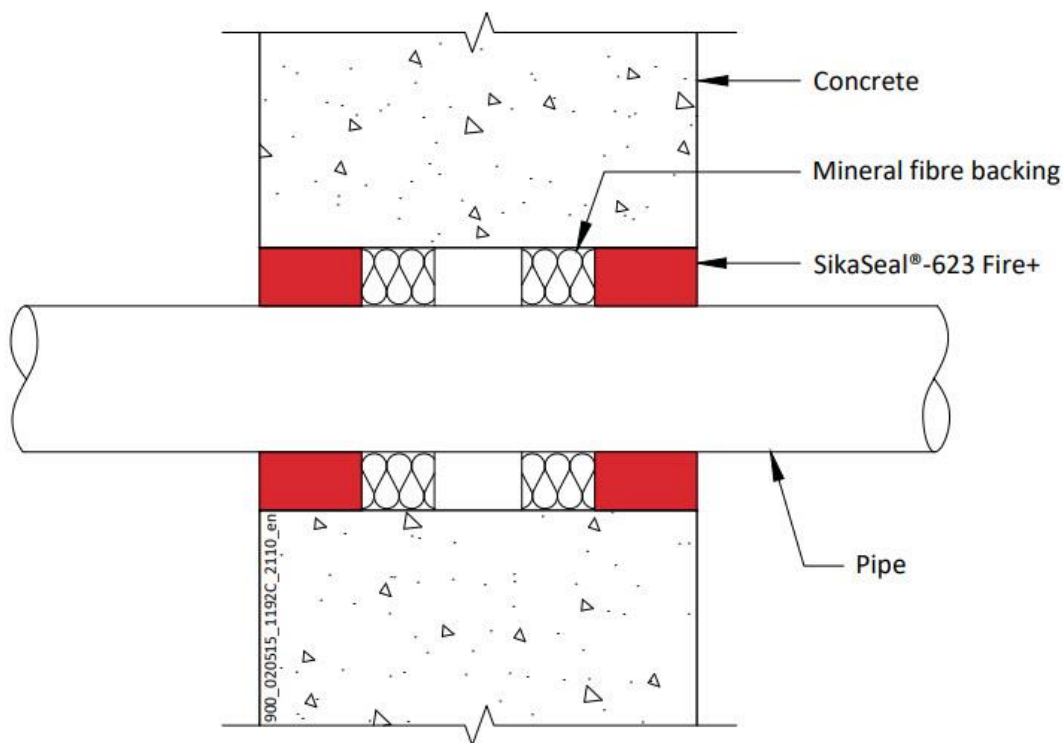
Sika Norge AS
Sanitetsveien 1,
NO-2013 SKJETTEN, Norge

tlf. +47 67 06 79 00
www.sika.no

A.2.3 Penetration seals for pipes, in concrete/masonry walls

Penetration Seal: Combustible pipes sealed with minimum 35 mm deep SikaSeal-623 Fire+, to both sides of the wall backed with Mineral Bio backing material, minimum 25 mm thick. Minimum separation between penetration seals of 30 mm.

Construction details:



A.2.3.1

Services	Seal & Backing width (a1)	Classification
PVC-U pipe according to EN 1329-1, EN 1452-2 and EN 1453-1, PVC-C according to EN 1566-1		
Maximum 160 mm diameter, wall thickness 4.0-9.5 mm	10-30 mm	EI 90 U/C
Maximum 160 mm diameter, wall thickness 9.5 mm	10-30 mm	E 240, EI 180 U/C
PE pipe according to EN 1519-1, EN 12201-2 and EN 12006-1, ABS according to EN 1455-1 and pipes made from SAN+PVC according to EN 1565-1		
Maximum 160 mm diameter, wall thickness 4.9-9.5mm	10-30 mm	EI 30 U/C
PP pipe according to EN 1852-1: 2009 or DIN8077/8078		
Maximum 160 mm diameter, wall thickness 6.2-9.1 mm	10 mm	EI 30 U/C

Ytelseserklæring
SikaSeal-623 Fire+

54864880
2021.12 , ver. 1
1549

FOR NÆRMERE INFORMASJON:

Sika Norge AS
Sanitetsveien 1,
NO-2013 SKJETTEN, Norge

tlf. +47 67 06 79 00
www.sika.no

Ytelseserklæring
SikaSeal-623 Fire+

54864880
2021.12 , ver. 1
1549

43/63

**FOR NÆRMERE
INFORMASJON:**

Sika Norge AS
Sanitetsveien 1,
NO-2013 SKJETTEN, Norge

tlf. +47 67 06 79 00
www.sika.no

BUILDING TRUST

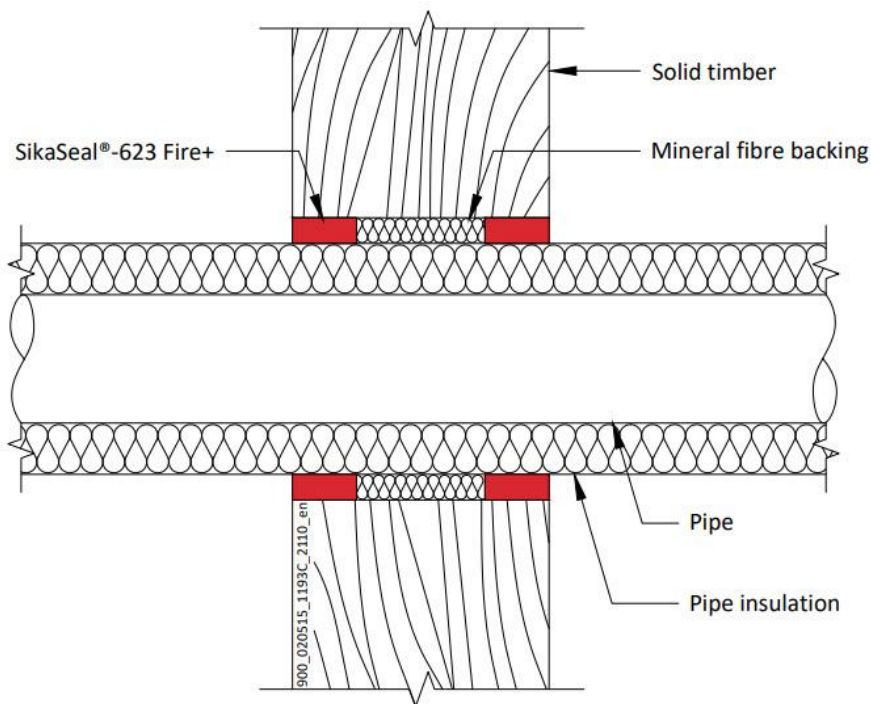


A.3 Timber wall constructions with wall thickness of minimum 100 mm

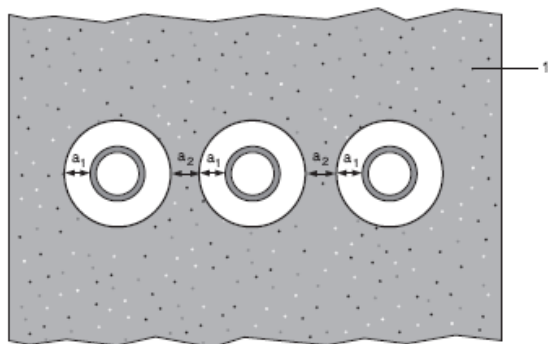
A.3.1 Pipe penetration seals, in timber walls

Penetration Seal: Metallic pipes insulated with Elastomeric insulation minimum class D-s3,d0, Continuous Sustained (CS), sealed with SikaSeal-623 Fire+, minimum 25 mm deep to both sides of the wall and backed with Stonewool (minimum 33kg/m³ density), minimum 25 mm deep. Minimum separation between penetration seals of 30 mm (a₂).

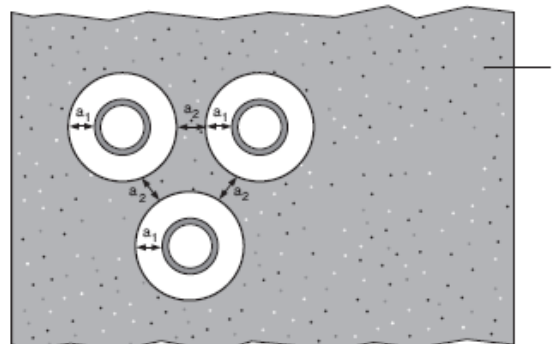
Construction details:



Configuration 1



Configuration 2



Key

- 1 Supporting construction
- a₁ Pipe / edge of seal separation (annular space)
- a₂ Separation between penetration seals

Ytelseserklæring
SikaSeal-623 Fire+

54864880
2021.12 , ver. 1
1549

**FOR NÆRMERE
INFORMASJON:**

Sika Norge AS
Sanitetsveien 1,
NO-2013 SKJETTEN, Norge

tlf. +47 67 06 79 00
www.sika.no

A.3.1.1

Services	Seal & backing material width (a1)	Permitted configuration for seal separation	Insulation CS	Classification
Copper, mild or stainless steel pipe				
Diameter 12 mm, wall thickness 0.7	10 mm	1	13 mm Elastomeric insulation minimum class D-s3, d0	EI 120 C/C
Diameter 12-54 mm, wall thickness*				E 120 C/C, EI 90 C/C
Diameter 12-54 mm, wall thickness*			14-25 mm Elastomeric insulation minimum class D -s3, d0	E 120 C/C, EI 30 C/C
Mild or stainless steel pipe, with Elastomeric insulation minimum class D-s3, d0				
Diameter 12-114 mm, wall thickness*	10 mm	1	13 mm Elastomeric insulation minimum class D -s3, d0	EI 90 C/C
Diameter 12-114 mm, wall thickness*			14-25 mm Elastomeric insulation minimum class D-s3, d0	E 90 C/C, EI 45 C/C
Diameter 114 mm, wall thickness 1.5-14.2			13 mm Elastomeric insulation minimum class D-s3, d0	EI 90 C/U
Diameter 114 mm, wall thickness 1.5-14.2			13-25 mm Elastomeric insulation minimum class D-s3, d0	E 90 C/U, EI 45 C/U
Alupex pipe, with Elastomeric insulation minimum class D-s3, d0				
Diameter 16 mm, wall thickness 2.25	10 mm	1	13 mm Elastomeric insulation minimum class D-s3, d0	EI 120 C/C
Diameter 16-75 mm, wall thickness*				E 120 C/C, EI 45 C/C
Diameter 16-75 mm, wall thickness*			14-24 mm Elastomeric insulation minimum class D-s3, d0	E 90 C/C, EI 45 C/C
Diameter 16-75 mm, wall thickness*			25 mm Elastomeric insulation minimum class D -s3, d0	EI 90 C/C

See below graph for interpolation pipe sizes

Ytelseserklæring
SikaSeal-623 Fire+

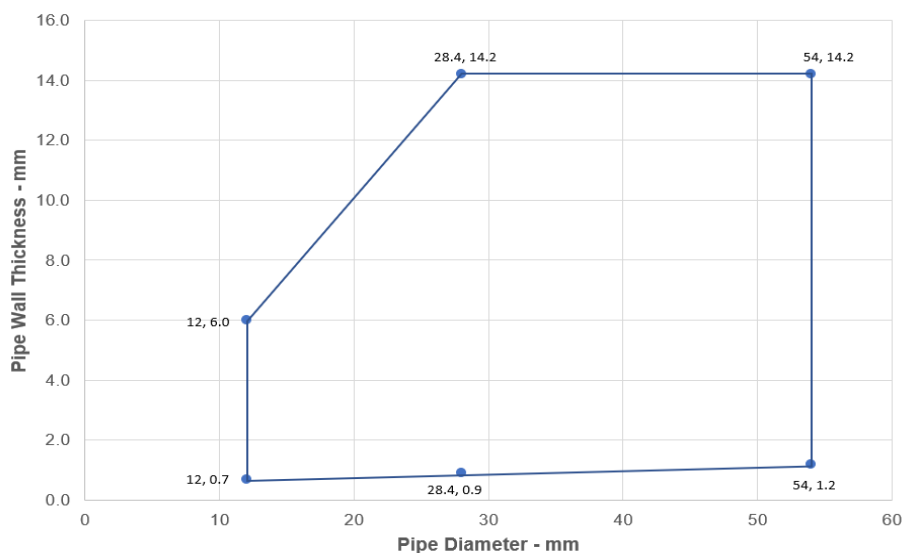
54864880
2021.12 , ver. 1
1549

FOR NÆRMERE INFORMASJON:

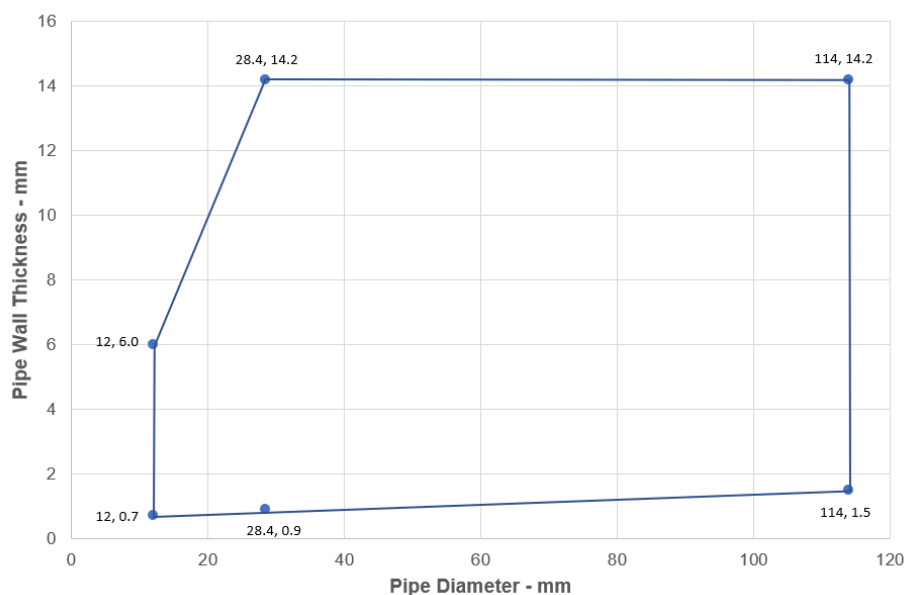
Sika Norge AS
Sanitetsveien 1,
NO-2013 SKJETTEN, Norge

tlf. +47 67 06 79 00
www.sika.no

Copper or Steel Pipes with Elastomeric Insulation - C/C



Steel Pipes with Elastomeric Insulation - C/C



Ytelseserklæring
SikaSeal-623 Fire+

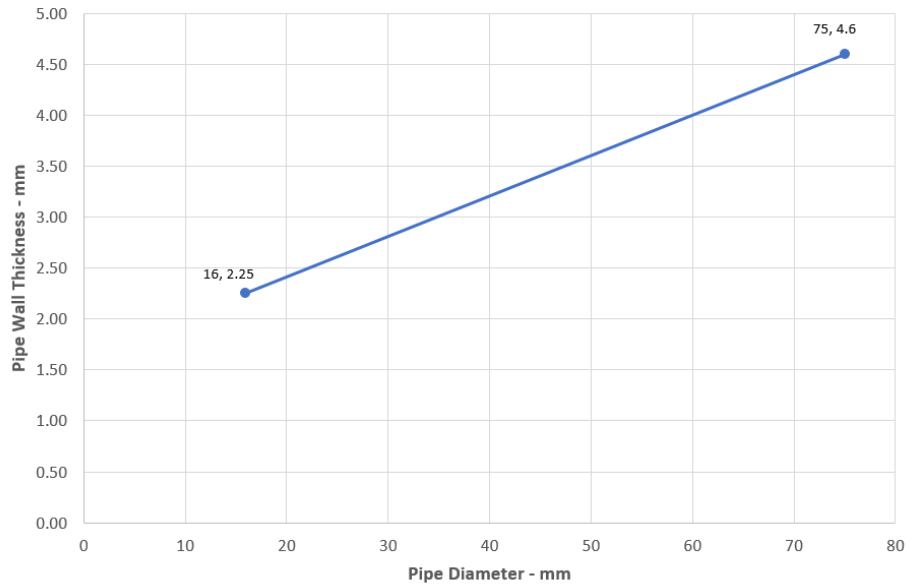
54864880
2021.12 , ver. 1
1549

FOR NÆRMERE INFORMASJON:

Sika Norge AS
Sanitetsveien 1,
NO-2013 SKJETTEN, Norge

tlf. +47 67 06 79 00
www.sika.no

Alupex Pipes with Elastomeric Insulation - C/C



Ytelseserklæring
SikaSeal-623 Fire+

54864880
2021.12 , ver. 1
1549

FOR NÆRMERE INFORMASJON:

Sika Norge AS
Sanitetsveien 1,
NO-2013 SKJETTEN, Norge

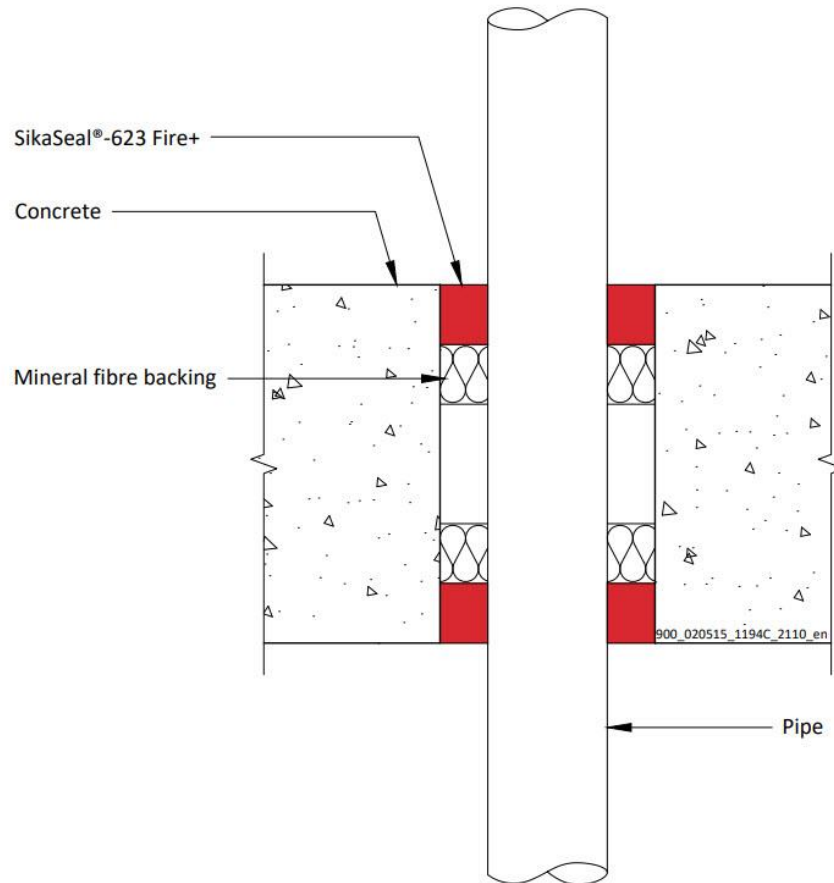
tlf. +47 67 06 79 00
www.sika.no

A.4 Rigid floor constructions with floor thickness of minimum 150 mm

A.4.1 Penetration seals, surface mounted in concrete floors

Penetration Seal: Combustible pipes sealed with SikaSeal-623 Fire+, to both sides of the floor backed with Stonewool (minimum 35kg/m³ density), minimum 25 mm deep. Minimum separation between penetration seals of 30 mm.

Construction details:



Configuration 1

Configuration 2

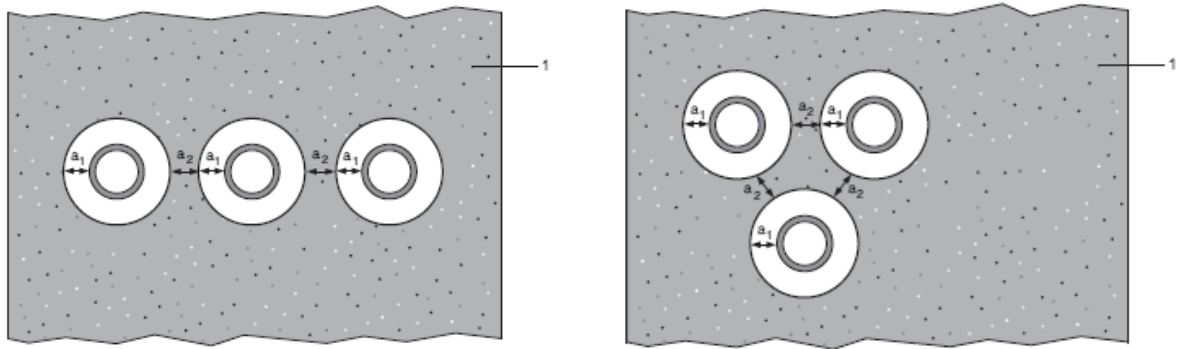
Ytelseserklæring
SikaSeal-623 Fire+

54864880
2021.12 , ver. 1
1549

FOR NÆRMERE INFORMASJON:

Sika Norge AS
Sanitetsveien 1,
NO-2013 SKJETTEN, Norge

tlf. +47 67 06 79 00
www.sika.no



Key

1 Supporting construction

a₁ Pipe / edge of seal separation (annular space)

a₂ Separation between penetration seals

A.4.1.1

Services	Seal & Backing width	Permitted configuration for seal separation	Classification
PVC-U pipe according to EN 1329-1, EN 1452-2 and EN 1453-1, PVC-C according to EN 1566-1	10-30 mm	1 & 2	EI 240 U/U, EI 240 C/U, EI 240 U/C, EI 240 C/C
Diameter 40 mm, wall thickness 1.8 – 3.7 mm		1 & 2	EI 90 C/U, EI 90 C/C
Diameter 40 mm, wall thickness 1.8 – 3.7 mm to diameter 110 mm, wall thickness 2.7-6.6 mm	10-30 mm	1 & 2	EI 60 U/U, EI 60 C/U, EI 60 U/C, EI 60 C/C
PE pipe according to EN 1519-1, EN 12201-2 and EN 12006-1, ABS according to EN 1455-1 and pipes made from SAN+PVC according to EN 1565-1		1 & 2	EI 60 U/C, EI 60 C/C
Diameter 40 mm, wall thickness 2.4-3.7 mm		1 & 2	EI 90 U/C, EI 90 C/C
Diameter 40, wall thickness 2.4-3.7 mm to diameter 110 mm, wall thickness 4.3-10 mm		1 & 2	EI 60 U/U, EI 60 C/U, EI 60 U/C, EI 60 C/C
Diameter 110 mm, wall thickness 4.3-10 mm	10-30 mm	1 & 2	EI 60 U/C, EI 60 C/C
Diameter 110 mm, wall thickness 10 mm			

Ytelseserklæring
SikaSeal-623 Fire+

54864880
2021.12 , ver. 1
1549

FOR NÆRMERE INFORMASJON:

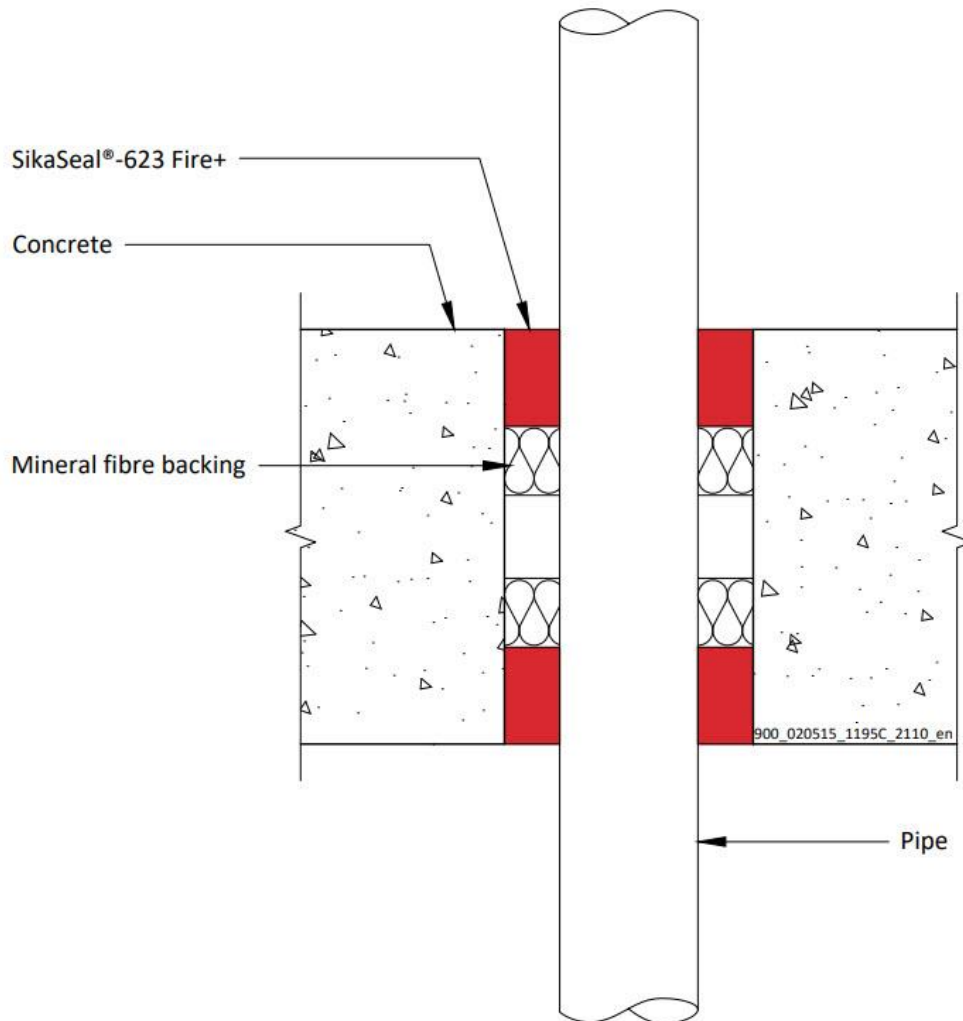
Sika Norge AS
Sanitetsveien 1,
NO-2013 SKJETTEN, Norge

tlf. +47 67 06 79 00
www.sika.no

A.4.2 Penetration seals, surface mounted in concrete floors

Penetration Seal: Combustible pipes sealed with SikaSeal-623 Fire+, minimum 35 mm deep to both sides of the floor backed with Mineral Bio Wool (128kg/m³ density), minimum 25 mm deep. Minimum separation between penetration seals of 30 mm.

Construction details:



A.4.2.1

Services	Seal & Backing width (a1)	Classification
PVC-U pipe according to EN 1329-1, EN 1452-2 and EN 1453-1, PVC-C according to EN 1566-1		
Maximum 160 mm diameter, wall thickness 4.0-9.5mm	10-30 mm	EI 60 U/C
PE pipe according to EN 1519-1, EN 12201-2 and EN 12006-1, ABS according to EN 1455-1 and pipes made from SAN+PVC according to EN 1565-1		

Ytelseserklæring
SikaSeal-623 Fire+

54864880
2021.12 , ver. 1
1549

FOR NÆRMERE INFORMASJON:

Sika Norge AS
Sanitetsveien 1,
NO-2013 SKJETTEN, Norge

tlf. +47 67 06 79 00
www.sika.no

Maximum 160 mm diameter, wall thickness 4.9-14.6 mm	10-30 mm	EI 30 U/C
Maximum 160 mm diameter, wall thickness 14.6 mm	10-30 mm	EI 60 U/C

Ytelseserklæring
SikaSeal-623 Fire+

54864880
2021.12 , ver. 1
1549

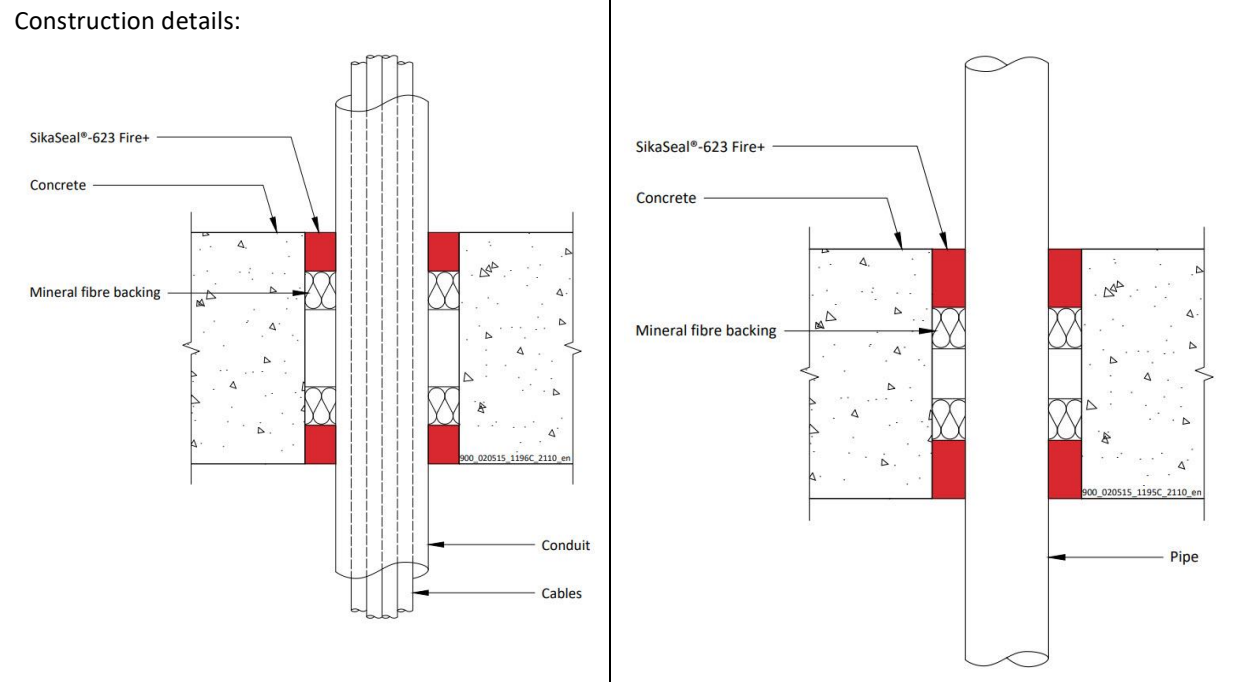
**FOR NÆRMERE
INFORMASJON:**

Sika Norge AS
Sanitetsveien 1,
NO-2013 SKJETTEN, Norge

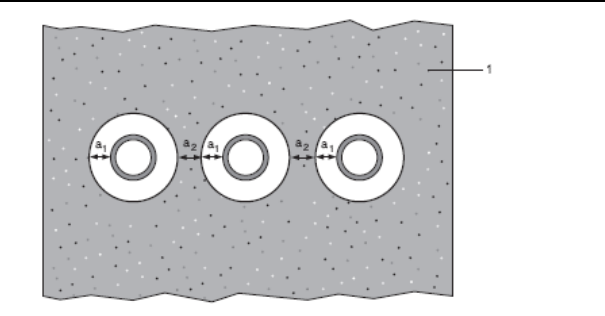
tlf. +47 67 06 79 00
www.sika.no

A.4.3 Penetration seals, surfaces mounted in concrete floors

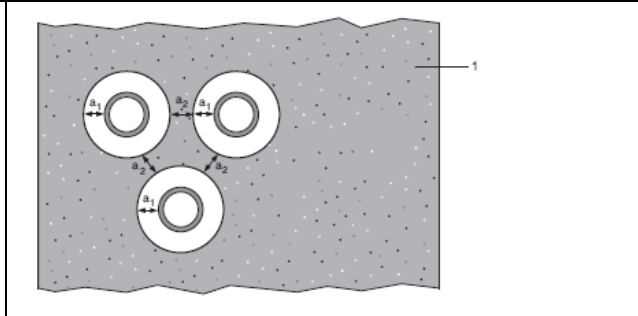
Penetration Seal: Combustible pipes sealed with SikaSeal-623 Fire+, minimum 25 mm deep to both sides of the floor backed with Rock mineral wool (minimum 33kg/m³ density), minimum 25 mm deep. Minimum separation between penetration seals of 30 mm (a2).



Configuration 1



Configuration 2



Key
 1 Supporting construction
 a1 Pipe / edge of seal separation (annular space)
 a2 Separation between penetration seals

Ytelseserklæring
 SikaSeal-623 Fire+

54864880
 2021.12 , ver. 1
 1549

**FOR NÆRMERE
 INFORMASJON:**

Sika Norge AS
 Sanitetsveien 1,
 NO-2013 SKJETTEN, Norge

tlf. +47 67 06 79 00
 www.sika.no

A.4.3.1

Services	Seal width (a1)	Permitted configuration for seal separation	Classification
PVC-U pipe according to EN 1329-1, EN 1452-2 and EN 1453-1, PVC-C according to EN 1566-1 or PP pipe according to EN 1852-1: 2009 or DIN8077/8078			
Maximum diameter 110 mm, wall thickness 1.8-6.6 mm for PVC pipes, fully or partially filled conduits with cables up to 20 mm diameter	10-30 mm	1 & 2	EI 90 U/C
Maximum diameter 110 mm, wall thickness 2.7 mm for PP pipes, fully or partially filled conduits with cables up to 20 mm diameter	10-30 mm	1 & 2	EI 90 U/C
Maximum diameter 110 mm, wall thickness 1.8-6.3 mm for PP pipes, fully or partially filled conduits with cables up to 20 mm diameter	10-30 mm	1 & 2	EI 30 U/C
PE pipe according to EN 1519-1, EN 12201-2 and EN 12006-1, ABS according to EN 1455-1 and pipes made from SAN+PVC according to EN 1565-1			
Maximum diameter 110 mm, wall thickness 2.4-10 mm, fully or partially filled conduits with cables up to 20 mm diameter	10-30 mm	1 & 2	EI 60 U/C
PP pipe according to EN 1852-1: 2009 or DIN8077/8078			
Maximum 40 mm diameter, wall thickness 1.8 mm	10-30 mm	1 & 2	EI 120 C/C
Maximum 110 mm diameter, wall thickness 1.8-6.3 mm	10-30 mm	1 & 2	EI 30 U/C

Ytelseserklæring
SikaSeal-623 Fire+

54864880
2021.12 , ver. 1
1549

FOR NÆRMERE INFORMASJON:

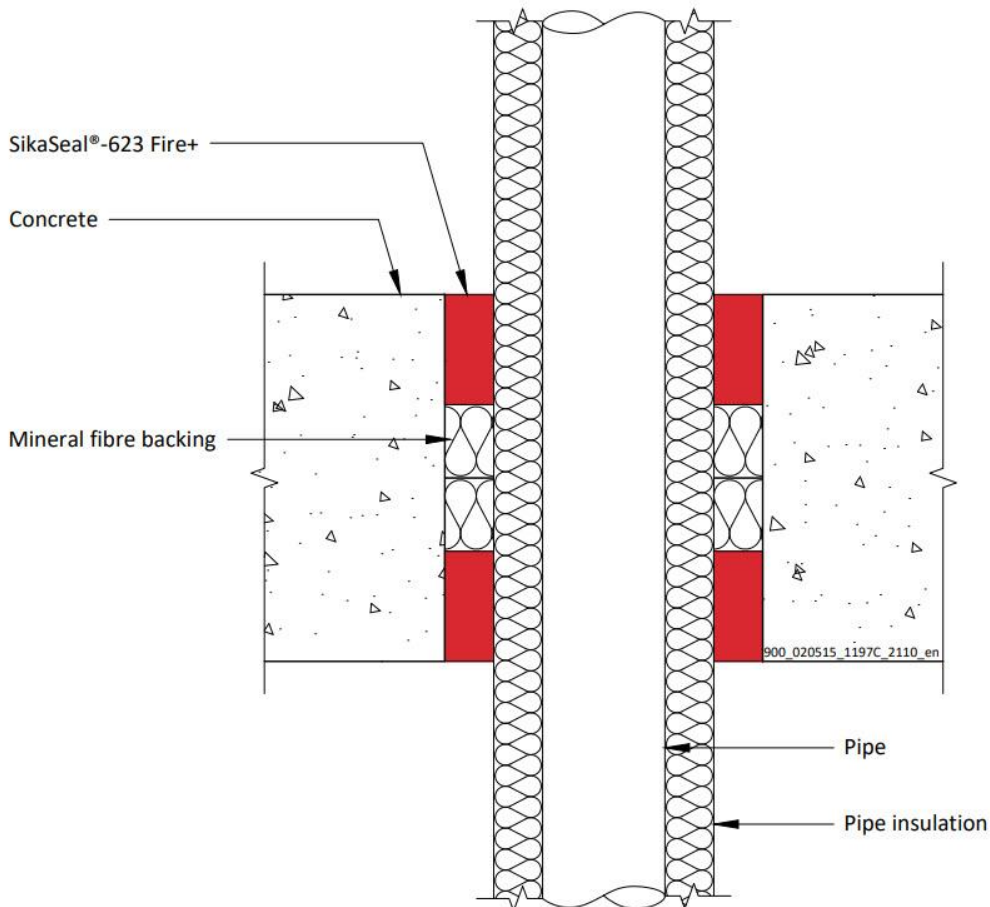
Sika Norge AS
Sanitetsveien 1,
NO-2013 SKJETTEN, Norge

tlf. +47 67 06 79 00
www.sika.no

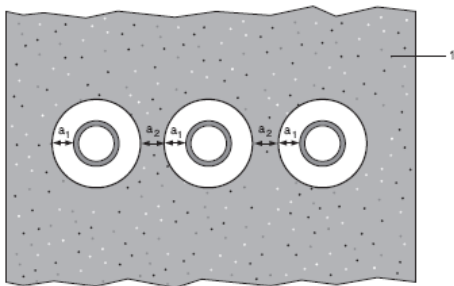
A.4.4 Penetration seals, surface mounted in concrete floors

Penetration Seal: Metallic pipes insulated with Elastomeric insulation minimum class B-s3, d0, Continuous Sustained (CS), sealed with SikaSeal-623 Fire+, minimum 45 mm deep to both sides of the floor and backed with Mineral Bio Wool (128kg/m³ density), minimum 30 mm deep. Minimum separation between penetration seals of 30 mm (a2).

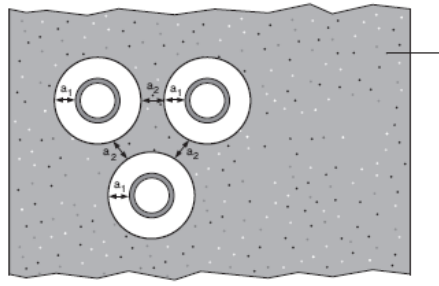
Construction details:



Configuration 1



Configuration 2



Key

Ytelseserklæring
SikaSeal-623 Fire+

54864880
2021.12 , ver. 1
1549

**FOR NÆRMERE
INFORMASJON:**

Sika Norge AS
Sanitetsveien 1,
NO-2013 SKJETTEN, Norge

tlf. +47 67 06 79 00
www.sika.no

1 Supporting construction
a1 Pipe / edge of seal separation (annular space)
a2 Separation between penetration seals

Ytelseserklæring
SikaSeal-623 Fire+

54864880
2021.12 , ver. 1
1549

**FOR NÆRMERE
INFORMASJON:**

Sika Norge AS
Sanitetsveien 1,
NO-2013 SKJETTEN, Norge

tlf. +47 67 06 79 00
www.sika.no

A.4.4.1

Services	Seal & backing material width (a1)	Permitted configuration for seal separation	Insulation CS	Classification
Mild or stainless steel pipe, with Elastomeric insulation minimum class B-s3, d0				
Maximum 324 mm diameter, wall thickness 1.0-14.2 mm	10-30 mm	1 & 2	25-50 mm Elastomeric insulation minimum class B-s3, d0	EI 60 C/U
Maximum 324 mm diameter, wall thickness 6.35-14.2 mm	10-30 mm	1 & 2	50 mm Elastomeric insulation minimum class B-s3, d0	EI 120 C/U

Ytelseserklæring
SikaSeal-623 Fire+

54864880
2021.12 , ver. 1
1549

FOR NÆRMERE INFORMASJON:

Sika Norge AS
Sanitetsveien 1,
NO-2013 SKJETTEN, Norge

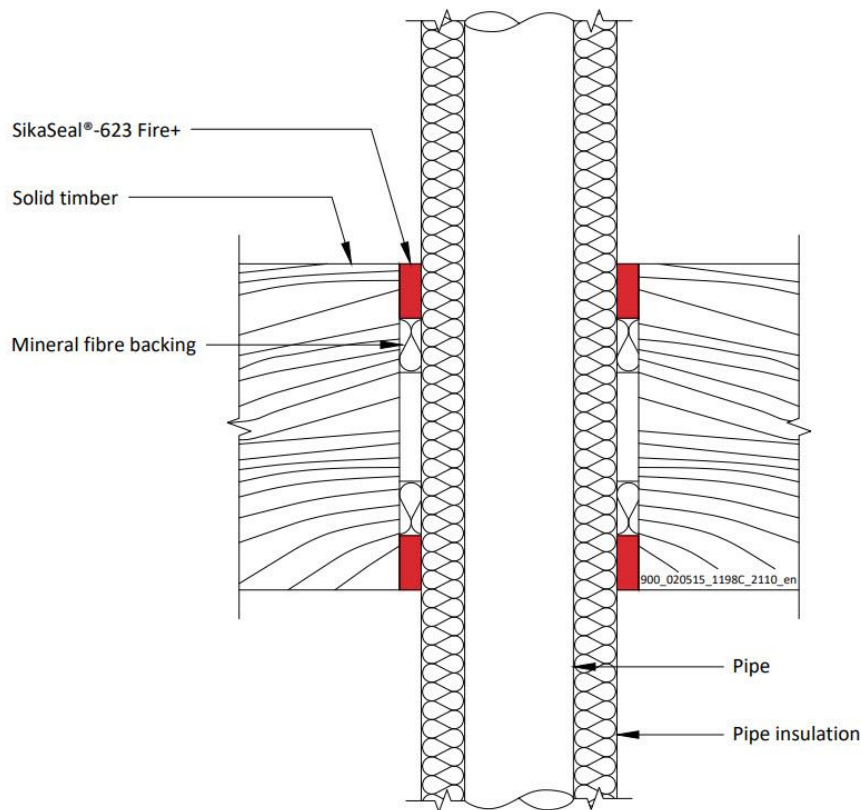
tlf. +47 67 06 79 00
www.sika.no

A.5 Timber floor constructions with floor thickness of minimum 150 mm

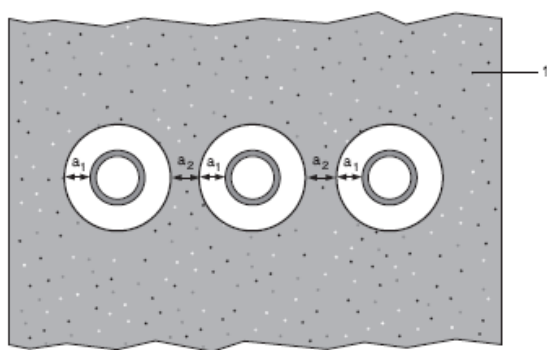
A.5.1 Pipe penetration seals, in timber floors

Penetration Seal: Metallic pipes insulated with Elastomeric insulation minimum class D-s3,d0, Continuous Sustained (CS), sealed with SikaSeal-623 Fire+, minimum 25 mm deep to both sides of the floor and backed with Stonewool (minimum 33kg/m³ density), minimum 25 mm deep. Minimum separation between penetration seals of 0 mm (a₂).

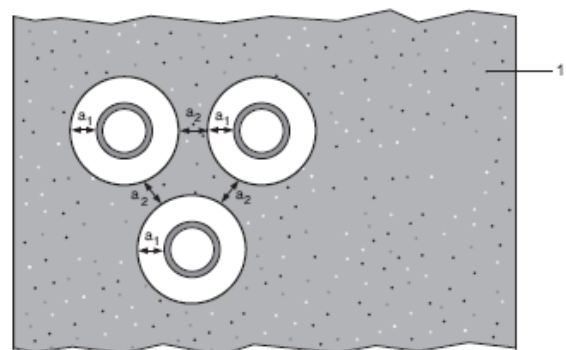
Construction details:



Configuration 1



Configuration 2



Key

Ytelseserklæring
SikaSeal-623 Fire+

54864880
2021.12 , ver. 1
1549

**FOR NÆRMERE
INFORMASJON:**

Sika Norge AS
Sanitetsveien 1,
NO-2013 SKJETTEN, Norge

tlf. +47 67 06 79 00
www.sika.no

1 Supporting construction
a₁ Pipe / edge of seal separation (annular space)
a₂ Separation between penetration seals

A.5.1.1

Services	Seal & backing material width (a ₁)	Permitted configuration for seal separation	Insulation CS	Classification
Copper, mild or stainless steel pipe				
Diameter 12 mm, wall thickness 0.7	10 mm	1	9 mm Elastomeric insulation minimum class D-s3, d0	EI 120 C/C
Diameter 12-54 mm, wall thickness*				E 120 C/C, EI 45 C/C
Diameter 12-54 mm, wall thickness*			10-25 mm Elastomeric insulation minimum class D-s3, d0	E 120 C/C, EI 30 C/C
Mild or stainless steel pipe, with Elastomeric insulation minimum class D-s3, d0				
Diameter 12-114 mm, wall thickness*	10 mm	1	9-24 mm Elastomeric insulation minimum class D-s3, d0	E 120 C/C, EI 45 C/C
Diameter 12-114 mm, wall thickness*			25 mm Elastomeric insulation minimum class D-s3, d0	E 120 C/C, EI 60 C/C
Diameter 114 mm, wall thickness 1.5-14.2			9-25 mm Elastomeric insulation minimum class D-s3, d0	E 120 C/U, EI 45 C/U
Diameter 114 mm, wall thickness 1.5-14.2			25 mm Elastomeric insulation minimum class D-s3, d0	E 120 C/U, EI 60 C/U
Alupex pipe, with Elastomeric insulation minimum class D-s3, d0				
Diameter 16 mm, wall thickness 2.25	10 mm	1	9 mm Elastomeric insulation minimum class D-s3, d0	EI 120 C/C
Diameter 16-75 mm, wall thickness*			9-24 mm Elastomeric insulation minimum class D-s3, d0	E 120 C/C, EI 60 C/C
Diameter 16-75 mm, wall thickness*			25 mm Elastomeric insulation minimum class D-s3, d0	E 120 C/C, EI 90 C/C

*See below graph for interpolation pipe sizes

Ytelseserklæring
SikaSeal-623 Fire+

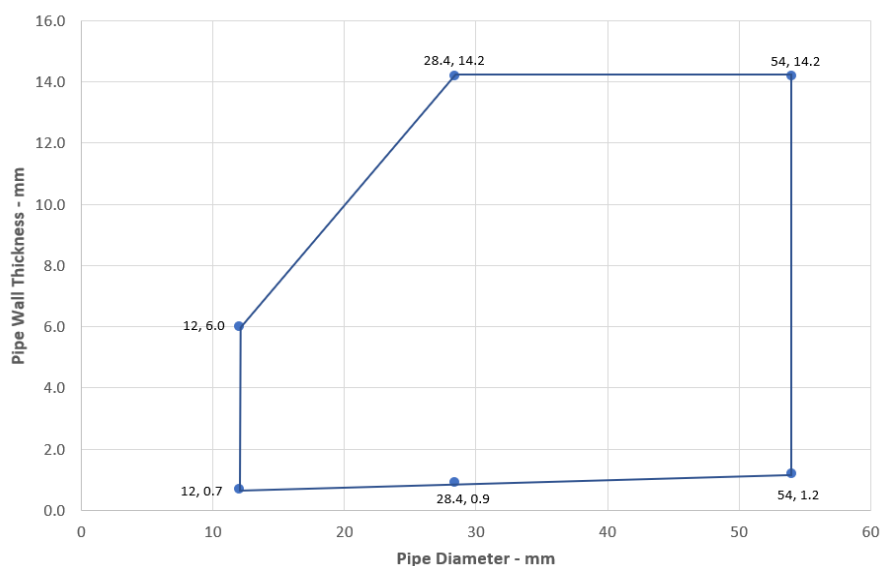
54864880
2021.12 , ver. 1
1549

FOR NÆRMERE INFORMASJON:

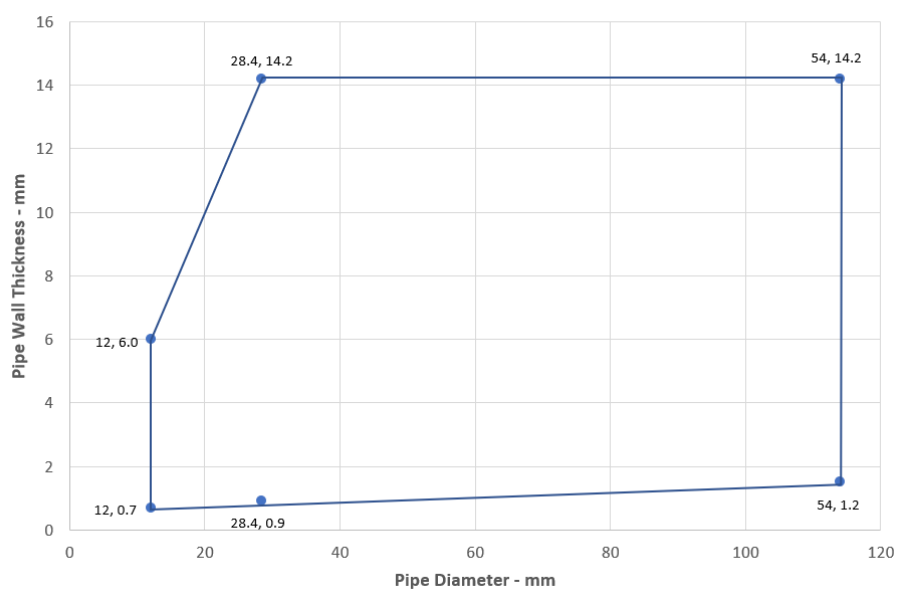
Sika Norge AS
Sanitetsveien 1,
NO-2013 SKJETTEN, Norge

tlf. +47 67 06 79 00
www.sika.no

Copper or Steel Pipes with Elastomeric Insulation - C/C



Steel Pipes with Elastomeric Insulation - C/C



Ytelseserklæring
SikaSeal-623 Fire+

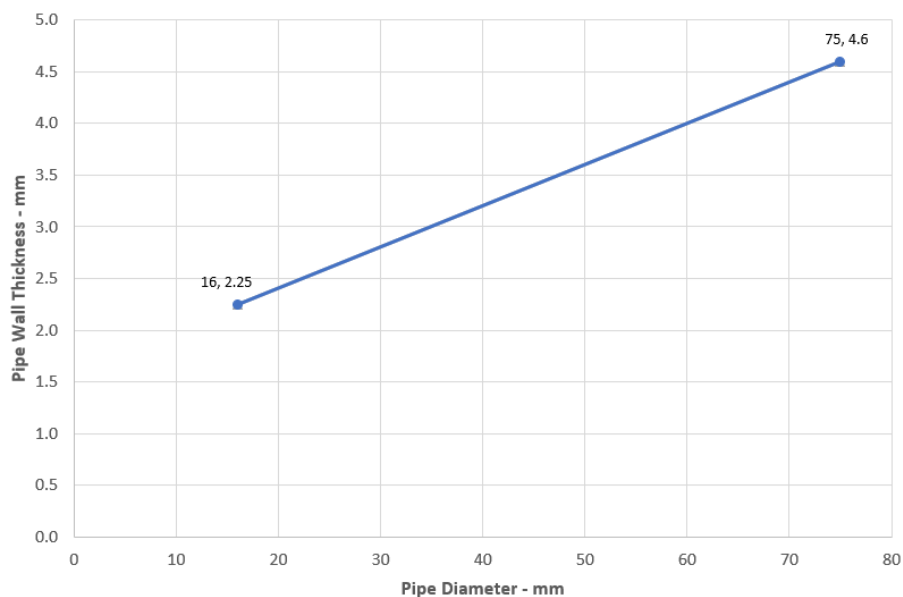
54864880
2021.12 , ver. 1
1549

FOR NÆRMERE INFORMASJON:

Sika Norge AS
Sanitetsveien 1,
NO-2013 SKJETTEN, Norge

tlf. +47 67 06 79 00
www.sika.no

Alupex Pipes with Elastomeric Insulation - C/C



Ytelseserklæring
SikaSeal-623 Fire+

54864880
2021.12 , ver. 1
1549

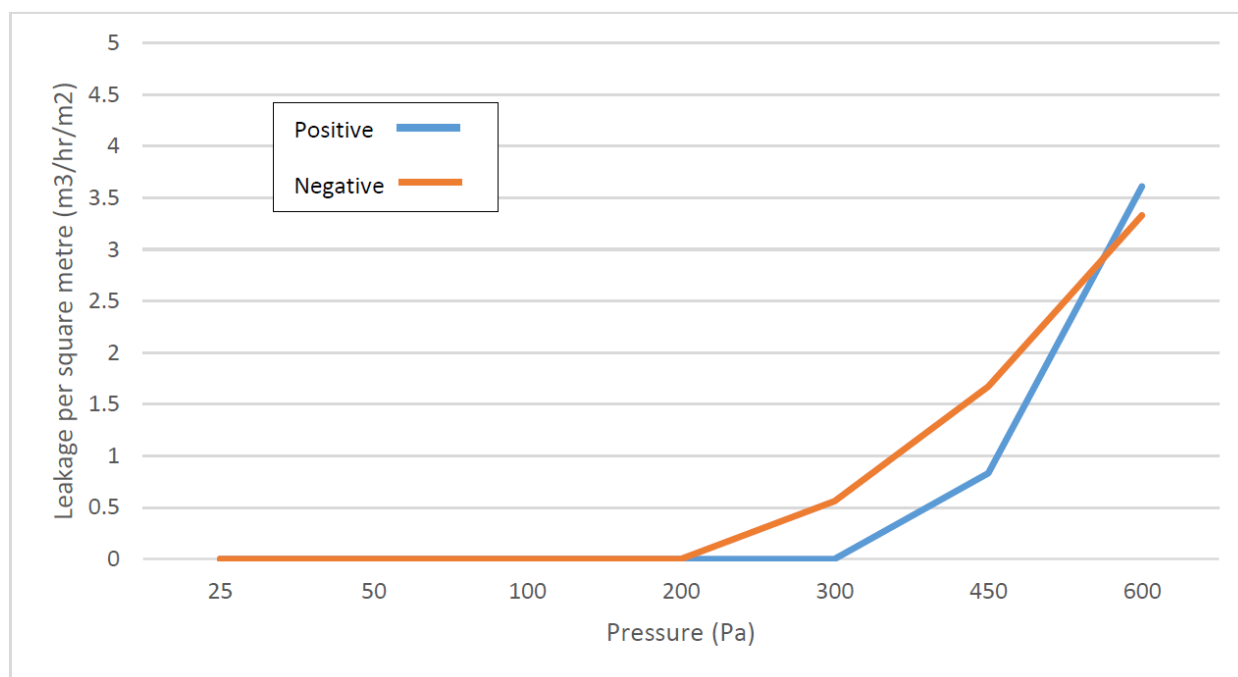
FOR NÆRMERE INFORMASJON:

Sika Norge AS
Sanitetsveien 1,
NO-2013 SKJETTEN, Norge

tlf. +47 67 06 79 00
www.sika.no

ANNEX B – AIR PERMEABILITY – SIKASEAL-623 FIRE+

Product tested	25mm deep x 30mm wide SikaSeal-623 Fire+		
Summary of testing procedure		Result	
	Pressure (Pa)	Leakage (m ³ /h)	Leakage (m ³ /m ² /h)
Results under negative chamber pressure	25	0.00	0.00
	50	0.00	0.00
	100	0.00	0.00
	200	0.00	0.00
	300	0.02	0.56
	450	0.06	1.67
	600	0.12	3.33
Results under positive chamber pressure	25	0.00	0.00
	50	0.00	0.00
	100	0.00	0.00
	200	0.00	0.00
	300	0.00	0.00
	450	0.03	0.83
	600	0.13	3.61



EAD 350454-00-1104:2017

Notified Body 2531

Fire Stopping and Sealing Product: Penetration Seals

Ytelseserklæring
SikaSeal-623 Fire+

54864880
2021.12 , ver. 1
1549

**FOR NÆRMERE
INFORMASJON:**

Sika Norge AS
Sanitetsveien 1,
NO-2013 SKJETTEN, Norge

tlf. +47 67 06 79 00
www.sika.no

<http://dop.sika.com>

Ytelseserklæring
SikaSeal-623 Fire+

54864880
2021.12 , ver. 1
1549

**FOR NÆRMERE
INFORMASJON:**

Sika Norge AS
Sanitetsveien 1,
NO-2013 SKJETTEN, Norge

tlf. +47 67 06 79 00
www.sika.no



CE-ETIKETT

 21
Sika Services AG, Zurich, Switzerland
54864880
For details see accompanying documents
EAD 350454-00-1104:2017
Notified Body 2531
Fire Stopping and Sealing Product: Penetration Seals

<http://dop.sika.com>

HELSE, MILJØ OG SIKKERHETS INFORMASJON (REACH)

Brukere skal alltid forholde seg til sist oppdaterte versjon av produktdatablad og HMS-datablad for det aktuelle produktet. Kopier av gjeldende versjoner finnes på Sika Norges nettsider: www.sika.no.

PRODUKTANSVAR

Denne informasjonen og i særdeleshet anbefalingene i forbindelse med anvendelse av Sika-produkter er gitt i god tro, basert på Sikas inneværende kunnskap og erfaring med produktene når de er riktig lagret, behandlet og anvendt under normale forhold. I praksis vil forskjellene i materialer, underlag og lokale forhold være av en slik karakter at verken denne informasjonen, andre skriftlige anbefalinger eller noen annen form for råd kan innebære noen garanti med hensyn til det bearbejdede produktets omsetnings-potensial eller egnethet for et bestemt formål, ei heller noen annen form for juridisk ansvar. Tredjeparts eiendomsrett må respekteres. Enhver ordre aksepteres i henhold til Sikas gjeldende salgs- og leverings-betingelser. Brukere skal alltid forholde seg til sist oppdaterte versjon av produktdatablad og HMS-datablad for det aktuelle produktet. Kopier av gjeldende versjoner finnes på Sika Norges nettsider.

Ytelseserklæring
SikaSeal-623 Fire+

54864880
2021.12 , ver. 1
1549

FOR NÆRMERE INFORMASJON:

Sika Norge AS
Sanitetsveien 1,
NO-2013 SKJETTEN, Norge

tlf. +47 67 06 79 00
www.sika.no