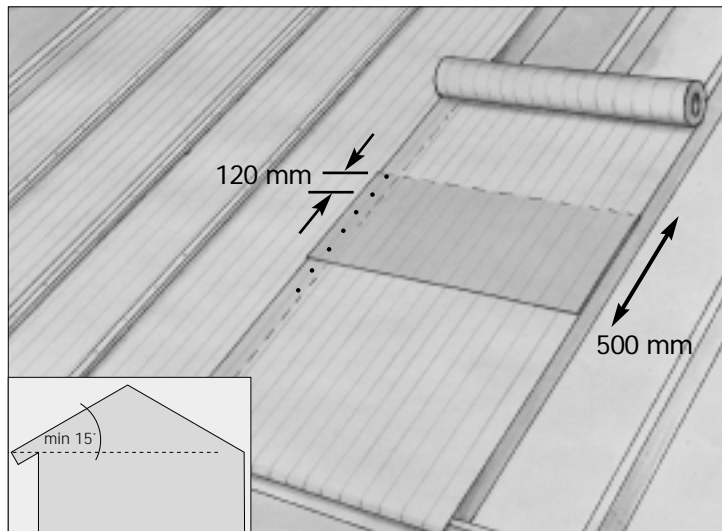
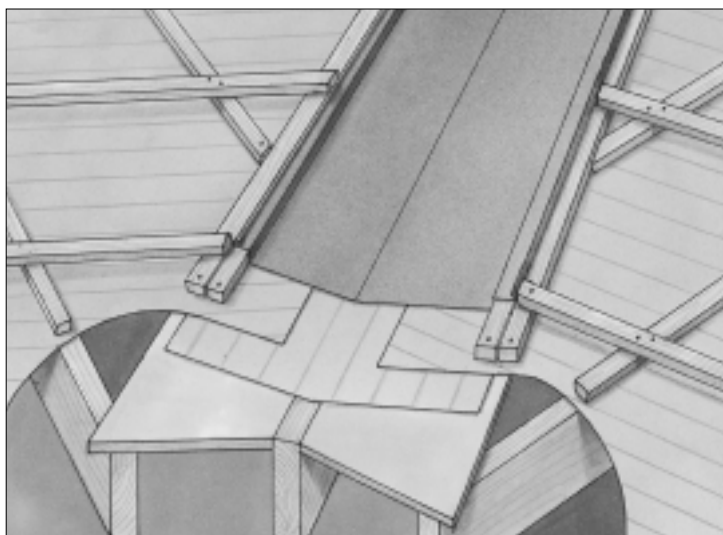


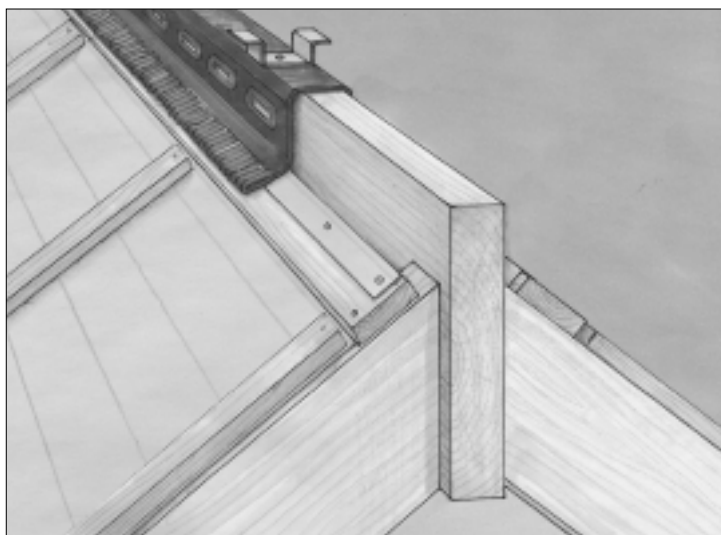
- (N) 1. Horizontal montering.
- (GB) 1. Laying across roof trusses.



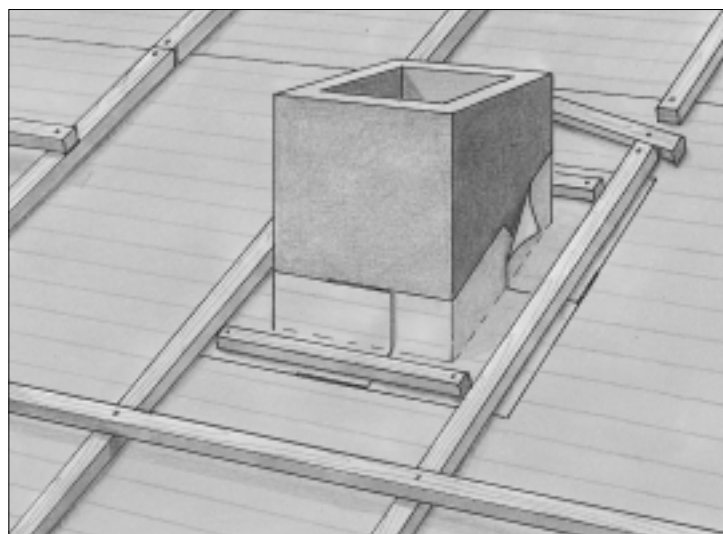
- (N) 2. Vertikal montering. Forutsatt sperreavstand  $c/c$  600 mm.
- (GB) 2. Laying parallel to roof trusses,  $c/c$  600 mm.



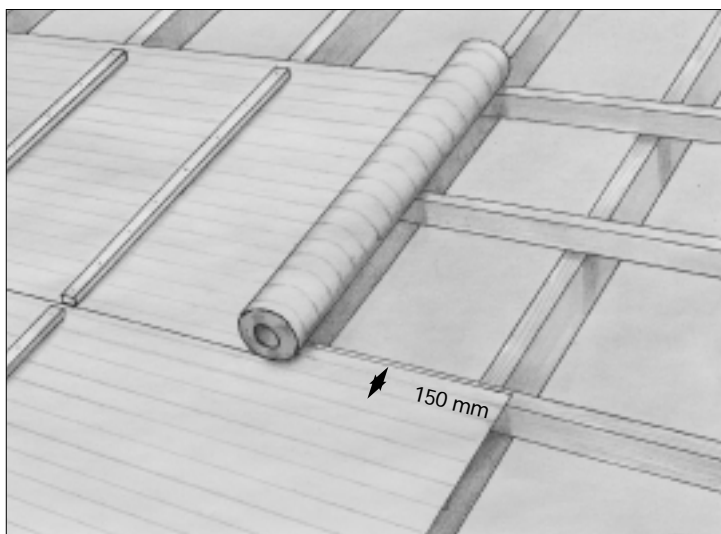
- (N) 3. Kilrenne.
- (GB) 3. Valley.



- (N) 4. Møne med lufting. Benytt mønelufterbånd eller tilsvarende tilpasset den valgte primærtekkingen.
- (GB) 4. Ridge with venting.



- (N) 5. Pipe og gjennomføringer. Husk utvekslinger rundt gjennomføringer som understøttelse. Gjennomføringsbeslaget forsegles til undertaket.
- (GB) 5. Chimney and services.



- (N) 6. Legging langs åser. Overlapp må ha understøttelse av en ås.
- (GB) 6. Laying along roof beams.