


# Angle brace WS 31-45°

Angle brace for stable constructions

2b



Cable tray on cantilever construction



Ventilating pipe fixing at the wall

## Applications

- Angle brace to construct self- supporting channel constructions with FLS channels or ALK cantilever arms.

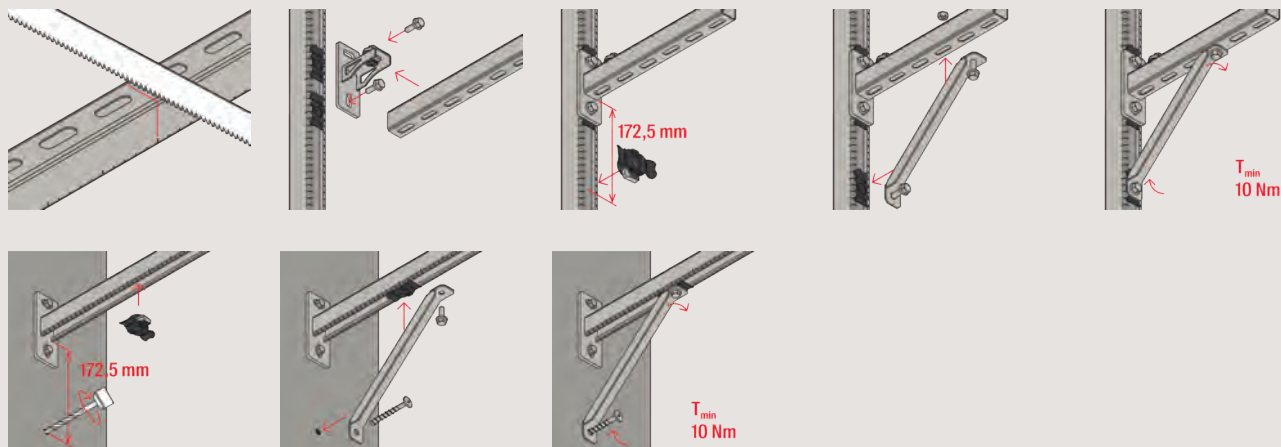
## Advantages/Benefits

- The stable angle brace element WS 31-45° lends the supporting structure a great stability and safety.
- The size of the angle brace element guarantees a secure connection with ALK cantilever arms and FLS channels by it's fitting accuracy.
- The standardised long slots in the angle brace enable an exact connection to ALK cantilever arms or FLS channels by using FSM Clix P and a screw.

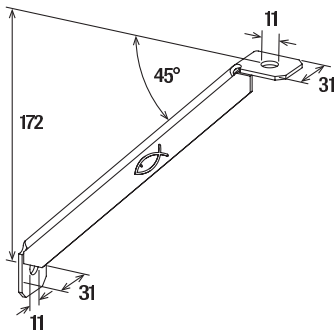
## Properties

- Material: steel S235 JR (material no.: 1.0037) acc. to DIN EN 10025
- Zinc plating: electro zinc-plated, min. 5 µm acc. DIN EN ISO 4042

## Installation WS 31-45°



## Technical data



WS 31-45°

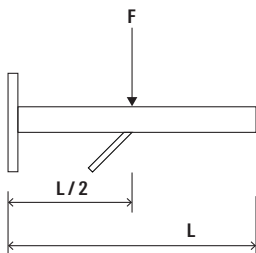
Item	Item No.	Eye-Ø D [mm]	Sales unit [pcs]
WS 31-45°	538749	11	10

## Loads

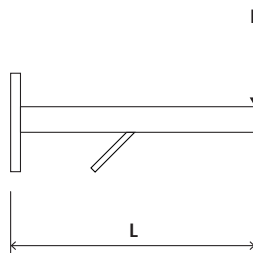
Item	Item No.	Max. recommended static load load case 1a [kN]	Max. recommended static load load case 2a [kN]	Max. recommended static load load case 3a [kN]
ALK 17-200	538738	1.03	1.03	1.03
ALK 17-300	538739	1.52	0.45	1.52
ALK 30-200	538740	2.52	1.40	2.52
ALK 30-300	538741	1.78	0.89	1.78
ALK 30-450	538742	1.16	0.47	1.16
ALK 37-300	538743	1.78	0.89	1.78
ALK 37-450	538744	1.16	0.59	1.16
ALK 37-600	538745	0.89	0.45	0.89

Note: Loads are valid for fixing to wall with adequate carrying capacity. Fixing of the cantilever arm and the angle brace to the wall by anchor (e.g. FAZ II, FBS 8). Fixing of the angle brace to the cantilever profile by FSM Clix P 10, tightening torque 12 Nm. Fixing of the angle brace to the long slot of the cantilever profile by screw and nut M10, tightening torque 20 Nm.

### Load case 1



### Load case 2



### Load case 3

