

ENVIRONMENTAL PRODUCT DECLARATION

as per ISO 14025 and EN 15804+A2

Owner of the Declaration	EJOT SE & Co. KG
Publisher	Institut Bauen und Umwelt e.V. (IBU)
Programme holder	Institut Bauen und Umwelt e.V. (IBU)
Declaration number	EPD-EJO-20250498-IBC1-EN
Issue date	09/01/2026
Valid to	08/01/2031


EJOT BA-V Plus and BA-F Plus / Sormat S-KA+ and S-KAK+ EJOT SE & Co. KG

www.ibu-epd.com | <https://epd-online.com>



ECO PLATFORM

EPD
VERIFIED



1. General Information

EJOT SE & Co. KG

Programme holder

IBU – Institut Bauen und Umwelt e.V.
Hegelplatz 1
10117 Berlin
Germany

Declaration number

EPD-EJO-20250498-IBC1-EN

This declaration is based on the product category rules:

Screws, 01/06/2023
(PCR checked and approved by the SVR)

Issue date

09/01/2026

Valid to

08/01/2031



Dipl.-Ing. Hans Peters
(Chairman of Institut Bauen und Umwelt e.V.)



Florian Pronold
(Managing Director Institut Bauen und Umwelt e.V.)

EJOT BA-V Plus and BA-F Plus / Sormat S-KA+ and S-KAK+

Owner of the declaration

EJOT SE & Co. KG
In der Stockwiese 35
57334 Bad Laasphe
Germany

Declared product / declared unit

1 kg carbon steel through bolts EJOT BA-V Plus and BA-F Plus / Sormat S-KA+ and S-KAK+

Scope:


This EPD refers to 1 kg of through bolts EJOT BA-V Plus and BA-F Plus / Sormat S-KA+ and S-KAK+ made of carbon steel manufactured at EJOT Sormat Oy, Masku, Finland. It represents the weighted average of that product group.

The owner of the declaration shall be liable for the underlying information and evidence; the IBU shall not be liable with respect to manufacturer information, life cycle assessment data and evidences.

The EPD was created according to the specifications of EN 15804+A2. In the following, the standard will be simplified as *EN 15804*.

Verification

The standard EN 15804 serves as the core PCR	
Independent verification of the declaration and data according to ISO 14025:2011	
<input type="checkbox"/>	internally
<input checked="" type="checkbox"/>	externally



Manfred Russ,
(Independent verifier)

2. Product

2.1 Product description/Product definition

EJOT BA-V Plus/BA-F Plus and SORMAT S-KA+/S-KAK+ through bolts are fastening solutions for the connection of metal and wooden constructions onto concrete (facade, ceiling and floor). They are installed into a drilled hole and anchored by torque-controlled expansion.

They meet high requirements for load-bearing capacity and safety. The broad range of applications and the scope of dimensions make these anchors an all-rounder for fastening metal base plates or wooden beams onto concrete.

Application range

- > For embedment in cracked and non-cracked concrete
- > BA-V Plus / S-KA+: Dry internal conditions
- > BA-F Plus / S-KAK+: Indoor or outdoor in concrete subject to dry internal conditions and to external atmospheric condition C1- CX according to EAD-330232
- > For fixing medium to heavy fixtures
- > For pre-, push-through and distance installations

For the placing of the product on the market in the European Union/European Free Trade Association /EU/EFTA) (except Switzerland) the *Regulation (EU) No. 305/2011 (CPR)* applies. The product needs a declaration of performance taking into consideration:

ETA-16/0934 acc. to *EAD 330232*
'Torque controlled expansion anchor for use in concrete'

For the application and use the respective national provisions apply.

2.2 Application

Anchorage subjected to:

- Static // quasi static
- Seismic load
- Fire exposure

Base materials:

- Cracked and non-cracked concrete
- Reinforced and unreinforced normal weight concrete according to *EN 206*

2.3 Technical Data

The technical performance of the through bolts covered by this Environmental Product Declaration is assessed according to: *EAD 330232: Mechanical fasteners for use in concrete*

The provisions of this EAD is based on an assumed working life of the through bolts of 50 years.

Basic work requirements for:

BWR1 - Mechanical resistance and stability
and
BWR 2 - Safety in case of fire
are listed in
ETA-16/0934; Annex C

Constructional data

The table shows the minimum and maximum values of the available through bolt range. Detailed values for each anchor size can be found in *ETA-16/0934*.

Name	Value	Unit
Usage category as per ETA	16/0934	-
Nominal diameter min. dnom	8	mm
Nominal diameter max. dnom	16	mm
Drill hole depth min. h1	47	mm
Effective embedment depth min. hef	35	mm

Performance data of the product in accordance with the declaration of performance with respect to its essential characteristics according to:

ETA-16/0934 'Torque controlled expansion anchor for use in concrete' acc. to EAD 330232.

2.4 Delivery status

Depending on the type of through bolt and customer requirements, the items are supplied as individual components. The packaging units vary in a range from 25 to 500 pcs.

2.5 Base materials/Ancillary materials

The main raw materials and primary products for the through bolts of EJOT SE & Co. KG is carbon steel.

1) 'This product/article/at least one partial article contains substances listed in the *candidate list* (date: 21.01.2025) exceeding 0.1 percentage by mass: no'

2) 'This product/article/at least one partial article contains other carcinogenic, mutagenic, reprotoxic (CMR) substances in categories 1A or 1B which are not on the candidate list, exceeding 0.1 percentage by mass: no'

3) 'Biocide products were added to this construction product or it has been treated with biocide products (this then concerns a treated product as defined by the *(EU) Ordinance on Biocide Products No. 528/2012*): no'

2.6 Manufacture

For the production of through bolts, the following manufacturing process is mainly used: The cold or hot extrusion process on a multi-stage press.

The raw material is delivered as wire wound on spools and is uncoiled and straightened in the upstream equipment. Modern cold or hot extrusion presses work in multiple stages, i.e. several operations are carried out in succession in one stroke, for example shearing of the blank, preforming of the bolt, final upsetting and reducing of the lower part. In the following process, the thread is produced by using a rolling machine. Between each of the operations, the parts are cleaned in an appropriately designed washing line. Finally, the surfaces of the through bolts are electroplated or hot-dip galvanized.

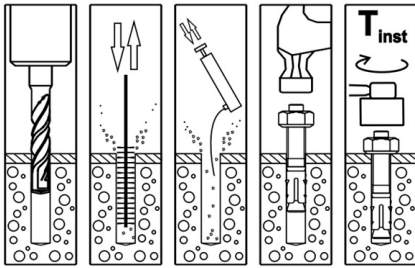
2.7 Environment and health during manufacturing

The steels and production materials used for the manufacture of through bolts are non-toxic and have no impact on humans and the environment or aquatic and terrestrial organisms. The vapours produced during the manufacturing process of the through bolts are removed from the production sites by appropriate filter systems and ventilation systems and cleaned by filter systems. Strict safety regulations apply in the EJOT production sites, e.g. wearing suitable work clothing as well as hearing protection. These preventive measures serve to minimise risks and prevent occupational accidents. Strict safety and risk reduction measures are observed in the EJOT production facilities. EJOT SE & Co. KG is certified according to *ISO 14001* environmental management systems (certificate - registration number 302825 UM).

2.8 Product processing/Installation

The installation of the through bolts must be carried out acc. to the provisions of *ETA-16/0934*; Annex B.

The setting process is shown as an example in the following figure:



1. Drill a hole according to the product data.
- 2.-3. Clean the hole using a metal brush and a blow-out pump.
4. Install anchor with a hammer or a setting tool.
5. Tighten the anchor to the specified installation torque.

2.9 Packaging

Cartons in the article and quantity-specific dimensions are used for packaging. Transport to the customer is stacked on wooden pallets that are reused as circulation pallets.

2.10 Condition of use

No material change is expected for the through bolts use.

2.11 Environment and health during use

No negative effects on the environment or human health are known from through bolts in the installed state.

2.12 Reference service life

The assumed service life of through bolts is 50 years according to *EAD 330232*. According to *ETA-16/0934*, no warranty claims can be derived from this service life. This information is only to be regarded as an aid to selecting the correct product with regard to the economically appropriate service life of the structure.

2.13 Extraordinary effects

Fire

Through bolts meet the requirements of fire resistance class A1

and may be classified in resistance class A1 without testing in accordance with *European Commission Decision 96/603/EC*. In the area of fire protection, the following building material class according to *EN 13501-1* is complied with:

Fire protection

Name	Value
Building material class	A1

Design under fire exposure is performed according to the design method given in *EN 1992-4*.

Characteristic resistances under tension loads in case of fire acc. to *ETA-16/0934*; Tables C3 and C4.

Water

Water usually has no effect on through bolts, as these are made of carbon steel with a surface coating (galvanisation).

Mechanical destruction

The mechanical destruction of through bolts has no impact on the environment.

2.14 Re-use phase

Through bolts cannot be removed from applications without causing damage. They can be recycled after the concrete structure has been dismantled. Direct reuse of previously used through bolts for structural and non-structural applications is prohibited.

2.15 Disposal

Through bolts can be disposed of separately (dismantling by destroying the concrete structure) or directly with the installed elements during demolition. These are fed into the recycling process in accordance with the applicable disposal guidelines. The waste code for through bolts made of carbon steel is *EWC 170405*.

2.16 Further information

Further information can be found at www.ejot.com or in the ETAs, approvals, standards and specialist rules and installation guidelines already mentioned.

3. LCA: Calculation rules

3.1 Declared Unit

The declared unit is 1 average kg of carbon steel through bolts EJOT BA-V Plus and BA-F Plus/Sormat S-KA+ and S-KAK+.

Declared unit and mass reference

Name	Value	Unit
Declared unit	1	kg
Gross density	7850	kg/m ³

3.2 System boundary

Type of the EPD: cradle to gate - with options

Module A1–A3

The product stage includes the provision of materials (steel and packaging materials) as well as the associated transportation to the manufacturing site. Furthermore, electric energy required for the manufacturing process as well as the treatment of production waste until the end-of-waste status is reached are accounted for.

For the environmental impact, the use of green electricity was calculated taking into account the residual electricity mix for the remaining electricity. The proportion of the electricity demand covered by green electricity in the total electricity demand is 100 %. GWP-total of the dataset used for electricity is 0.03 kg

CO₂eq/kWh.

Module A5

Module A5 includes the treatment of packaging materials until end-of-waste status is reached.

It is assumed that the associated impacts from installation are negligible, which means that no environmental impacts from the installation of the products are declared.

Modules C1–C4

Module C1 describes the expenses after the product's end of life for dismantling or demolition of the product from the building. It is assumed that the associated impacts are negligible, which means that no environmental impacts from the dismantling are declared.

Transport to waste treatment is considered in module C2.

Module C3 contains the necessary processes for waste treatment at the end of the product life cycle. Emissions for waste sorting are assigned to module C3. End-of-waste for steel scrap is assumed after transportation to and sorting at a recycling plant. Resulting substitution potentials for a next product system are accounted for in module D.

Module C4 describes the expenses for the disposal of the product or its components if material or energy recovery or reuse is not possible. Since material recycling is assumed, no

processes are modelled in module C4.

Module D

The output flows or secondary materials resulting from the waste treatment in A5 and C3, which can potentially serve as material input (recycling) for another product system, are declared in Module D.

3.3 Estimates and assumptions

For transport to waste processing (modules A3, A5 and C2), 100 km truck with 50 % utilisation was modelled.

Transport from to warehouse in Germany was modelled, using a combined route of truck and ship.

Recycled content was modelled according to the used background datasets.

3.4 Cut-off criteria

Wooden pallets were not considered. The impact is considered neglectable since they are reused multiple times.

It can be assumed that the cut-off criteria for considering the use of primary energy and mass according to *EN 15804+A2* (<1 % in each case, <5 % in total per declared module) were observed.

Capital goods are not considered.

3.5 Background data

For the background data, *Managed LCA Content* (Content Version 2024.2) was used.

3.6 Data quality

The primary data was provided by EJOT SE & Co. KG and checked for plausibility. The quality and representativeness of the foreground data collected can therefore be regarded as high.

The data quality of the background data used was rated as good in terms of technical, geographical and temporal representativeness. The majority of the background data used has the reference year 2023.

The potential environmental impacts result largely from the purchased materials and therefore the background data.

3.7 Period under review

Data was collected for the year 2023.

3.8 Geographic Representativeness

Land or region, in which the declared product system is manufactured, used or handled at the end of the product's lifespan: Europe

3.9 Allocation

Allocation of energy, auxiliary and operating materials used for individual products in a factory

Inputs could be clearly assigned to the products under consideration.

Allocation of co-production processes

Steel scrap from production (modules A1-A3) is treated as a co-product and the economic value is set to 0. Therefore, all impacts from production are assigned to the declared unit.

Allocation in the use of recycled and/or secondary raw materials

For the input of secondary material, the cut-off method is applied. Therefore, secondary materials enter the system under consideration without any environmental loads. This applies to steel and waste paper for cardboard production in modules A1-A3.

Allocation method for re-use, recycling and recovery

Waste processing of materials flows is modelled until the end-of-waste status is reached. The loads of waste processing are accounted for in the module where the waste occurs (A1-A3, A5 and C3).

Substitution potentials are declared in modules D. For materials only the net flows are considered to ensure consistency with the cut-off method.

3.10 Comparability

Basically, a comparison or an evaluation of EPD data is only possible if all the data sets to be compared were created according to *EN 15804* and the building context, respectively the product-specific characteristics of performance, are taken into account. For the background data, *Managed LCA Content* (Content Version 2024.2) was used.

4. LCA: Scenarios and additional technical information

Characteristic product properties of biogenic carbon

Information on describing the biogenic carbon content at factory gate

Name	Value	Unit
Biogenic carbon content in product	-	kg C
Biogenic carbon content in accompanying packaging	0.012	kg C

Note: 1 kg of biogenic carbon is equivalent to 44/12 kg of CO₂.

Assembly (A5)

Name	Value	Unit
Output substances following waste treatment on site	0.027	kg

End of life (C1-C4)

Name	Value	Unit
Collected separately waste type steel	1	kg
Recycling	1	kg

Reuse, recovery and/or recycling potentials (D), relevant scenario information

Name	Value	Unit
Net Scrap	0.214	kg

5. LCA: Results

DESCRIPTION OF THE SYSTEM BOUNDARY (X = INCLUDED IN LCA; MND = MODULE OR INDICATOR NOT DECLARED; MNR = MODULE NOT RELEVANT)

Product stage			Construction process stage		Use stage							End of life stage				Benefits and loads beyond the system boundaries
Raw material supply	Transport	Manufacturing	Transport from the gate to the site	Assembly	Use	Maintenance	Repair	Replacement	Refurbishment	Operational energy use	Operational water use	De-construction demolition	Transport	Waste processing	Disposal	Reuse-Recovery-Recycling-potential
A1	A2	A3	A4	A5	B1	B2	B3	B4	B5	B6	B7	C1	C2	C3	C4	D
X	X	X	MND	X	MND	MND	MNR	MNR	MNR	MND	MND	X	X	X	X	X

RESULTS OF THE LCA - ENVIRONMENTAL IMPACT according to EN 15804+A2: 1 kg EJOT BA-V Plus and BA-F Plus / Sormat S-KA+ and S-KAK+

Parameter	Unit	A1-A3	A5	C1	C2	C3	C4	D
GWP-total	kg CO ₂ eq	1.7E+00	4.19E-02	0	1.07E-02	1.46E-02	0	-3.72E-01
GWP-fossil	kg CO ₂ eq	1.74E+00	8.96E-04	0	1.05E-02	1.44E-02	0	-3.72E-01
GWP-biogenic	kg CO ₂ eq	-3.43E-02	4.1E-02	0	3.24E-05	1.09E-04	0	7.9E-05
GWP-luluc	kg CO ₂ eq	2.83E-03	1.08E-05	0	1.71E-04	9.02E-05	0	-4.95E-05
ODP	kg CFC11 eq	4.21E-11	5.58E-15	0	1.5E-15	2.04E-13	0	4.99E-13
AP	mol H ⁺ eq	4.88E-03	3.35E-06	0	4.34E-05	4.58E-05	0	-9.09E-04
EP-freshwater	kg P eq	4.86E-06	3.73E-09	0	4.35E-08	5.98E-08	0	-8.66E-08
EP-marine	kg N eq	1.56E-03	1.49E-06	0	2.06E-05	1.81E-05	0	-1.46E-04
EP-terrestrial	mol N eq	1.69E-02	1.65E-05	0	2.3E-04	1.99E-04	0	-1.31E-03
POCP	kg NMVOC eq	4.35E-03	3.11E-06	0	4.12E-05	4.1E-05	0	-5.93E-04
ADPE	kg Sb eq	2.99E-05	1.01E-10	0	8.88E-10	2.14E-09	0	-2.1E-06
ADPF	MJ	2.14E+01	1.35E-02	0	1.34E-01	2.58E-01	0	-3.7E+00
WDP	m ³ world eq deprived	1.41E-01	7.68E-05	0	1.58E-04	2.56E-03	0	-2.51E-02

GWP = Global warming potential; ODP = Depletion potential of the stratospheric ozone layer; AP = Acidification potential of land and water; EP = Eutrophication potential; POCP = Formation potential of tropospheric ozone photochemical oxidants; ADPE = Abiotic depletion potential for non-fossil resources; ADPF = Abiotic depletion potential for fossil resources; WDP = Water (user) deprivation potential

RESULTS OF THE LCA - INDICATORS TO DESCRIBE RESOURCE USE according to EN 15804+A2: 1 kg EJOT BA-V Plus and BA-F Plus / Sormat S-KA+ and S-KAK+

Parameter	Unit	A1-A3	A5	C1	C2	C3	C4	D
PERE	MJ	1.29E+01	5.34E-02	0	1.16E-02	1.42E-01	0	1.46E-01
PERM	MJ	4.9E-02	-4.9E-02	0	0	0	0	0
PERT	MJ	1.3E+01	4.39E-03	0	1.16E-02	1.42E-01	0	1.46E-01
PENRE	MJ	2.14E+01	3.15E-02	0	1.34E-01	2.58E-01	0	-3.7E+00
PENRM	MJ	1.8E-02	-1.8E-02	0	0	0	0	0
PENRT	MJ	2.14E+01	1.35E-02	0	1.34E-01	2.58E-01	0	-3.7E+00
SM	kg	8.1E-01	0	0	0	0	0	2.14E-01
RSF	MJ	0	0	0	0	0	0	0
NRSF	MJ	0	0	0	0	0	0	0
FW	m ³	7.11E-03	3.62E-06	0	1.29E-05	1.11E-04	0	-3.76E-02

PERE = Use of renewable primary energy excluding renewable primary energy resources used as raw materials; PERM = Use of renewable primary energy resources used as raw materials; PERT = Total use of renewable primary energy resources; PENRE = Use of non-renewable primary energy excluding non-renewable primary energy resources used as raw materials; PENRM = Use of non-renewable primary energy resources used as raw materials; PENRT = Total use of non-renewable primary energy resources; SM = Use of secondary material; RSF = Use of renewable secondary fuels; NRSF = Use of non-renewable secondary fuels; FW = Use of net fresh water

RESULTS OF THE LCA - WASTE CATEGORIES AND OUTPUT FLOWS according to EN 15804+A2: 1 kg EJOT BA-V Plus and BA-F Plus / Sormat S-KA+ and S-KAK+

Parameter	Unit	A1-A3	A5	C1	C2	C3	C4	D
HWD	kg	3.96E-07	7.66E-12	0	5.14E-12	2.74E-10	0	-2.76E-08
NHWD	kg	8.68E-02	5.56E-06	0	2.19E-05	1.66E-04	0	4.47E-02
RWD	kg	6.82E-04	8.27E-07	0	2.45E-07	3.02E-05	0	4.05E-07
CRU	kg	0	0	0	0	0	0	0
MFR	kg	0	2.7E-02	0	0	1E+00	0	0
MER	kg	0	0	0	0	0	0	0
EEE	MJ	0	0	0	0	0	0	0
EET	MJ	0	0	0	0	0	0	0

HWD = Hazardous waste disposed; NHWD = Non-hazardous waste disposed; RWD = Radioactive waste disposed; CRU = Components for re-use; MFR = Materials for recycling; MER = Materials for energy recovery; EEE = Exported electrical energy; EET = Exported thermal energy

**RESULTS OF THE LCA – additional impact categories according to EN 15804+A2-optional:
1 kg EJOT BA-V Plus and BA-F Plus / Sormat S-KA+ and S-KAK+**

Parameter	Unit	A1-A3	A5	C1	C2	C3	C4	D
PM	Disease incidence	ND	ND	ND	ND	ND	ND	ND
IR	kBq U235 eq	ND	ND	ND	ND	ND	ND	ND
ETP-fw	CTUe	ND	ND	ND	ND	ND	ND	ND
HTP-c	CTUh	ND	ND	ND	ND	ND	ND	ND
HTP-nc	CTUh	ND	ND	ND	ND	ND	ND	ND
SQP	SQP	ND	ND	ND	ND	ND	ND	ND

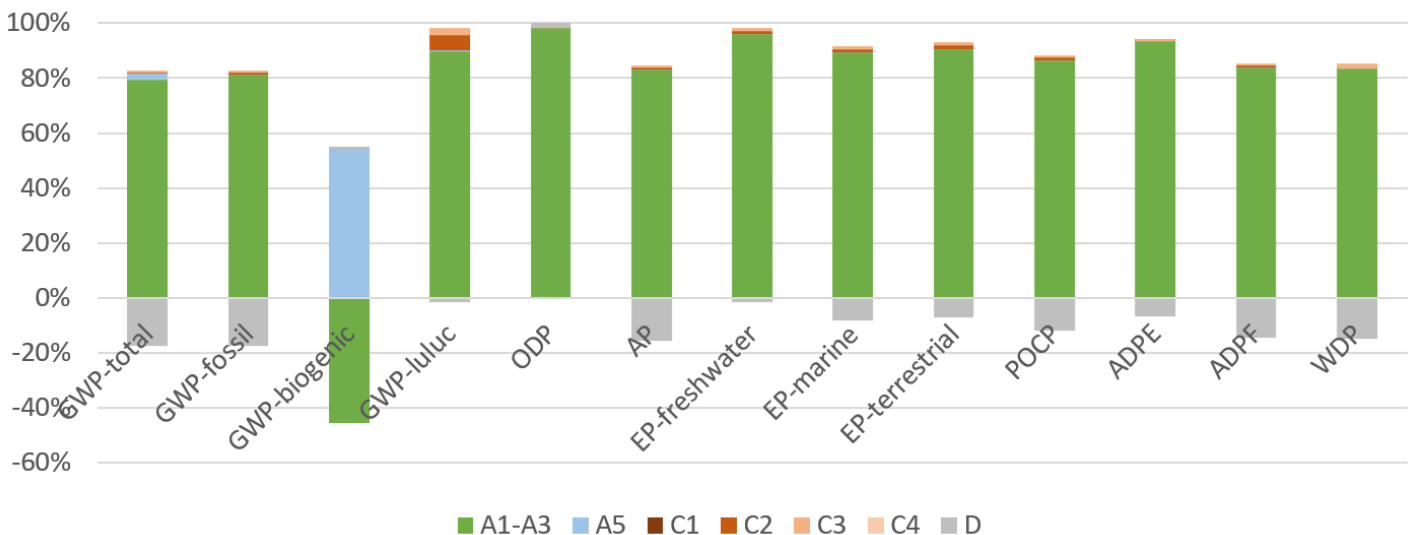
PM = Potential incidence of disease due to PM emissions; IR = Potential Human exposure efficiency relative to U235; ETP-fw = Potential comparative Toxic Unit for ecosystems; HTP-c = Potential comparative Toxic Unit for humans (cancerogenic); HTP-nc = Potential comparative Toxic Unit for humans (not cancerogenic); SQP = Potential soil quality index

Disclaimer – for the indicators 'abiotic depletion potential for non-fossil resources', 'abiotic depletion potential for fossil resources', 'water (user) deprivation potential, deprivation-weighted water consumption'. The results of this environmental impact indicator shall be used with care as the uncertainties on these results are high as there is limited experience with the indicator.

Note: The results for the optional additional impact categories according to EN 15804+A2 are not declared since uncertainties on these results are high.

6. LCA: Interpretation

Dominance analysis



The figure above shows the dominance analysis across the declared modules. It can be seen that the production phase (modules A1-A3) is dominant for most of the declared indicators.

Module A5 has a significant impact on the indicator GWP-biogenic since the biogenic carbon that is stored in the cardboard packaging is leaving the system in this module.

Within module A1-A3, the production of steel as raw material and steel components dominate the results of most of the environmental impact indicators, followed by surface treatment. Transportation is relevant for the indicator GWP-luluc and electricity for ODP.

No significant variability in the LCA results for different through bolts is to be expected.

7. Requisite evidence

Not relevant

8. References

Standards

EN 206

EN 206:2013+A2:2021, Concrete – Specification, performance, production and conformity.

EN 13501-1

EN 13501-1, Fire classification of construction products and building elements – Part 1: Classification using data from reaction to fire tests.

EN 15804

EN 15804:2012+A2:2019+AC:2021, Sustainability of construction works — Environmental Product Declarations — Core rules for the product category of construction products.

EN 1992-4

EN 1992-4, Eurocode 2 – Design of concrete structures – Part 4: Design of fastenings for use in concrete.

EAD 330232

EAD 330232, Mechanical fasteners for use in concrete.

ISO 14001

ISO 14001:2015, Environmental management systems – Requirements with guidance for use.

ISO 14025

EN ISO 14025:2011, Environmental labels and declarations — Type III environmental declarations — Principles and procedures.

ISO 14040

ISO 14040:2006, Environmental management — Life cycle assessment — Principles and framework.

ISO 14044

ISO 14044:2006, Environmental management — Life cycle assessment — Requirements and guidelines.

Further references**BWR 1**

BWR 1 – Mechanical resistance and stability.

BWR 2

BWR 2 – Safety in case of fire.

Candidate List

Candidate List of Substances of Very High Concern for Authorisation (ECHA Candidate List), dated 21.01.2025, published in accordance with Article 59(10) of the REACH Regulation. Helsinki: European Chemicals Agency.

ETA-16/0934

ETA-16/0934: Torque controlled expansion anchors for use in

concrete

EWC

European Waste Catalogue, Waste Catalogue Ordinance of 10 December 2001 (Federal Law Gazette I page 3379), which was last amended by Article 3 of the Ordinance of 17 July 2017 (Federal Law Gazette I page 2644).

European Commission Decision 96/603/EC

European Commission Decision 96/603/EC of 4 October 1996 establishing the list of products belonging to Classes A 'No contribution to fire' provided for in the decision 94/611/EC.

IBU 2022

Institut Bauen und Umwelt e.V.: General Instructions for the EPD programme of Institut Bauen und Umwelt e.V., Version 2.1. Berlin: Institut Bauen und Umwelt e.V., 2022. www.ibu-epd.com

Managed LCA Content

Managed LCA Content. Content Version 2024.2. Leinfelden-Echterdingen: Sphera Solutions GmbH.

PCR Part A

Product Category Rules for Building-Related Products and Services. Part A: Calculation rules for the life cycle assessment and requirements for the project report, Version 1.4. Berlin: Institut Bauen und Umwelt e.V. (ed.), 15.04.2024.

PCR: Screws

PCR guidance texts for building-related products and services. Part B: Requirements on the EPD for Screws. Berlin: Institut Bauen und Umwelt e.V. (ed.), PCR v8, 10.07.2023.

Regulation (EU) No. 305/2011 (CPR)

Regulation (EU) No 305/2011 of the European Parliament and of the Council of 9 March 2011 laying down harmonised conditions for the marketing of construction products and repealing Council Directive 89/106/EEC Text with EEA relevance

Regulation (EU) Ordinance on Biocide Products No. 528/2012

Regulation (EU) No 528/2012 of the European Parliament and of the Council of 22 May 2012 concerning the making available on the market and use of biocidal products Text with EEA relevance



Publisher

Institut Bauen und Umwelt e.V.
Hegelplatz 1
10117 Berlin
Germany

+49 (0)30 3087748- 0
info@ibu-epd.com
www.ibu-epd.com



Programme holder

Institut Bauen und Umwelt e.V.
Hegelplatz 1
10117 Berlin
Germany

+49 (0)30 3087748- 0
info@ibu-epd.com
www.ibu-epd.com



Author of the Life Cycle Assessment

brands & values GmbH
Hollerallee 14A
28209 Bremen
Germany

+49 421 70 90 84 33
info@brandsandvalues.com
www.brandsandvalues.com



Owner of the Declaration

EJOT SE & Co. KG
In der Stockwiese 35
57334 Bad Laasphe
Germany

+49 2752 9080
construction@ejot.com
www.ejot.de