

Environmental Product Declaration



In accordance with ISO 14025, EN 15804+A1 and EN 16810 for:

ICONIK heterogeneous vinyl flooring - TARKETT

Programme:	The International EPD® System www.environdec.com
Programme operator:	EPD International AB
EPD registration number:	S-P-01997
ECO EPD Ref. number:	00001168
Publication date:	2020-08-21
Validity date:	2025-07-27
Geographical scope:	Europe



 **Tarkett**

General information

Information about the organization

Owner of the EPD: Tarkett France. Gabrielle PERIER, +33 (0)141 204 048, gabrielle.perier@tarkett.com, Tarkett La Défense, 1 Terrasse Bellini 92400 Paris

Description of the organisation: ISO 9001, ISO 14001, ISO 50001, OHSAS 18001 and WCM Manufacturing site

Name and location of production sites: Clervaux, Luxembourg and Konz, Germany

About the company

With an international coverage and a wide range of products, Tarkett has over 130 years of experience in providing integrated solutions for floorings to professionals and end users.

Many of the most important architectural firms in the world and building professionals have chosen Tarkett for the value of its products and for its consultation and service abilities. Therefore, Tarkett floorings and sport surfaces are present in several prestigious architectural reference points. Tarkett offers integrated solutions for floorings, able to meet the particular needs of customers. Our wide range of designs, colours and models provides an infinite series of possibilities, contributing to create a positive environment and a better quality of life for people.

Tarkett operates with the utmost respect for the environment towards the realization of eco-friendly products.

Tarkett's commitment to the environment is woven throughout its business. Cradle-to-Cradle principles are, in fact, the basis of the design and production of every solution. Particularly, the lifecycle analysis is used to continuously improve the production process, and so the products until their use stage, disposal and recycling. The commitment to the environment is also proven by the accession to the Circular Economy 100 program, where Tarkett group, with a network of companies, is working to develop a circular economy model based on the reuse of materials and preservation of natural resources. The development of products that can be reused within internal production cycles, or external ones in case of other individuals, has been an integral part of the business strategy aimed at sustainability for many years. The WCM (World Class Manufacturing) management system has been developed in 2009, and it includes the environmental pillar aimed to the elimination of losses and to the growth of process efficiency.

Product information

Product name: ICONIK 100, ICONIK 120, ICONIK 150, ICONIK 200, ICONIK 220T, ICONIK 240, ICONIK 260D – Essentials CLX, ICONIK 260D – Essentials KNZ, ICONIK 260D – Exclusive CLX, ICONIK 260D – Exclusive KNZ, ICONIK 260T, ICONIK 280T, ICONIK 300, ICONIK 300+ – Essentials, ICONIK 300+ – Exclusive, ICONIK 320, ICONIK 320T, ICONIK 370, ICONIK 400, ICONIK 450


Product identification: Expanded (cushioned) poly(vinyl chloride) floor covering (ISO 26986)

Product description:

ICONIK products are cushioned heterogeneous PVC floorings developed by Tarkett, offering a large choice of designs and colours in acoustic profiles. Hardwearing, waterproof and easy to

clean, vinyl is the modern option for modern lifestyles.

The following figure shows an example of ICONIK flooring:



ICONIK flooring

UN CPC code: APE/NAF - 2223Z

Geographical scope: Europe

Range of application

The products are classified in accordance with EN ISO 10874, (previously EN 685) and in reference to the FCSS (Floor Covering Standard Symbols) to be installed in various areas of application, such as: healthcare, education, commercial, domestic. The areas of use according to the ISO 10874 are:

	Classification	Product
	Moderate/light (21) for domestic classification	ICONIK 100, ICONIK 120, ICONIK 150, ICONIK 200
	General/medium (22) for domestic classification	ICONIK 260D, ICONIK 260T
	Heavy (23) for domestic classification	ICONIK 220T, ICONIK 280T, ICONIK 300, ICONIK 320, ICONIK 400, ICONIK 450
	Moderate (31) for commercial classification	ICONIK 220T, ICONIK 300, ICONIK 320, ICONIK 400
	General (32) for commercial classification	ICONIK 240, ICONIK 300+, ICONIK 370
	Heavy (33) for commercial classification	ICONIK 320T
	Moderate (41) for industrial classification	ICONIK 240, ICONIK 280T, ICONIK 300+
	General (42) for industrial classification	ICONIK 320T

LCA information

Functional unit / declared unit:

1m² of floor covering with a reference service life (RSL) of 1 year for specified characteristics application and use areas according to ISO 26986, EN 651 and EN ISO 10874.

Reference service life:

1 year

Time representativeness:

2019

Database(s) and LCA software used:

SimaPro 8.5 database Ecoinvent 3.4

Description of system boundaries:

Cradle to grave

System boundaries

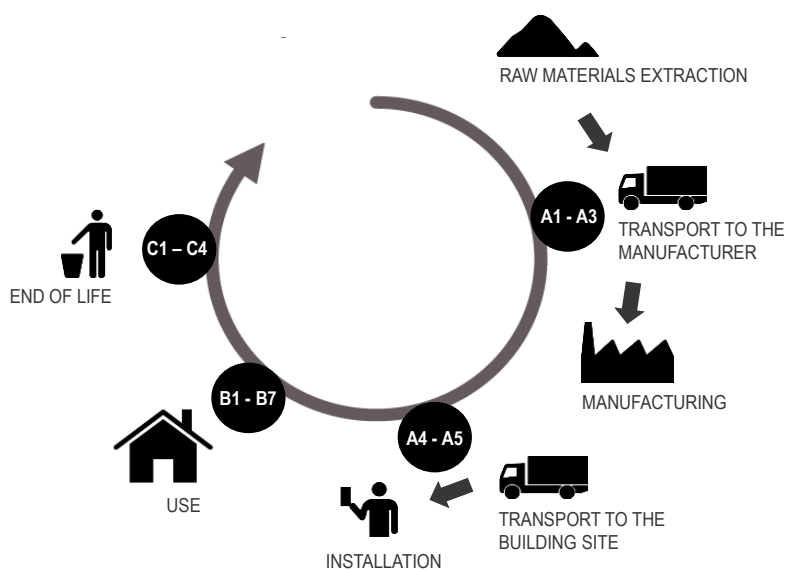
The system boundary is based on the EN 15804 description.

Production stage : A1 – A3: includes the provision of all raw materials, transport to the production site and energy and water consumption during the manufacturing of the product, packaging of final product, the different air emissions, as well as processing of waste generated by the factory.

Construction stage: A4 – A5: includes the transport from the factory to the final customer, the installation of the product, as well as all consumables and energy required and processing of waste generated during the installation.

Use stage B1 – B7: includes provision and transport of all materials, products and services related to the use phase of the product, as well as their related energy and water consumption, and the processing of any resulting waste.

End of life stage C1 – C4: includes provision and transport of all materials, products and services related to the end of life phase of the product, including energy and water consumption, as well as the end of life processing of the product.



© EVEA



Included/excluded life stages

	Production Stage			Construction Process Stage		Use Stage							End-of-Life Stage			
	Raw material supply (extraction, processing, recycled material)	Transport to manufacturer	Manufacturing	Transport to building site	Installation into building	Use / application	Maintenance	Repair	Replacement	Refurbishment	Operational energy use	Operational water use	Deconstruction / demolition	Transport to EoL	Waste processing for reuse, recovery or recycling	Disposal
Modules	A1	A2	A3	A4	A5	B1	B2	B3	B4	B5	B6	B7	C1	C2	C3	C4
Accounted for:	X	X	X	X	X	MND	X	MND	MND	MND	MND	MND	X	X	X	X

X Module included in the study

MND : Module not declared

Use stage: Floor coverings do not contribute to modules B1 and B3 to B7 according to the standard EN 16810.

Cut-off criteria

The cut-off criteria shall be 1% of renewable and non-renewable primary energy usage and 1% of the total mass of that unit process. The total neglected input flows per module shall be a maximum of 5% of energy usage and mass.

For this study, all input and output flows have been considered at 100%, including raw materials as per the product composition provided by the manufacturer and packaging of raw materials as well as the final product.

LCA data

As a general rule, specific data derived from specific production processes or average data derived from specific production processes have been used as the first choice as a basis for calculating an EPD.

To model the life cycle of the product in question, the software SimaPro 8.5, developed by PRé, has been used in conjunction with the LCA database ecoinvent v3.4.

Data quality

The objective of this evaluation is to evaluate the environmental impacts generated by the product floor coverings ICONIK throughout their entire life cycle. To this end, ISO 14040, ISO 14044 and EN 15804 have been met regarding the quality of data on different following criteria:

The time factor, the life cycle inventory data used come from:

- Data collected specifically for this study on Tarkett sites. Data sets are based on 1 year averaged data.

- In the absence of collected data, generic data from the ecoinvent V3.4 cut-off by classification database. This is regularly updated and is representative of current processes

Technological Coverage

- Tarkett technologies used for the manufacture methods of the product.
- European technology in the case of use of generic data.

Geographical Coverage

- Data come from production sites of Tarkett
- The generic data come from the ecoinvent database, representative of the European processes.

Allocation

The overall values for material and energy consumptions for factories during a period of one year have been divided by the annual production of each product to supply a value per square meter of flooring produced. All factories data are measured in square meters, and it is assumed that the process consumptions are governed by area of flooring processed rather than mass.

Comparability

Basically, a comparison or an evaluation of EPD data is only possible if all the data sets to be compared were created according to /EN 15804/ and the building context, respectively the product-specific characteristics of performance, are taken into account.

Content declaration

Product

According to PCR 2012-01 v2.3, several similar products can be included in the same EPD if "differences between the mandatory impact indicators lower than $\pm 10\%$ (concerning A1-A3) could be presented using the impacts of a representative product". The next table presents how products are grouped :

Products	Thickness (mm)	Mass (kg/m ²)	Recycled content (%)	Factories city
ICONIK 100	1.00E+00	1.65E+00	6.86E+01	Clervaux, Luxembourg
ICONIK 120	1.20E+00	1.12E+00	0.00E+00	Clervaux, Luxembourg
ICONIK 150	1.50E+00	1.19E+00	0.00E+00	Konz, Germany
ICONIK 200	2.00E+00	1.53E+00	0.00E+00	Konz, Germany
ICONIK 220T	2.20E+00	1.60E+00	0.00E+00	Konz, Germany
ICONIK 240	2.40E+00	1.68E+00	0.00E+00	Konz, Germany
ICONIK 260D – Essentials KNZ	2.60E+00	1.59E+00	0.00E+00	Konz, Germany
ICONIK 260D – Exclusive KNZ	2.60E+00	1.62E+00	0.00E+00	Konz, Germany
ICONIK 260D – Essentials CLX	2.60E+00	1.69E+00	0.00E+00	Clervaux, Luxembourg
ICONIK 260D – Exclusive CLX	2.60E+00	1.67E+00	0.00E+00	Clervaux, Luxembourg
ICONIK 260T	2.60E+00	1.54E+00	0.00E+00	Konz, Germany

ICONIK 280T	2.80E+00	1.84E+00	0.00E+00	Konz, Germany
ICONIK 300	3.00E+00	1.81E+00	0.00E+00	Clervaux, Luxembourg
ICONIK 300+ – Essentials	3.00E+00	2.12E+00	0.00E+00	Clervaux, Luxembourg
ICONIK 300+ – Exclusive	3.00E+00	1.92E+00	0.00E+00	Konz, Germany
ICONIK 320	3.20E+00	2.44E+00	1.75E+01	Clervaux, Luxembourg
ICONIK 320T	3.20E+00	2.21E+00	0.00E+00	Konz, Germany
ICONIK 370	3.70E+00	2.64E+00	1.62E+01	Clervaux, Luxembourg
ICONIK 400	4.00E+00	2.10E+00	0.00E+00	Konz, Germany
ICONIK 450	4.50E+00	2.86E+00	1.50E+01	Clervaux, Luxembourg

Product	Representative average product	Category identification	Product Thickness [mm]	Product Weight [kg/m ²]
ICONIK 100	Product with calendered layer	A	1.00E+00	1.65E+00
ICONIK 120	Product with foam with surface density inferior to 1.20 kg/m ²	B	1.43E+00	1.17E+00
ICONIK 150				
ICONIK 200	Product with foam with surface density between 1.20 kg/m ² and 1.65 kg/m ²	C	2.48E+00	1.59E+00
ICONIK 260D – Essentials KNZ				
ICONIK 260D – Exclusive KNZ				
ICONIK 240	Product with foam with surface density between 1.65 kg/m ² and 1.80 kg/m ²	D	2.53E+00	1.68E+00
ICONIK 260D – Essentials CLX				
ICONIK 260D – Exclusive CLX				
ICONIK 300	Product with foam with surface density between 1.80 kg/m ² and 1.90 kg/m ²	E	3.00E+00	1.81E+00
ICONIK 300+ – Exclusive	Product with foam with surface density between 1.90 kg/m ² and 2.10 kg/m ²	F	3.84E+00	2.06E+00
ICONIK 400				
ICONIK 300+ – Essentials	Product with foam with surface density superior to 2.10 kg/m ²	G	3.00E+00	2.12E+00
ICONIK 220T	Product with textile backing with surface density inferior to 1.90 kg/m ²	H	2.67E+00	1.78E+00
ICONIK 260T				
ICONIK 280T				
ICONIK 320T	Product with textile backing with surface density superior to 1.90 kg/m ²	I	3.20E+00	2.21E+00
ICONIK 320	Product with foam and calendered layer (surface density superior to 2.40 kg/m ²)	J	4.09E+00	2.74E+00
ICONIK 370				
ICONIK 450				

Characteristics	Reaction to fire	Impact sound redction	Slip Resistance	Dimension stability	Light fastness
Product with calendered layer	Bfl-s1 (EN 13501-1)	Not applicable	≥ 0.3 (EN 13893) and R9/R10 (DIN 51130)	≤ 0.20 % (ISO 23999 and EN 434)	≥ 6 (EN ISO 105-B02)
Product with foam with surface density inferior to 1.20 kg/m ²	Cfl-s1 (EN 13501-1)	Between 8 and 21 dB (EN ISO 717-2)			
Product with foam with surface density between 1.20 kg/m ² and 1.65 kg/m ²	Bfl-s1 & Cfl-s1 (EN 13501-1)				
Product with foam with surface density between 1.65 kg/m ² and 1.80 kg/m ²	Bfl-s1 & Cfl-s1 (EN 13501-1)				
Product with foam with surface density between 1.80 kg/m ² and 1.90 kg/m ²	Cfl-s1 (EN 13501-1)				
Product with foam with surface density between 1.90 kg/m ² and 2.10 kg/m ²	Cfl-s1 (EN 13501-1)				
Product with foam with surface density superior to 2.10 kg/m ²	Cfl-s1 (EN 13501-1)				
Product with textile backing with surface density inferior to 1.90 kg/m ²	Cfl-s1 (EN 13501-1)				
Product with textile backing with surface density superior to 1.90 kg/m ²	Cfl-s1 (EN 13501-1)				
Product with foam and calendered layer (surface density superior to 2.40 kg/m ²)	Bfl-s1 & Cfl-s1 (EN 13501-1)				

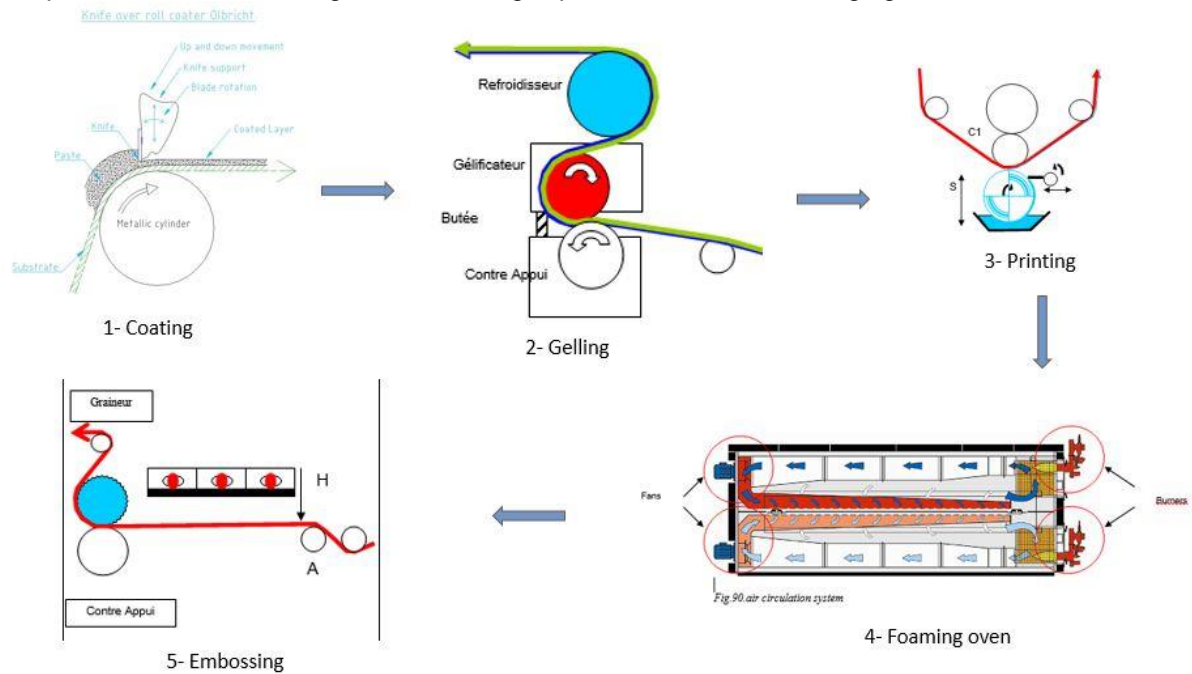
Chemical composition for all representative products are presented in the following table:

Representative products	Chemical substances [kg/m ²]							
	PVC	Plasticizer	Stabilizer Blend	Filler	Pigments / Inks	Carrier	Coating	Additives
Product with calendered layer	80 %	4.7 %	< 0.5 %	13 %	< 1 %	0 %	< 1 %	< 0.5 %
Product with foam with surface density inferior to 1.20 kg/m ²	36 %	21 %	< 0.5 %	35 %	2.3 %	3.1 %	1.8 %	< 1 %
Product with foam with surface density between 1.20 kg/m ² and 1.65 kg/m ²	36 %	21 %	< 0.5 %	37 %	1.6 %	2.3 %	< 1 %	< 1 %
Product with foam with surface density between 1.65 kg/m ² and 1.80 kg/m ²	38 %	22 %	< 0.5 %	33 %	1.9 %	2.2 %	1.7 %	1.2 %
Product with foam with surface density between 1.80 kg/m ² and 1.90 kg/m ²	35 %	22 %	< 0.5 %	36 %	2 %	1.9 %	2.1 %	1.3 %
Product with foam with surface density between 1.90 kg/m ² and 2.10 kg/m ²	37 %	21 %	< 0.5 %	37 %	1.2 %	1.8 %	< 1 %	1 %
Product with foam with surface density superior to 2.10 kg/m ²	36 %	22 %	< 0.5 %	35 %	1.7 %	1.6 %	1.8 %	1 %
Product with textile backing with surface density inferior to 1.90 kg/m ²	39 %	21 %	< 1 %	31 %	1.4 %	6.2 %	< 1 %	1 %
Product with textile backing with surface density superior to 1.90 kg/m ²	41 %	21 %	< 1 %	29 %	1.1 %	5 %	< 1 %	1 %
Product with foam and calendered layer (surface density superior to 2.40 kg/m ²)	42 %	17 %	< 0.5 %	34 %	1.4 %	2.7 %	1.4 %	< 1 %
Substance concerned with REACH	/	/	/	/	/	/	/	/

Product manufacturing

Production process

The production of the heterogeneous flooring is presented in the following figure:



Production waste

The waste associated to the products manufacturing is in the following table:

Waste type	Unit	Clervaux plant – A, E, G, J	Konz plant – C, F, H, I	Product with foam with surface density inferior to 1.20 kg/m ² – B	Product with foam with surface density between 1.65 kg/m ² and 1.80 kg/m ² – D
Non hazardous waste to landfilling	kg/m ²	2.40E-04	0.00E+00	5.83E-05	1.56E-04
Hazardous waste to incineration	kg/m ²	2.86E-03	1.07E-03	1.50E-03	2.23E-03
Non hazardous waste to incineration	kg/m ²	3.54E-03	4.68E-03	4.40E-03	3.94E-03
Post-manufacturing internal recycling	kg/m ²	5.11E-01	0.00E+00	1.24E-01	3.31E-01
Hazardous waste to external recycling	kg/m ²	2.75E-03	4.45E-05	7.02E-04	1.80E-03
Non hazardous waste to external recycling	kg/m ²	9.38E-02	3.12E-02	4.64E-02	7.18E-02
Hazardous waste-water to external treatment	kg/m ²	2.15E-02	0.00E+00	5.22E-03	1.39E-02
Non hazardous waste-water to external treatment	kg/m ²	0.00E+00	4.26E-02	3.22E-02	1.50E-02

NB: Post manufacturing recycling concerns the recycling of the losses inside the plant production. Therefore, there is no end-of-life impact on losses (excepted the recycling preparation)

Health, safety and environmental aspects during production

Konz and Clervaux production sites comply with the ISO 9001 Quality Management System, the ISO 14001 Environmental Management System, and Clervaux complies with the ISO 50001 Energy Management and the OHSAS 18001 Occupational Health and Safety Management.

Packaging

Type	Unit	Clervaux plant – A, E, G, J	Konz plant – C, F, H, I	Product with foam with surface density inferior to 1.20 kg/m ² – B	Product with foam with surface density between 1.65 kg/m ² and 1.80 kg/m ² – D
PELD Packaging	kg/m ²	9.50E-03	0.00E+00	2.31E-03	6.16E-03
PEHD Packaging	kg/m ²	1.83E-03	1.45E-01	1.10E-01	5.22E-02
Cardboard Packaging	kg/m ²	7.82E-02	0.00E+00	1.90E-02	5.07E-02
Paper Packaging	kg/m ²	0.00E+00	6.39E-02	4.84E-02	2.25E-02

Delivery and installation

Delivery

The average distribution distance between the factories and the installation site is presented in the following table. It has been calculated considering the average distance between European countries where Tarkett is selling products and the Clervaux and Konz factories. The distribution is made by truck.

	Unit	Clervaux plant – A, E, G, J	Konz plant – C, F, H, I	Product with foam with surface density inferior to 1.20 kg/m ² – B	Product with foam with surface density between 1.65 kg/m ² and 1.80 kg/m ² – D
Distance of delivery	km	7.01E+02	7.41E+02	7.31E+02	7.15E+02

Installation

The different parts of the flooring are cut to fit the surface to be covered and they are arranged together so that they can fit perfectly between them on the floor. The different parts of the flooring are loose-laid or glued-down (for ICONIK 260D products) on the subfloor then they are welded together.

Description	Unit	Loose-laid products	Glued-down products – ICONIK 260D collection
Acrylic glue consumption	kg/m ²	0.00E+00	2.50E-01
Acrylic tape consumption	kg/m ²	5.00E-03	0.00E+00

Waste

During the installation approximately 10% of the flooring is lost as off-cuts. All flooring losses are sent to landfilling.

Packaging

50 % of the packaging materials goes to incineration and 50 % goes to landfill.

Use Stage

Reference Service Life (RSL)

For this product, the stated RSL is 1 year. It should be noted, however, that the service life of a heterogeneous poly (vinyl chloride) flooring on foam may vary depending on the amount and nature of floor traffic and the type and frequency of maintenance. The manufacturer has provided this service life on the basis of his experience of flooring manufacture and supply. This RSL is applicable as long as the product use complies with that defined by ISO 14041 and ISO 10874 in accordance with the product's classification. The service lifetime recommended by Tarkett is 20 years.

Cleaning and maintenance

The maintenance step concerns the cleaning of the floor. Tarkett has provided the recommended maintenance routine for the product throughout the reference life. Water, detergent and electricity consumption of the cleaning machine are considered in the LCA study:

- Common maintenance : 2 cleaning / week
- Periodical maintenance: 2 scrubbing / year

Description	Amount	Unit
Electricity consumption	2.40E-01	kWh/year/m ²
Water consumption	7.00E+00	L/year/m ²
Detergent consumption	9.00E-02	L/year/m ²

Prevention of structural damage

To avoid excessive wear, usage should be restricted to the stated areas of application as outlined by the norm ISO 10874.

End of Life

For the purpose of this LCA, it has been assumed that 100% of the product is sent to landfill at the end of its useful life. The transport between construction site and landfill facility is by truck, with an estimated distance of 30 km (according to the FDP01-015).



Data Validation

To validate data, a validity framework has been established. A specific average product has been determined for each category. These ten average products are formed by every elements of LCI. Based on results on all environmental indicators, it has been shown that these average products are representative of, respectively, one, two, three, three, one, two, one, three, one and three products each. Because there is only one product in four categories (Product with calendered layer, Product with textile backing with surface density superior to 1.90 kg/m², Product with foam with surface density between 1.80 kg/m² and 1.90 kg/m² and Product with foam with surface density superior to 2.10 kg/m²), impacts of their representative product are the same as theirs. So, following figures do not show them. These are data from these average products which are presented in this EPD.

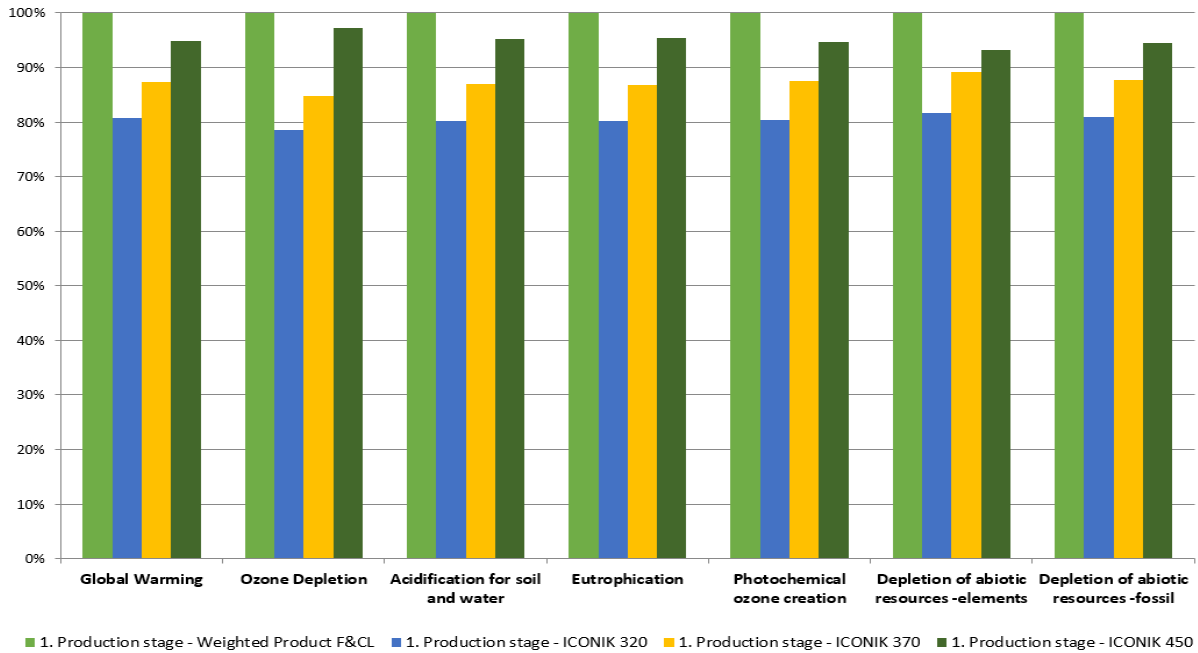


Figure 1: Comparison between products and their average one (Products with Foam and Calendered Layer)

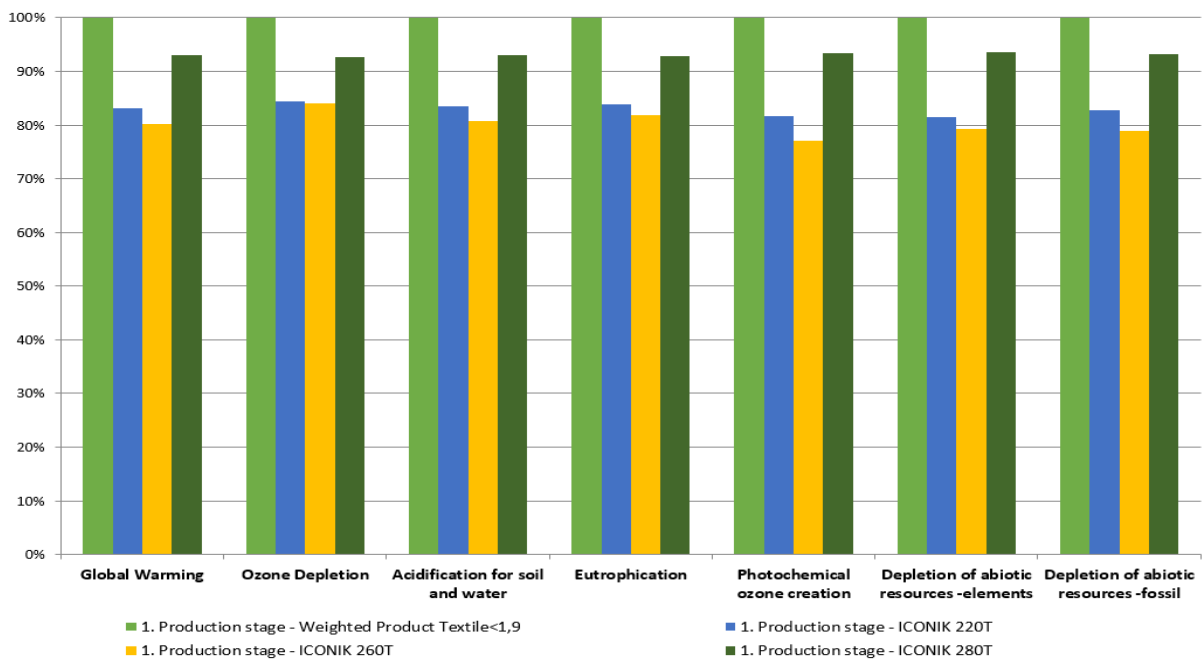


Figure 2: Comparison between products and their average one (Products with Textile Backing with a surface density inferior to 1.90 kg/m²)

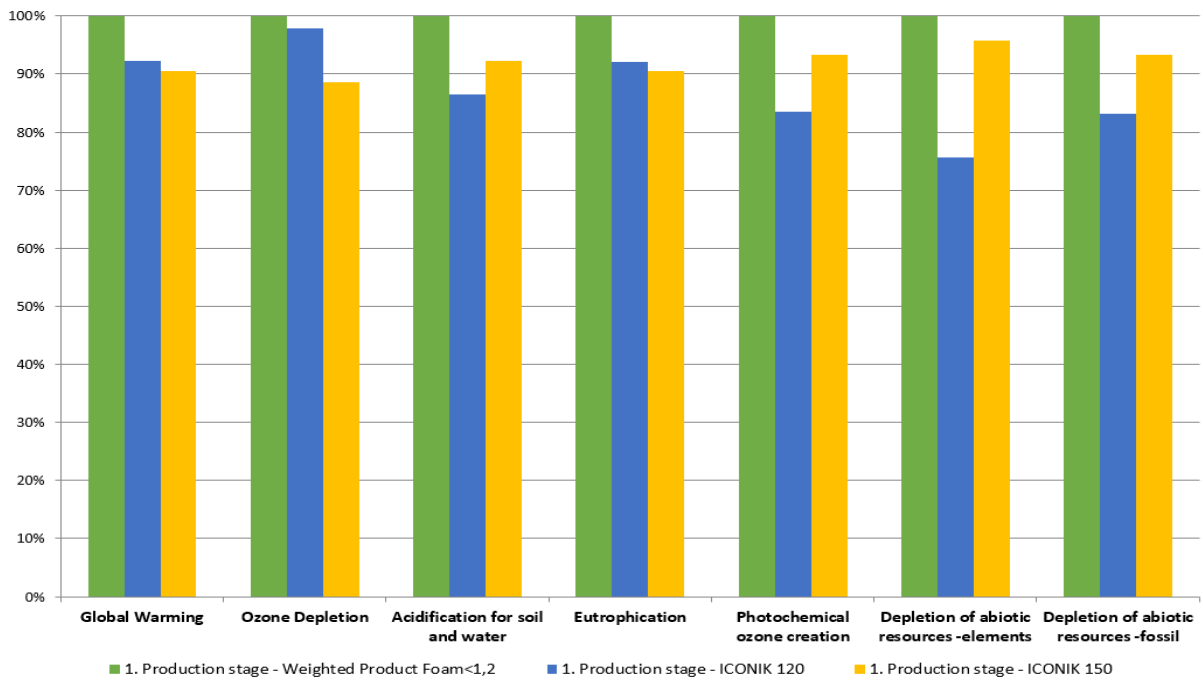


Figure 3: Comparison between products and their average one (Products with Foam with a surface density inferior to 1.20 kg/m²)

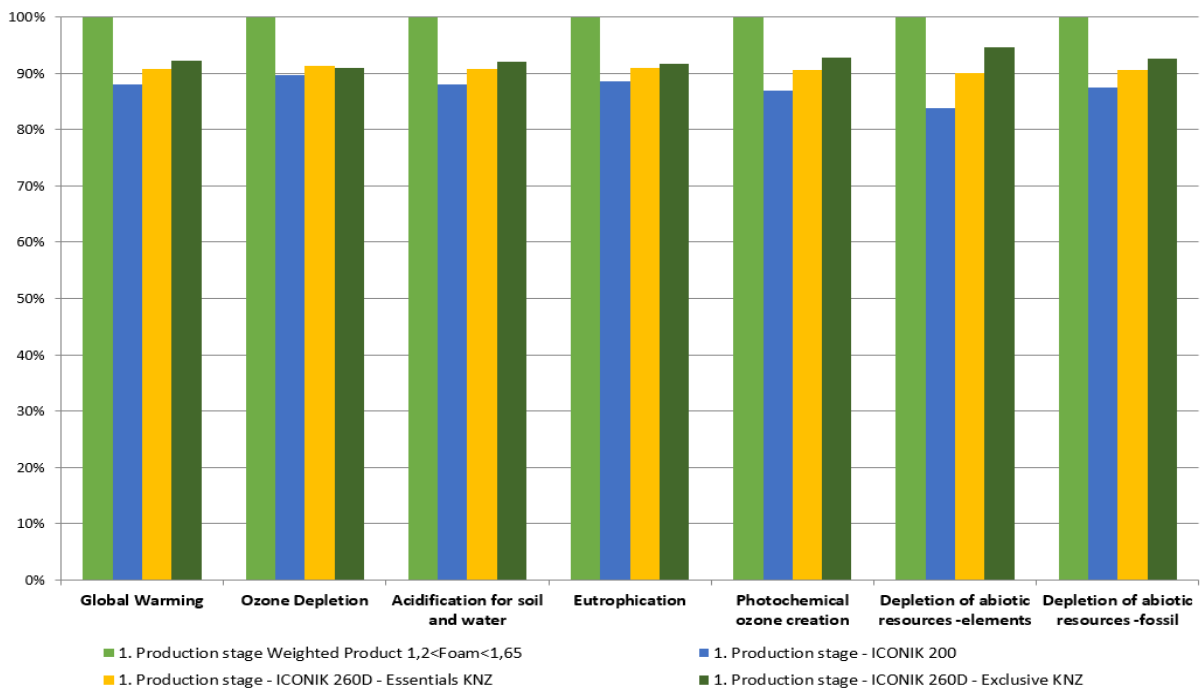


Figure 4: Comparison between products and their average one (Products with Foam with a surface density between 1.20 kg/m² and 1.65 kg/m²)

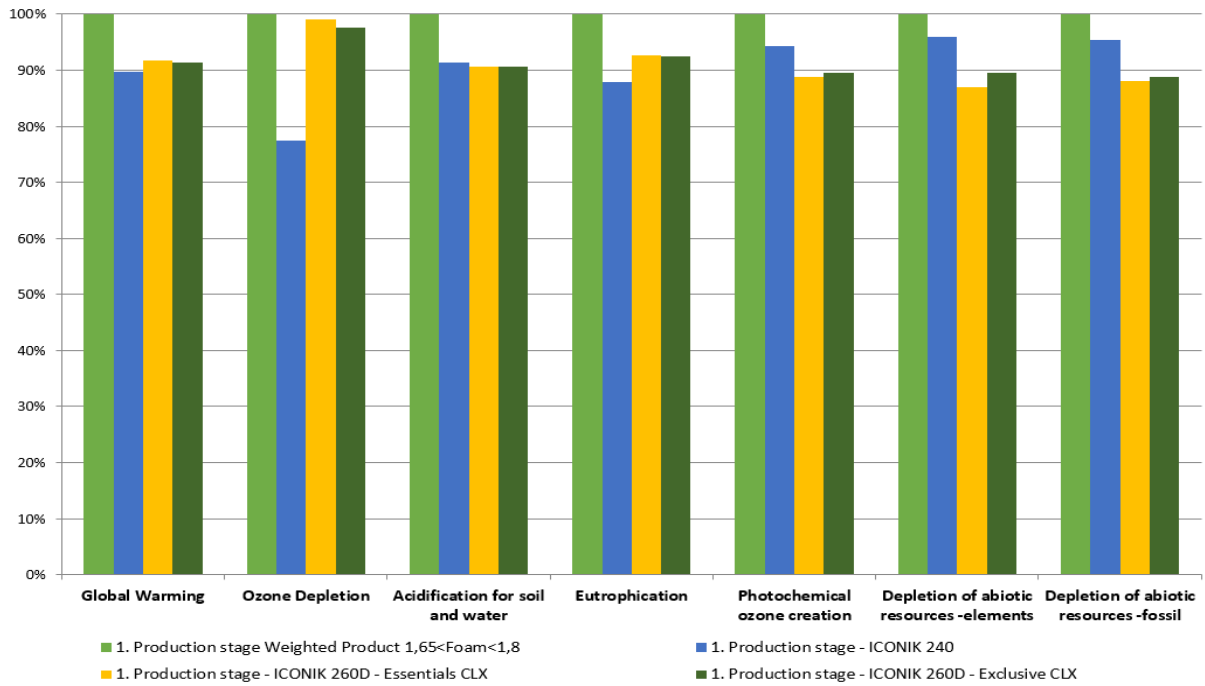


Figure 5: Comparison between products and their average one (Products with Foam with a surface density between 1.65 kg/m² and 1.80 kg/m²)

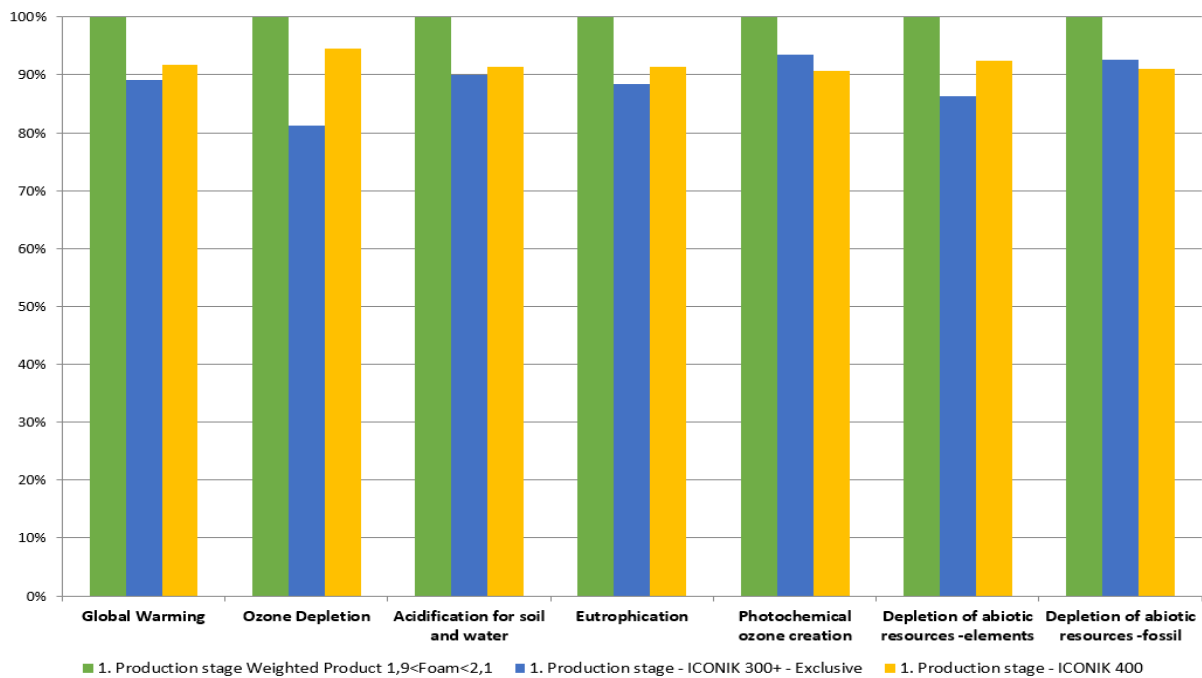


Figure 6: Comparison between products and their average one (Products with Foam with a surface density between 1.90 kg/m² and 2.10 kg/m²)

Environmental performance

Potential environmental impact

A – Product with calendered layer (ICONIK 100)															
PARAMETER	UNIT	Product stage	Construction stage			Use stage						End of life stage			
		Total Production	Transport	Installation	Use	Maintenance	Repair	Replacement	Refurbishment	Operational energy use	Operational water use	Deconstruction	Transport	Waste processing	Disposal
		A1-A3	A4	A5	B1	B2	B3	B4	B5	B6	B7	C1	C2	C3	C4
Global Warming	kg CO ₂ eq	3,99E+00	1,97E-01	4,60E-01	MND	3,55E-01	MND	MND	MND	MND	MND	0,00E+00	8,06E-03	0,00E+00	1,02E-01
Ozone Depletion	kg CFC-11 eq	1,34E-07	3,66E-08	1,92E-08	MND	2,65E-08	MND	MND	MND	MND	MND	0,00E+00	1,50E-09	0,00E+00	4,28E-09
Acidification of soil and water	kg SO ₂ eq.	1,14E-02	6,23E-04	1,36E-03	MND	1,47E-03	MND	MND	MND	MND	MND	0,00E+00	2,57E-05	0,00E+00	9,49E-05
Eutrophication	kg PO ₄ --eq	4,76E-03	1,40E-04	1,12E-03	MND	1,25E-03	MND	MND	MND	MND	MND	0,00E+00	5,79E-06	0,00E+00	4,71E-03
Photochemical ozone creation	kg ethylene	3,31E-03	1,01E-04	3,71E-04	MND	2,01E-04	MND	MND	MND	MND	MND	0,00E+00	4,18E-06	0,00E+00	3,18E-05
Depletion of abiotic resources - elements	kg antimony	1,91E-05	6,16E-07	2,08E-06	MND	8,80E-07	MND	MND	MND	MND	MND	0,00E+00	2,51E-08	0,00E+00	2,10E-08
Depletion of abiotic resources - fossil	MJ. net CV	6,99E+01	2,97E+00	7,59E+00	MND	2,35E+00	MND	MND	MND	MND	MND	0,00E+00	1,21E-01	0,00E+00	3,67E-01



B – Representative product for products with foam with surface density inferior to 1.20 kg/m² (ICONIK 120, ICONIK 150)

PARAMETER	UNIT	Product stage	Construction stage			Use stage						End of life stage			
		Total Production	Transport	Installation	Use	Maintenance	Repair	Replacement	Refurbishment	Operational energy use	Operational water use	De-construction	Transport	Waste processing	Disposal
		A1-A3	A4	A5	B1	B2	B3	B4	B5	B6	B7	C1	C2	C3	C4
Global Warming	kg CO ₂ eq	4,06E+00	1,60E-01	5,84E-01	MND	3,55E-01	MND	MND	MND	MND	MND	0,00E+00	5,73E-03	0,00E+00	7,27E-02
Ozone Depletion	kg CFC-11 eq	2,30E-07	2,97E-08	2,86E-08	MND	2,65E-08	MND	MND	MND	MND	MND	0,00E+00	1,07E-09	0,00E+00	3,05E-09
Acidification of soil and water	kg SO ₂ eq.	1,37E-02	5,05E-04	1,61E-03	MND	1,47E-03	MND	MND	MND	MND	MND	0,00E+00	1,83E-05	0,00E+00	6,75E-05
Eutrophication	kg PO ₄ -eq	6,28E-03	1,13E-04	1,38E-03	MND	1,25E-03	MND	MND	MND	MND	MND	0,00E+00	4,12E-06	0,00E+00	3,35E-03
Photochemical ozone creation	kg ethylene	3,08E-03	8,23E-05	3,47E-04	MND	2,01E-04	MND	MND	MND	MND	MND	0,00E+00	2,97E-06	0,00E+00	2,26E-05
Depletion of abiotic resources - elements	kg antimony	1,76E-05	4,99E-07	1,93E-06	MND	8,80E-07	MND	MND	MND	MND	MND	0,00E+00	1,78E-08	0,00E+00	1,50E-08
Depletion of abiotic resources - fossil	MJ. net CV	6,51E+01	2,41E+00	7,08E+00	MND	2,35E+00	MND	MND	MND	MND	MND	0,00E+00	8,64E-02	0,00E+00	2,61E-01



C – Representative product for products with foam with surface density between 1.20 kg/m² and 1.65 kg/m² (ICONIK 200, ICONIK 260D – Essentials KNZ, ICONIK 260D – Exclusive KNZ)

PARAMETER	UNIT	Product stage	Construction stage			Use stage						End of life stage			
		Total Production	Transport	Installation	Use	Maintenance	Repair	Replacement	Refurbishment	Operational energy use	Operational water use	De-construction	Transport	Waste processing	Disposal
		A1-A3	A4	A5	B1	B2	B3	B4	B5	B6	B7	C1	C2	C3	C4
Global Warming	kg CO ₂ eq	5,01E+00	2,16E-01	8,58E-01	MND	3,55E-01	MND	MND	MND	MND	MND	0,00E+00	8,02E-03	0,00E+00	1,02E-01
Ozone Depletion	kg CFC-11 eq	2,81E-07	4,02E-08	4,78E-08	MND	2,65E-08	MND	MND	MND	MND	MND	0,00E+00	1,49E-09	0,00E+00	4,26E-09
Acidification of soil and water	kg SO ₂ eq.	1,72E-02	6,84E-04	3,44E-03	MND	1,47E-03	MND	MND	MND	MND	MND	0,00E+00	2,56E-05	0,00E+00	9,45E-05
Eutrophication	kg PO ₄ -eq	7,62E-03	1,54E-04	1,98E-03	MND	1,25E-03	MND	MND	MND	MND	MND	0,00E+00	5,77E-06	0,00E+00	4,69E-03
Photochemical ozone creation	kg ethylene	4,01E-03	1,11E-04	5,63E-04	MND	2,01E-04	MND	MND	MND	MND	MND	0,00E+00	4,16E-06	0,00E+00	3,17E-05
Depletion of abiotic resources - elements	kg antimony	2,51E-05	6,76E-07	3,89E-06	MND	8,80E-07	MND	MND	MND	MND	MND	0,00E+00	2,50E-08	0,00E+00	2,10E-08
Depletion of abiotic resources - fossil	MJ. net CV	8,24E+01	3,26E+00	1,09E+01	MND	2,35E+00	MND	MND	MND	MND	MND	0,00E+00	1,21E-01	0,00E+00	3,65E-01



D – Representative product for products with foam with surface density between 1.65 kg/m² and 1.80 kg/m² (ICONIK 240, ICONIK 260D – Essentials CLX, ICONIK 260D – Exclusive CLX)

PARAMETER	UNIT	Product stage	Construction stage			Use stage						End of life stage			
		Total Production	Transport	Installation	Use	Maintenance	Repair	Replacement	Refurbishment	Operational energy use	Operational water use	De-construction	Transport	Waste processing	Disposal
		A1-A3	A4	A5	B1	B2	B3	B4	B5	B6	B7	C1	C2	C3	C4
Global Warming	kg CO ₂ eq	5,43E+00	2,09E-01	8,88E-01	MND	3,55E-01	MND	MND	MND	MND	MND	0,00E+00	8,64E-03	0,00E+00	1,10E-01
Ozone Depletion	kg CFC-11 eq	3,24E-07	3,90E-08	6,07E-08	MND	2,65E-08	MND	MND	MND	MND	MND	0,00E+00	1,61E-09	0,00E+00	4,59E-09
Acidification of soil and water	kg SO ₂ eq.	1,84E-02	6,63E-04	4,62E-03	MND	1,47E-03	MND	MND	MND	MND	MND	0,00E+00	2,76E-05	0,00E+00	1,02E-04
Eutrophication	kg PO ₄ -eq	8,30E-03	1,49E-04	2,02E-03	MND	1,25E-03	MND	MND	MND	MND	MND	0,00E+00	6,21E-06	0,00E+00	5,05E-03
Photochemical ozone creation	kg ethylene	4,40E-03	1,08E-04	6,88E-04	MND	2,01E-04	MND	MND	MND	MND	MND	0,00E+00	4,48E-06	0,00E+00	3,41E-05
Depletion of abiotic resources - elements	kg antimony	2,40E-05	6,55E-07	4,66E-06	MND	8,80E-07	MND	MND	MND	MND	MND	0,00E+00	2,69E-08	0,00E+00	2,26E-08
Depletion of abiotic resources - fossil	MJ. net CV	8,73E+01	3,16E+00	1,27E+01	MND	2,35E+00	MND	MND	MND	MND	MND	0,00E+00	1,30E-01	0,00E+00	3,94E-01



E – Representative product for products with foam with surface density between 1.80 kg/m² and 1.90 kg/m² (ICONIK 300)

PARAMETER	UNIT	Product stage	Construction stage			Use stage						End of life stage			
		Total Production	Transport	Installation	Use	Maintenance	Repair	Replacement	Refurbishment	Operational energy use	Operational water use	Deconstruction	Transport	Waste processing	Disposal
		A1-A3	A4	A5	B1	B2	B3	B4	B5	B6	B7	C1	C2	C3	C4
Global Warming	kg CO ₂ eq	5,83E+00	2,15E-01	6,46E-01	MND	3,55E-01	MND	MND	MND	MND	MND	0,00E+00	8,86E-03	0,00E+00	1,12E-01
Ozone Depletion	kg CFC-11 eq	3,75E-07	4,01E-08	4,37E-08	MND	2,65E-08	MND	MND	MND	MND	MND	0,00E+00	1,65E-09	0,00E+00	4,70E-09
Acidification of soil and water	kg SO ₂ eq.	1,97E-02	6,81E-04	2,20E-03	MND	1,47E-03	MND	MND	MND	MND	MND	0,00E+00	2,83E-05	0,00E+00	1,04E-04
Eutrophication	kg PO ₄ -eq	8,99E-03	1,53E-04	1,59E-03	MND	1,25E-03	MND	MND	MND	MND	MND	0,00E+00	6,37E-06	0,00E+00	5,18E-03
Photochemical ozone creation	kg ethylene	4,65E-03	1,11E-04	5,07E-04	MND	2,01E-04	MND	MND	MND	MND	MND	0,00E+00	4,59E-06	0,00E+00	3,49E-05
Depletion of abiotic resources - elements	kg antimony	2,50E-05	6,74E-07	2,68E-06	MND	8,80E-07	MND	MND	MND	MND	MND	0,00E+00	2,75E-08	0,00E+00	2,31E-08
Depletion of abiotic resources - fossil	MJ. net CV	9,10E+01	3,25E+00	9,73E+00	MND	2,35E+00	MND	MND	MND	MND	MND	0,00E+00	1,33E-01	0,00E+00	4,03E-01



F – Representative product for products with foam with surface density between 1.90 kg/m² and 2.10 kg/m² (ICONIK 300+ – Exclusive, ICONIK 400)

PARAMETER	UNIT	Product stage	Construction stage			Use stage						End of life stage			
		Total Production	Transport	Installation	Use	Maintenance	Repair	Replacement	Refurbishment	Operational energy use	Operational water use	De-construction	Transport	Waste processing	Disposal
		A1-A3	A4	A5	B1	B2	B3	B4	B5	B6	B7	C1	C2	C3	C4
Global Warming	kg CO ₂ eq	6,18E+00	2,72E-01	8,54E-01	MND	3,55E-01	MND	MND	MND	MND	MND	0,00E+00	1,01E-02	0,00E+00	1,28E-01
Ozone Depletion	kg CFC-11 eq	3,48E-07	5,07E-08	4,31E-08	MND	2,65E-08	MND	MND	MND	MND	MND	0,00E+00	1,87E-09	0,00E+00	5,35E-09
Acidification of soil and water	kg SO ₂ eq.	2,13E-02	8,62E-04	2,41E-03	MND	1,47E-03	MND	MND	MND	MND	MND	0,00E+00	3,21E-05	0,00E+00	1,19E-04
Eutrophication	kg PO ₄ -eq	9,28E-03	1,93E-04	2,02E-03	MND	1,25E-03	MND	MND	MND	MND	MND	0,00E+00	7,24E-06	0,00E+00	5,89E-03
Photochemical ozone creation	kg ethylene	5,05E-03	1,40E-04	5,53E-04	MND	2,01E-04	MND	MND	MND	MND	MND	0,00E+00	5,22E-06	0,00E+00	3,98E-05
Depletion of abiotic resources - elements	kg antimony	3,21E-05	8,52E-07	3,42E-06	MND	8,80E-07	MND	MND	MND	MND	MND	0,00E+00	3,13E-08	0,00E+00	2,63E-08
Depletion of abiotic resources - fossil	MJ. net CV	1,01E+02	4,11E+00	1,09E+01	MND	2,35E+00	MND	MND	MND	MND	MND	0,00E+00	1,52E-01	0,00E+00	4,59E-01



G – Representative product for products with foam with surface density superior to 2.10 kg/m² (ICONIK 300+ – Essentials)

PARAMETER	UNIT	Product stage	Construction stage			Use stage						End of life stage			
		Total Production	Transport	Installation	Use	Maintenance	Repair	Replacement	Refurbishment	Operational energy use	Operational water use	De-construction	Transport	Waste processing	Disposal
		A1-A3	A4	A5	B1	B2	B3	B4	B5	B6	B7	C1	C2	C3	C4
Global Warming	kg CO ₂ eq	6,60E+00	2,50E-01	7,28E-01	MND	3,55E-01	MND	MND	MND	MND	MND	0,00E+00	1,04E-02	0,00E+00	1,31E-01
Ozone Depletion	kg CFC-11 eq	4,08E-07	4,66E-08	4,78E-08	MND	2,65E-08	MND	MND	MND	MND	MND	0,00E+00	1,93E-09	0,00E+00	5,51E-09
Acidification of soil and water	kg SO ₂ eq.	2,21E-02	7,93E-04	2,46E-03	MND	1,47E-03	MND	MND	MND	MND	MND	0,00E+00	3,31E-05	0,00E+00	1,22E-04
Eutrophication	kg PO ₄ -eq	9,87E-03	1,78E-04	1,77E-03	MND	1,25E-03	MND	MND	MND	MND	MND	0,00E+00	7,45E-06	0,00E+00	6,06E-03
Photochemical ozone creation	kg ethylene	5,46E-03	1,29E-04	5,90E-04	MND	2,01E-04	MND	MND	MND	MND	MND	0,00E+00	5,38E-06	0,00E+00	4,09E-05
Depletion of abiotic resources - elements	kg antimony	2,98E-05	7,83E-07	3,17E-06	MND	8,80E-07	MND	MND	MND	MND	MND	0,00E+00	3,23E-08	0,00E+00	2,71E-08
Depletion of abiotic resources - fossil	MJ. net CV	1,05E+02	3,78E+00	1,12E+01	MND	2,35E+00	MND	MND	MND	MND	MND	0,00E+00	1,56E-01	0,00E+00	4,72E-01



H – Representative product for products with textile backing with surface density inferior to 1.90 kg/m² (ICONIK 220T, ICONIK 260T, ICONIK 280T)

PARAMETER	UNIT	Product stage	Construction stage			Use stage						End of life stage			
		Total Production	Transport	Installation	Use	Maintenance	Repair	Replacement	Refurbishment	Operational energy use	Operational water use	De-construction	Transport	Waste processing	Disposal
		A1-A3	A4	A5	B1	B2	B3	B4	B5	B6	B7	C1	C2	C3	C4
Global Warming	kg CO ₂ eq	5,50E+00	2,39E-01	7,80E-01	MND	3,55E-01	MND	MND	MND	MND	MND	0,00E+00	8,71E-03	0,00E+00	1,10E-01
Ozone Depletion	kg CFC-11 eq	2,96E-07	4,45E-08	3,71E-08	MND	2,65E-08	MND	MND	MND	MND	MND	0,00E+00	1,62E-09	0,00E+00	4,63E-09
Acidification of soil and water	kg SO ₂ eq.	1,93E-02	7,56E-04	2,20E-03	MND	1,47E-03	MND	MND	MND	MND	MND	0,00E+00	2,78E-05	0,00E+00	1,03E-04
Eutrophication	kg PO ₄ -eq	8,23E-03	1,70E-04	1,84E-03	MND	1,25E-03	MND	MND	MND	MND	MND	0,00E+00	6,26E-06	0,00E+00	5,09E-03
Photochemical ozone creation	kg ethylene	4,50E-03	1,23E-04	4,95E-04	MND	2,01E-04	MND	MND	MND	MND	MND	0,00E+00	4,52E-06	0,00E+00	3,44E-05
Depletion of abiotic resources - elements	kg antimony	3,23E-05	7,47E-07	3,42E-06	MND	8,80E-07	MND	MND	MND	MND	MND	0,00E+00	2,71E-08	0,00E+00	2,27E-08
Depletion of abiotic resources - fossil	MJ. net CV	9,14E+01	3,61E+00	9,87E+00	MND	2,35E+00	MND	MND	MND	MND	MND	0,00E+00	1,31E-01	0,00E+00	3,97E-01



I – Representative product for products with textile backing with surface density superior to 1.90 kg/m² (ICONIK 320T)

PARAMETER	UNIT	Product stage	Construction stage			Use stage						End of life stage			
		Total Production	Transport	Installation	Use	Maintenance	Repair	Replacement	Refurbishment	Operational energy use	Operational water use	De-construction	Transport	Waste processing	Disposal
		A1-A3	A4	A5	B1	B2	B3	B4	B5	B6	B7	C1	C2	C3	C4
Global Warming	kg CO ₂ eq	6,58E+00	2,90E-01	8,97E-01	MND	3,55E-01	MND	MND	MND	MND	MND	0,00E+00	1,08E-02	0,00E+00	1,37E-01
Ozone Depletion	kg CFC-11 eq	3,41E-07	5,40E-08	4,27E-08	MND	2,65E-08	MND	MND	MND	MND	MND	0,00E+00	2,01E-09	0,00E+00	5,75E-09
Acidification of soil and water	kg SO ₂ eq.	2,30E-02	9,18E-04	2,59E-03	MND	1,47E-03	MND	MND	MND	MND	MND	0,00E+00	3,45E-05	0,00E+00	1,27E-04
Eutrophication	kg PO ₄ -eq	9,68E-03	2,06E-04	2,11E-03	MND	1,25E-03	MND	MND	MND	MND	MND	0,00E+00	7,77E-06	0,00E+00	6,32E-03
Photochemical ozone creation	kg ethylene	5,55E-03	1,50E-04	6,04E-04	MND	2,01E-04	MND	MND	MND	MND	MND	0,00E+00	5,61E-06	0,00E+00	4,27E-05
Depletion of abiotic resources - elements	kg antimony	4,41E-05	9,07E-07	4,63E-06	MND	8,80E-07	MND	MND	MND	MND	MND	0,00E+00	3,36E-08	0,00E+00	2,82E-08
Depletion of abiotic resources - fossil	MJ. net CV	1,10E+02	4,38E+00	1,18E+01	MND	2,35E+00	MND	MND	MND	MND	MND	0,00E+00	1,63E-01	0,00E+00	4,92E-01



J – Representative product for products with foam and calendered layer (surface density superior to 2.40 kg/m²) (ICONIK 320, ICONIK 370, ICONIK 450)

PARAMETER	UNIT	Product stage	Construction stage			Use stage						End of life stage			
		Total Production	Transport	Installation	Use	Maintenance	Repair	Replacement	Refurbishment	Operational energy use	Operational water use	De-construction	Transport	Waste processing	Disposal
		A1-A3	A4	A5	B1	B2	B3	B4	B5	B6	B7	C1	C2	C3	C4
Global Warming	kg CO ₂ eq	7,35E+00	3,21E-01	8,15E-01	MND	3,55E-01	MND	MND	MND	MND	MND	0,00E+00	1,34E-02	0,00E+00	1,70E-01
Ozone Depletion	kg CFC-11 eq	4,52E-07	5,98E-08	5,37E-08	MND	2,65E-08	MND	MND	MND	MND	MND	0,00E+00	2,49E-09	0,00E+00	7,11E-09
Acidification of soil and water	kg SO ₂ eq.	2,46E-02	1,02E-03	2,73E-03	MND	1,47E-03	MND	MND	MND	MND	MND	0,00E+00	4,27E-05	0,00E+00	1,58E-04
Eutrophication	kg PO ₄ -eq	1,07E-02	2,28E-04	2,04E-03	MND	1,25E-03	MND	MND	MND	MND	MND	0,00E+00	9,63E-06	0,00E+00	7,83E-03
Photochemical ozone creation	kg ethylene	5,95E-03	1,66E-04	6,44E-04	MND	2,01E-04	MND	MND	MND	MND	MND	0,00E+00	6,94E-06	0,00E+00	5,28E-05
Depletion of abiotic resources - elements	kg antimony	3,49E-05	1,00E-06	3,71E-06	MND	8,80E-07	MND	MND	MND	MND	MND	0,00E+00	4,17E-08	0,00E+00	3,50E-08
Depletion of abiotic resources - fossil	MJ. net CV	1,16E+02	4,85E+00	1,24E+01	MND	2,35E+00	MND	MND	MND	MND	MND	0,00E+00	2,02E-01	0,00E+00	6,10E-01



Use of resources

A – Product with calendered layer (ICONIK 100)															
PARAMETER	UNIT	Product stage	Construction stage		Use stage							End of life stage			
		Total Production	Transport	Installation	Use	Maintenance	Repair	Replacement	refurbishment	Operational energy use	Operational water use	De-constructi on	Transport	Waste processing	Disposal
		A1-A3	A4	A5	B1	B2.	B3	B4	B5	B6	B7	C1	C2.	C3	C4
Renewable primary energy excl. RM	MJ. net CV	3,83E+00	4,43E-02	4,05E-01	MND	8,01E-01	MND	MND	MND	MND	MND	0,00E+00	1,81E-03	0,00E+00	1,17E-02
Renewable primary energy used as RM	MJ. net CV	1,17E+00	0,00E+00	1,17E-01	MND	1,41E+00	MND	MND	MND	MND	MND	0,00E+00	0,00E+00	0,00E+00	0,00E+00
Total renewable primary energy	MJ. net CV	5,00E+00	4,43E-02	5,22E-01	MND	2,21E+00	MND	MND	MND	MND	MND	0,00E+00	1,81E-03	0,00E+00	1,17E-02
Non renewable primary energy excl. RM	MJ. net CV	6,27E+01	3,04E+00	6,75E+00	MND	3,67E+00	MND	MND	MND	MND	MND	0,00E+00	1,24E-01	0,00E+00	3,92E-01
Non renewable primary energy used as RM	MJ. net CV	2,57E+01	0,00E+00	2,74E+00	MND	0,00E+00	MND	MND	MND	MND	MND	0,00E+00	0,00E+00	0,00E+00	0,00E+00
Total non renewable primary energy	MJ. net CV	8,84E+01	3,04E+00	9,48E+00	MND	3,67E+00	MND	MND	MND	MND	MND	0,00E+00	1,24E-01	0,00E+00	3,92E-01
Use of secondary material	kg	0,00E+00	0,00E+00	0,00E+00	MND	0,00E+00	MND	MND	MND	MND	MND	0,00E+00	0,00E+00	0,00E+00	0,00E+00
Use of renewable secondary fuels	MJ. net CV	0,00E+00	0,00E+00	0,00E+00	MND	0,00E+00	MND	MND	MND	MND	MND	0,00E+00	0,00E+00	0,00E+00	0,00E+00
Use of non renewable secondary fuels	MJ. net CV	0,00E+00	0,00E+00	0,00E+00	MND	0,00E+00	MND	MND	MND	MND	MND	0,00E+00	0,00E+00	0,00E+00	0,00E+00
Net use of fresh water	m3	2,23E-01	5,72E-04	2,28E-02	MND	1,42E-02	MND	MND	MND	MND	MND	0,00E+00	2,34E-05	0,00E+00	4,64E-04



B – Representative product for products with foam with surface density inferior to 1.20 kg/m² (ICONIK 120, ICONIK 150)

PARAMETER	UNIT	Product stage	Construction stage		Use stage							End of life stage			
		Total Production	Transport	Installation	Use	Maintenance	Repair	Replacement	refurbishment	Operational energy use	Operational water use	De-constructi on	Transport	Waste processi ng	Disposal
		A1-A3	A4	A5	B1	B2.	B3	B4	B5	B6	B7	C1	C2.	C3	C4
Renewable primary energy excl. RM	MJ. net CV	8,45E+00	3,60E-02	8,67E-01	MND	8,01E-01	MND	MND	MND	MND	MND	0,00E+00	1,29E-03	0,00E+00	8,31E-03
Renewable primary energy used as RM	MJ. net CV	9,14E-01	0,00E+00	9,14E-02	MND	1,41E+00	MND	MND	MND	MND	MND	0,00E+00	0,00E+00	0,00E+00	0,00E+00
Total renewable primary energy	MJ. net CV	9,36E+00	3,60E-02	9,59E-01	MND	2,21E+00	MND	MND	MND	MND	MND	0,00E+00	1,29E-03	0,00E+00	8,31E-03
Non renewable primary energy excl. RM	MJ. net CV	5,65E+01	2,47E+00	6,10E+00	MND	3,67E+00	MND	MND	MND	MND	MND	0,00E+00	8,84E-02	0,00E+00	2,79E-01
Non renewable primary energy used as RM	MJ. net CV	2,04E+01	0,00E+00	2,21E+00	MND	0,00E+00	MND	MND	MND	MND	MND	0,00E+00	0,00E+00	0,00E+00	0,00E+00
Total non renewable primary energy	MJ. net CV	7,69E+01	2,47E+00	8,30E+00	MND	3,67E+00	MND	MND	MND	MND	MND	0,00E+00	8,84E-02	0,00E+00	2,79E-01
Use of secondary material	kg	0,00E+00	0,00E+00	0,00E+00	MND	0,00E+00	MND	MND	MND	MND	MND	0,00E+00	0,00E+00	0,00E+00	0,00E+00
Use of renewable secondary fuels	MJ. net CV	0,00E+00	0,00E+00	0,00E+00	MND	0,00E+00	MND	MND	MND	MND	MND	0,00E+00	0,00E+00	0,00E+00	0,00E+00
Use of non renewable secondary fuels	MJ. net CV	0,00E+00	0,00E+00	0,00E+00	MND	0,00E+00	MND	MND	MND	MND	MND	0,00E+00	0,00E+00	0,00E+00	0,00E+00
Net use of fresh water	m3	1,40E-01	4,64E-04	1,46E-02	MND	1,42E-02	MND	MND	MND	MND	MND	0,00E+00	1,66E-05	0,00E+00	3,30E-04



C – Representative product for products with foam with surface density between 1.20 kg/m² and 1.65 kg/m² (ICONIK 200, ICONIK 260D – Essentials KNZ, ICONIK 260D – Exclusive KNZ)

PARAMETER	UNIT	Product stage	Construction stage			Use stage						End of life stage			
		Total Production	Transport	Installation	Use	Maintenance	Repair	Replacement	refurbishment	Operational energy use	Operational water use	De-constructi on	Transport	Waste processi ng	Disposal
		A1-A3	A4	A5	B1	B2.	B3	B4	B5	B6	B7	C1	C2.	C3	C4
Renewable primary energy excl. RM	MJ. net CV	1,16E+01	4,87E-02	1,36E+00	MND	8,01E-01	MND	MND	MND	MND	MND	0,00E+00	1,80E-03	0,00E+00	1,16E-02
Renewable primary energy used as RM	MJ. net CV	8,71E-01	0,00E+00	8,71E-02	MND	1,41E+00	MND	MND	MND	MND	MND	0,00E+00	0,00E+00	0,00E+00	0,00E+00
Total renewable primary energy	MJ. net CV	1,25E+01	4,87E-02	1,44E+00	MND	2,21E+00	MND	MND	MND	MND	MND	0,00E+00	1,80E-03	0,00E+00	1,16E-02
Non renewable primary energy excl. RM	MJ. net CV	7,10E+01	3,34E+00	8,29E+00	MND	3,67E+00	MND	MND	MND	MND	MND	0,00E+00	1,24E-01	0,00E+00	3,91E-01
Non renewable primary energy used as RM	MJ. net CV	2,61E+01	0,00E+00	4,33E+00	MND	0,00E+00	MND	MND	MND	MND	MND	0,00E+00	0,00E+00	0,00E+00	0,00E+00
Total non renewable primary energy	MJ. net CV	9,71E+01	3,34E+00	1,26E+01	MND	3,67E+00	MND	MND	MND	MND	MND	0,00E+00	1,24E-01	0,00E+00	3,91E-01
Use of secondary material	kg	0,00E+00	0,00E+00	0,00E+00	MND	0,00E+00	MND	MND	MND	MND	MND	0,00E+00	0,00E+00	0,00E+00	0,00E+00
Use of renewable secondary fuels	MJ. net CV	0,00E+00	0,00E+00	0,00E+00	MND	0,00E+00	MND	MND	MND	MND	MND	0,00E+00	0,00E+00	0,00E+00	0,00E+00
Use of non renewable secondary fuels	MJ. net CV	0,00E+00	0,00E+00	0,00E+00	MND	0,00E+00	MND	MND	MND	MND	MND	0,00E+00	0,00E+00	0,00E+00	0,00E+00
Net use of fresh water	m3	1,91E-01	6,28E-04	2,30E-02	MND	1,42E-02	MND	MND	MND	MND	MND	0,00E+00	2,33E-05	0,00E+00	4,62E-04



D – Representative product for products with foam with surface density between 1.65 kg/m² and 1.80 kg/m² (ICONIK 240, ICONIK 260D – Essentials CLX, ICONIK 260D – Exclusive CLX)

PARAMETER	UNIT	Product stage	Construction stage			Use stage						End of life stage			
		Total Production	Transport	Installation	Use	Maintenance	Repair	Replacement	refurbishment	Operational energy use	Operational water use	De-constructi on	Transport	Waste processing	Disposal
		A1-A3	A4	A5	B1	B2.	B3	B4	B5	B6	B7	C1	C2.	C3	C4
Renewable primary energy excl. RM	MJ. net CV	9,65E+00	4,72E-02	1,28E+00	MND	8,01E-01	MND	MND	MND	MND	MND	0,00E+00	1,94E-03	0,00E+00	1,25E-02
Renewable primary energy used as RM	MJ. net CV	1,13E+00	0,00E+00	1,13E-01	MND	1,41E+00	MND	MND	MND	MND	MND	0,00E+00	0,00E+00	0,00E+00	0,00E+00
Total renewable primary energy	MJ. net CV	1,08E+01	4,72E-02	1,39E+00	MND	2,21E+00	MND	MND	MND	MND	MND	0,00E+00	1,94E-03	0,00E+00	1,25E-02
Non renewable primary energy excl. RM	MJ. net CV	7,44E+01	3,24E+00	9,04E+00	MND	3,67E+00	MND	MND	MND	MND	MND	0,00E+00	1,33E-01	0,00E+00	4,21E-01
Non renewable primary energy used as RM	MJ. net CV	2,96E+01	0,00E+00	5,84E+00	MND	0,00E+00	MND	MND	MND	MND	MND	0,00E+00	0,00E+00	0,00E+00	0,00E+00
Total non renewable primary energy	MJ. net CV	1,04E+02	3,24E+00	1,49E+01	MND	3,67E+00	MND	MND	MND	MND	MND	0,00E+00	1,33E-01	0,00E+00	4,21E-01
Use of secondary material	kg	0,00E+00	0,00E+00	0,00E+00	MND	0,00E+00	MND	MND	MND	MND	MND	0,00E+00	0,00E+00	0,00E+00	0,00E+00
Use of renewable secondary fuels	MJ. net CV	0,00E+00	0,00E+00	0,00E+00	MND	0,00E+00	MND	MND	MND	MND	MND	0,00E+00	0,00E+00	0,00E+00	0,00E+00
Use of non renewable secondary fuels	MJ. net CV	0,00E+00	0,00E+00	0,00E+00	MND	0,00E+00	MND	MND	MND	MND	MND	0,00E+00	0,00E+00	0,00E+00	0,00E+00
Net use of fresh water	m3	2,00E-01	6,09E-04	2,61E-02	MND	1,42E-02	MND	MND	MND	MND	MND	0,00E+00	2,50E-05	0,00E+00	4,98E-04



E – Representative product for products with foam with surface density between 1.80 kg/m² and 1.90 kg/m² (ICONIK 300)

PARAMETER	UNIT	Product stage	Construction stage		Use stage							End of life stage			
		Total Production	Transport	Installation	Use	Maintenance	Repair	Replacement	refurbishment	Operational energy use	Operational water use	De-constructi on	Transport	Waste processi ng	Disposal
		A1-A3	A4	A5	B1	B2.	B3	B4	B5	B6	B7	C1	C2.	C3	C4
Renewable primary energy excl. RM	MJ. net CV	8,68E+00	4,85E-02	8,91E-01	MND	8,01E-01	MND	MND	MND	MND	MND	0,00E+00	1,99E-03	0,00E+00	1,28E-02
Renewable primary energy used as RM	MJ. net CV	1,21E+00	0,00E+00	1,21E-01	MND	1,41E+00	MND	MND	MND	MND	MND	0,00E+00	0,00E+00	0,00E+00	0,00E+00
Total renewable primary energy	MJ. net CV	9,89E+00	4,85E-02	1,01E+00	MND	2,21E+00	MND	MND	MND	MND	MND	0,00E+00	1,99E-03	0,00E+00	1,28E-02
Non renewable primary energy excl. RM	MJ. net CV	7,72E+01	3,33E+00	8,22E+00	MND	3,67E+00	MND	MND	MND	MND	MND	0,00E+00	1,37E-01	0,00E+00	4,31E-01
Non renewable primary energy used as RM	MJ. net CV	3,16E+01	0,00E+00	3,32E+00	MND	0,00E+00	MND	MND	MND	MND	MND	0,00E+00	0,00E+00	0,00E+00	0,00E+00
Total non renewable primary energy	MJ. net CV	1,09E+02	3,33E+00	1,15E+01	MND	3,67E+00	MND	MND	MND	MND	MND	0,00E+00	1,37E-01	0,00E+00	4,31E-01
Use of secondary material	kg	0,00E+00	0,00E+00	0,00E+00	MND	0,00E+00	MND	MND	MND	MND	MND	0,00E+00	0,00E+00	0,00E+00	0,00E+00
Use of renewable secondary fuels	MJ. net CV	0,00E+00	0,00E+00	0,00E+00	MND	0,00E+00	MND	MND	MND	MND	MND	0,00E+00	0,00E+00	0,00E+00	0,00E+00
Use of non renewable secondary fuels	MJ. net CV	0,00E+00	0,00E+00	0,00E+00	MND	0,00E+00	MND	MND	MND	MND	MND	0,00E+00	0,00E+00	0,00E+00	0,00E+00
Net use of fresh water	m3	2,01E-01	6,26E-04	2,06E-02	MND	1,42E-02	MND	MND	MND	MND	MND	0,00E+00	2,57E-05	0,00E+00	5,10E-04



F – Representative product for products with foam with surface density between 1.90 kg/m² and 2.10 kg/m² (ICONIK 300+ – Exclusive, ICONIK 400)

PARAMETER	UNIT	Product stage	Construction stage		Use stage							End of life stage			
		Total Production	Transport	Installation	Use	Maintenance	Repair	Replacement	refurbishment	Operational energy use	Operational water use	De-constructi on	Transport	Waste processi ng	Disposal
		A1-A3	A4	A5	B1	B2.	B3	B4	B5	B6	B7	C1	C2.	C3	C4
Renewable primary energy excl. RM	MJ. net CV	1,41E+01	6,14E-02	1,44E+00	MND	8,01E-01	MND	MND	MND	MND	MND	0,00E+00	2,26E-03	0,00E+00	1,46E-02
Renewable primary energy used as RM	MJ. net CV	9,10E-01	0,00E+00	9,10E-02	MND	1,41E+00	MND	MND	MND	MND	MND	0,00E+00	0,00E+00	0,00E+00	0,00E+00
Total renewable primary energy	MJ. net CV	1,51E+01	6,14E-02	1,53E+00	MND	2,21E+00	MND	MND	MND	MND	MND	0,00E+00	2,26E-03	0,00E+00	1,46E-02
Non renewable primary energy excl. RM	MJ. net CV	8,74E+01	4,21E+00	9,40E+00	MND	3,67E+00	MND	MND	MND	MND	MND	0,00E+00	1,55E-01	0,00E+00	4,91E-01
Non renewable primary energy used as RM	MJ. net CV	3,23E+01	0,00E+00	3,40E+00	MND	0,00E+00	MND	MND	MND	MND	MND	0,00E+00	0,00E+00	0,00E+00	0,00E+00
Total non renewable primary energy	MJ. net CV	1,20E+02	4,21E+00	1,28E+01	MND	3,67E+00	MND	MND	MND	MND	MND	0,00E+00	1,55E-01	0,00E+00	4,90E-01
Use of secondary material	kg	0,00E+00	0,00E+00	0,00E+00	MND	0,00E+00	MND	MND	MND	MND	MND	0,00E+00	0,00E+00	0,00E+00	0,00E+00
Use of renewable secondary fuels	MJ. net CV	0,00E+00	0,00E+00	0,00E+00	MND	0,00E+00	MND	MND	MND	MND	MND	0,00E+00	0,00E+00	0,00E+00	0,00E+00
Use of non renewable secondary fuels	MJ. net CV	0,00E+00	0,00E+00	0,00E+00	MND	0,00E+00	MND	MND	MND	MND	MND	0,00E+00	0,00E+00	0,00E+00	0,00E+00
Net use of fresh water	m3	2,46E-01	7,92E-04	2,53E-02	MND	1,42E-02	MND	MND	MND	MND	MND	0,00E+00	2,92E-05	0,00E+00	5,80E-04



G – Representative product for products with foam with surface density superior to 2.10 kg/m² (ICONIK 300+ – Essentials)

PARAMETER	UNIT	Product stage	Construction stage		Use stage							End of life stage			
		Total Production	Transport	Installation	Use	Maintenance	Repair	Replacement	refurbishment	Operational energy use	Operational water use	De-constructi on	Transport	Waste processi ng	Disposal
		A1-A3	A4	A5	B1	B2.	B3	B4	B5	B6	B7	C1	C2.	C3	C4
Renewable primary energy excl. RM	MJ. net CV	9,89E+00	5,64E-02	1,01E+00	MND	8,01E-01	MND	MND	MND	MND	MND	0,00E+00	2,33E-03	0,00E+00	1,50E-02
Renewable primary energy used as RM	MJ. net CV	1,24E+00	0,00E+00	1,24E-01	MND	1,41E+00	MND	MND	MND	MND	MND	0,00E+00	0,00E+00	0,00E+00	0,00E+00
Total renewable primary energy	MJ. net CV	1,11E+01	5,64E-02	1,14E+00	MND	2,21E+00	MND	MND	MND	MND	MND	0,00E+00	2,33E-03	0,00E+00	1,50E-02
Non renewable primary energy excl. RM	MJ. net CV	8,71E+01	3,87E+00	9,28E+00	MND	3,67E+00	MND	MND	MND	MND	MND	0,00E+00	1,60E-01	0,00E+00	5,05E-01
Non renewable primary energy used as RM	MJ. net CV	3,79E+01	0,00E+00	3,96E+00	MND	0,00E+00	MND	MND	MND	MND	MND	0,00E+00	0,00E+00	0,00E+00	0,00E+00
Total non renewable primary energy	MJ. net CV	1,25E+02	3,87E+00	1,32E+01	MND	3,67E+00	MND	MND	MND	MND	MND	0,00E+00	1,60E-01	0,00E+00	5,05E-01
Use of secondary material	kg	0,00E+00	0,00E+00	0,00E+00	MND	0,00E+00	MND	MND	MND	MND	MND	0,00E+00	0,00E+00	0,00E+00	0,00E+00
Use of renewable secondary fuels	MJ. net CV	0,00E+00	0,00E+00	0,00E+00	MND	0,00E+00	MND	MND	MND	MND	MND	0,00E+00	0,00E+00	0,00E+00	0,00E+00
Use of non renewable secondary fuels	MJ. net CV	0,00E+00	0,00E+00	0,00E+00	MND	0,00E+00	MND	MND	MND	MND	MND	0,00E+00	0,00E+00	0,00E+00	0,00E+00
Net use of fresh water	m3	2,38E-01	7,28E-04	2,43E-02	MND	1,42E-02	MND	MND	MND	MND	MND	0,00E+00	3,00E-05	0,00E+00	5,97E-04



H – Representative product for products with textile backing with surface density inferior to 1.90 kg/m² (ICONIK 220T, ICONIK 260T, ICONIK 280T)

PARAMETER	UNIT	Product stage	Construction stage		Use stage							End of life stage			
		Total Production	Transport	Installation	Use	Maintenance	Repair	Replacement	refurbishment	Operational energy use	Operational water use	De-constructi on	Transport	Waste processi ng	Disposal
		A1-A3	A4	A5	B1	B2.	B3	B4	B5	B6	B7	C1	C2.	C3	C4
Renewable primary energy excl. RM	MJ. net CV	1,26E+01	5,38E-02	1,29E+00	MND	8,01E-01	MND	MND	MND	MND	MND	0,00E+00	1,95E-03	0,00E+00	1,26E-02
Renewable primary energy used as RM	MJ. net CV	9,63E-01	0,00E+00	9,63E-02	MND	1,41E+00	MND	MND	MND	MND	MND	0,00E+00	0,00E+00	0,00E+00	0,00E+00
Total renewable primary energy	MJ. net CV	1,36E+01	5,38E-02	1,38E+00	MND	2,21E+00	MND	MND	MND	MND	MND	0,00E+00	1,95E-03	0,00E+00	1,26E-02
Non renewable primary energy excl. RM	MJ. net CV	7,94E+01	3,69E+00	8,54E+00	MND	3,67E+00	MND	MND	MND	MND	MND	0,00E+00	1,34E-01	0,00E+00	4,24E-01
Non renewable primary energy used as RM	MJ. net CV	2,89E+01	0,00E+00	3,05E+00	MND	0,00E+00	MND	MND	MND	MND	MND	0,00E+00	0,00E+00	0,00E+00	0,00E+00
Total non renewable primary energy	MJ. net CV	1,08E+02	3,69E+00	1,16E+01	MND	3,67E+00	MND	MND	MND	MND	MND	0,00E+00	1,34E-01	0,00E+00	4,24E-01
Use of secondary material	kg	0,00E+00	0,00E+00	0,00E+00	MND	0,00E+00	MND	MND	MND	MND	MND	0,00E+00	0,00E+00	0,00E+00	0,00E+00
Use of renewable secondary fuels	MJ. net CV	0,00E+00	0,00E+00	0,00E+00	MND	0,00E+00	MND	MND	MND	MND	MND	0,00E+00	0,00E+00	0,00E+00	0,00E+00
Use of non renewable secondary fuels	MJ. net CV	0,00E+00	0,00E+00	0,00E+00	MND	0,00E+00	MND	MND	MND	MND	MND	0,00E+00	0,00E+00	0,00E+00	0,00E+00
Net use of fresh water	m3	2,19E-01	6,95E-04	2,26E-02	MND	1,42E-02	MND	MND	MND	MND	MND	0,00E+00	2,52E-05	0,00E+00	5,02E-04



I – Representative product for products with textile backing with surface density superior to 1.90 kg/m² (ICONIK 320T)

PARAMETER	UNIT	Product stage	Construction stage		Use stage							End of life stage			
		Total Production	Transport	Installation	Use	Maintenance	Repair	Replacement	refurbishment	Operational energy use	Operational water use	De-constructi on	Transport	Waste processi ng	Disposal
		A1-A3	A4	A5	B1	B2.	B3	B4	B5	B6	B7	C1	C2.	C3	C4
Renewable primary energy excl. RM	MJ. net CV	1,51E+01	6,53E-02	1,54E+00	MND	8,01E-01	MND	MND	MND	MND	MND	0,00E+00	2,43E-03	0,00E+00	1,57E-02
Renewable primary energy used as RM	MJ. net CV	1,10E+00	0,00E+00	1,10E-01	MND	1,41E+00	MND	MND	MND	MND	MND	0,00E+00	0,00E+00	0,00E+00	0,00E+00
Total renewable primary energy	MJ. net CV	1,62E+01	6,53E-02	1,65E+00	MND	2,21E+00	MND	MND	MND	MND	MND	0,00E+00	2,43E-03	0,00E+00	1,57E-02
Non renewable primary energy excl. RM	MJ. net CV	9,55E+01	4,48E+00	1,02E+01	MND	3,67E+00	MND	MND	MND	MND	MND	0,00E+00	1,67E-01	0,00E+00	5,27E-01
Non renewable primary energy used as RM	MJ. net CV	3,52E+01	0,00E+00	3,69E+00	MND	0,00E+00	MND	MND	MND	MND	MND	0,00E+00	0,00E+00	0,00E+00	0,00E+00
Total non renewable primary energy	MJ. net CV	1,31E+02	4,48E+00	1,39E+01	MND	3,67E+00	MND	MND	MND	MND	MND	0,00E+00	1,67E-01	0,00E+00	5,27E-01
Use of secondary material	kg	0,00E+00	0,00E+00	0,00E+00	MND	0,00E+00	MND	MND	MND	MND	MND	0,00E+00	0,00E+00	0,00E+00	0,00E+00
Use of renewable secondary fuels	MJ. net CV	0,00E+00	0,00E+00	0,00E+00	MND	0,00E+00	MND	MND	MND	MND	MND	0,00E+00	0,00E+00	0,00E+00	0,00E+00
Use of non renewable secondary fuels	MJ. net CV	0,00E+00	0,00E+00	0,00E+00	MND	0,00E+00	MND	MND	MND	MND	MND	0,00E+00	0,00E+00	0,00E+00	0,00E+00
Net use of fresh water	m3	2,77E-01	8,43E-04	2,84E-02	MND	1,42E-02	MND	MND	MND	MND	MND	0,00E+00	3,13E-05	0,00E+00	6,23E-04



J – Representative product for products with foam and calendered layer (surface density superior to 2.40 kg/m²) (ICONIK 320, ICONIK 370, ICONIK 450)

PARAMETER	UNIT	Product stage	Construction stage		Use stage							End of life stage			
		Total Production	Transport	Installation	Use	Maintenance	Repair	Replacement	refurbishment	Operational energy use	Operational water use	De-constructi on	Transport	Waste processi ng	Disposal
		A1-A3	A4	A5	B1	B2.	B3	B4	B5	B6	B7	C1	C2.	C3	C4
Renewable primary energy excl. RM	MJ. net CV	1,07E+01	7,24E-02	1,10E+00	MND	8,01E-01	MND	MND	MND	MND	MND	0,00E+00	3,00E-03	0,00E+00	1,94E-02
Renewable primary energy used as RM	MJ. net CV	1,24E+00	0,00E+00	1,24E-01	MND	1,41E+00	MND	MND	MND	MND	MND	0,00E+00	0,00E+00	0,00E+00	0,00E+00
Total renewable primary energy	MJ. net CV	1,20E+01	7,24E-02	1,22E+00	MND	2,21E+00	MND	MND	MND	MND	MND	0,00E+00	3,00E-03	0,00E+00	1,94E-02
Non renewable primary energy excl. RM	MJ. net CV	9,50E+01	4,97E+00	1,02E+01	MND	3,67E+00	MND	MND	MND	MND	MND	0,00E+00	2,07E-01	0,00E+00	6,52E-01
Non renewable primary energy used as RM	MJ. net CV	4,40E+01	0,00E+00	4,57E+00	MND	0,00E+00	MND	MND	MND	MND	MND	0,00E+00	0,00E+00	0,00E+00	0,00E+00
Total non renewable primary energy	MJ. net CV	1,39E+02	4,96E+00	1,48E+01	MND	3,67E+00	MND	MND	MND	MND	MND	0,00E+00	2,07E-01	0,00E+00	6,52E-01
Use of secondary material	kg	0,00E+00	0,00E+00	0,00E+00	MND	0,00E+00	MND	MND	MND	MND	MND	0,00E+00	0,00E+00	0,00E+00	0,00E+00
Use of renewable secondary fuels	MJ. net CV	0,00E+00	0,00E+00	0,00E+00	MND	0,00E+00	MND	MND	MND	MND	MND	0,00E+00	0,00E+00	0,00E+00	0,00E+00
Use of non renewable secondary fuels	MJ. net CV	0,00E+00	0,00E+00	0,00E+00	MND	0,00E+00	MND	MND	MND	MND	MND	0,00E+00	0,00E+00	0,00E+00	0,00E+00
Net use of fresh water	m3	2,73E-01	9,34E-04	2,79E-02	MND	1,42E-02	MND	MND	MND	MND	MND	0,00E+00	3,88E-05	0,00E+00	7,72E-04



Waste production and output flows

A – Product with calendered layer (ICONIK 100)															
PARAMETER	UNIT	Product stage	Construction stage		Use stage							End of life stage			
		Total Production	Transport	Installation	Use	Maintenance	Repair	Replacement	refurbishment	Operational energy use	Operational water use	De-constructi on	Transport	Waste processi ng	Disposal
		A1-A3	A4	A5	B1	B2	B3	B4	B5	B6	B7	C1	C2	C3	C4
Hazardous waste disposed	kg	9,27E-02	1,80E-03	1,24E-02	MND	1,78E-02	MND	MND	MND	MND	MND	0,00E+00	7,33E-05	0,00E+00	3,39E-04
Non hazardous waste disposed	kg	3,99E-01	1,59E-01	2,75E-01	MND	9,75E-02	MND	MND	MND	MND	MND	0,00E+00	6,47E-03	0,00E+00	1,65E+00
Radioactive waste disposed	kg	9,10E-05	2,09E-05	1,24E-05	MND	1,93E-05	MND	MND	MND	MND	MND	0,00E+00	8,54E-07	0,00E+00	2,60E-06
Components for re-use	kg	0,00E+00	0,00E+00	0,00E+00	MND	0,00E+00	MND	MND	MND	MND	MND	0,00E+00	0,00E+00	0,00E+00	0,00E+00
Materials for recycling	kg	3,01E-01	0,00E+00	3,01E-02	MND	0,00E+00	MND	MND	MND	MND	MND	0,00E+00	0,00E+00	0,00E+00	0,00E+00
Materials for energy recovery	kg	0,00E+00	0,00E+00	0,00E+00	MND	0,00E+00	MND	MND	MND	MND	MND	0,00E+00	0,00E+00	0,00E+00	0,00E+00
Exported energy (electricity)	MJ	0,00E+00	0,00E+00	0,00E+00	MND	0,00E+00	MND	MND	MND	MND	MND	0,00E+00	0,00E+00	0,00E+00	0,00E+00
Exported energy (steam)	MJ	0,00E+00	0,00E+00	0,00E+00	MND	0,00E+00	MND	MND	MND	MND	MND	0,00E+00	0,00E+00	0,00E+00	0,00E+00

MND: Module not declared



B – Representative product for products with foam with surface density inferior to 1.20 kg/m² (ICONIK 120, ICONIK 150)

PARAMETER	UNIT	Product stage	Construction stage		Use stage							End of life stage			
		Total Production	Transport	Installation	Use	Maintenance	Repair	Replacement	refurbishment	Operational energy use	Operational water use	De-constructi on	Transport	Waste processi ng	Disposal
		A1-A3	A4	A5	B1	B2	B3	B4	B5	B6	B7	C1	C2	C3	C4
Hazardous waste disposed	kg	1,11E-01	1,46E-03	1,65E-02	MND	1,78E-02	MND	MND	MND	MND	MND	0,00E+00	5,22E-05	0,00E+00	2,41E-04
Non hazardous waste disposed	kg	8,18E-01	1,29E-01	3,13E-01	MND	9,75E-02	MND	MND	MND	MND	MND	0,00E+00	4,60E-03	0,00E+00	1,18E+00
Radioactive waste disposed	kg	1,26E-04	1,69E-05	1,57E-05	MND	1,93E-05	MND	MND	MND	MND	MND	0,00E+00	6,07E-07	0,00E+00	1,85E-06
Components for re-use	kg	0,00E+00	0,00E+00	0,00E+00	MND	0,00E+00	MND	MND	MND	MND	MND	0,00E+00	0,00E+00	0,00E+00	0,00E+00
Materials for recycling	kg	4,64E-02	0,00E+00	4,64E-03	MND	0,00E+00	MND	MND	MND	MND	MND	0,00E+00	0,00E+00	0,00E+00	0,00E+00
Materials for energy recovery	kg	0,00E+00	0,00E+00	0,00E+00	MND	0,00E+00	MND	MND	MND	MND	MND	0,00E+00	0,00E+00	0,00E+00	0,00E+00
Exported energy (electricity)	MJ	0,00E+00	0,00E+00	0,00E+00	MND	0,00E+00	MND	MND	MND	MND	MND	0,00E+00	0,00E+00	0,00E+00	0,00E+00
Exported energy (steam)	MJ	0,00E+00	0,00E+00	0,00E+00	MND	0,00E+00	MND	MND	MND	MND	MND	0,00E+00	0,00E+00	0,00E+00	0,00E+00

MND: Module not declared



C – Representative product for products with foam with surface density between 1.20 kg/m² and 1.65 kg/m² (ICONIK 200, ICONIK 260D – Essentials KNZ, ICONIK 260D – Exclusive KNZ)

PARAMETER	UNIT	Product stage	Construction stage			Use stage						End of life stage			
		Total Production	Transport	Installation	Use	Maintenance	Repair	Replacement	refurbishment	Operational energy use	Operational water use	De-constructi on	Transport	Waste processi ng	Disposal
		A1-A3	A4	A5	B1	B2	B3	B4	B5	B6	B7	C1	C2	C3	C4
Hazardous waste disposed	kg	1,36E-01	1,98E-03	3,85E-02	MND	1,78E-02	MND	MND	MND	MND	MND	0,00E+00	7,30E-05	0,00E+00	3,38E-04
Non hazardous waste disposed	kg	1,01E+00	1,74E-01	4,85E-01	MND	9,75E-02	MND	MND	MND	MND	MND	0,00E+00	6,44E-03	0,00E+00	1,65E+00
Radioactive waste disposed	kg	1,46E-04	2,29E-05	2,55E-05	MND	1,93E-05	MND	MND	MND	MND	MND	0,00E+00	8,50E-07	0,00E+00	2,59E-06
Components for re-use	kg	0,00E+00	0,00E+00	0,00E+00	MND	0,00E+00	MND	MND	MND	MND	MND	0,00E+00	0,00E+00	0,00E+00	0,00E+00
Materials for recycling	kg	3,12E-02	0,00E+00	3,12E-03	MND	0,00E+00	MND	MND	MND	MND	MND	0,00E+00	0,00E+00	0,00E+00	0,00E+00
Materials for energy recovery	kg	0,00E+00	0,00E+00	0,00E+00	MND	0,00E+00	MND	MND	MND	MND	MND	0,00E+00	0,00E+00	0,00E+00	0,00E+00
Exported energy (electricity)	MJ	0,00E+00	0,00E+00	0,00E+00	MND	0,00E+00	MND	MND	MND	MND	MND	0,00E+00	0,00E+00	0,00E+00	0,00E+00
Exported energy (steam)	MJ	0,00E+00	0,00E+00	0,00E+00	MND	0,00E+00	MND	MND	MND	MND	MND	0,00E+00	0,00E+00	0,00E+00	0,00E+00

MND: Module not declared



D – Representative product for products with foam with surface density between 1.65 kg/m² and 1.80 kg/m² (ICONIK 240, ICONIK 260D – Essentials CLX, ICONIK 260D – Exclusive CLX)

PARAMETER	UNIT	Product stage	Construction stage		Use stage							End of life stage			
		Total Production	Transport	Installation	Use	Maintenance	Repair	Replacement	refurbishment	Operational energy use	Operational water use	De-constructi on	Transport	Waste processi ng	Disposal
		A1-A3	A4	A5	B1	B2	B3	B4	B5	B6	B7	C1	C2	C3	C4
Hazardous waste disposed	kg	1,51E-01	1,91E-03	5,20E-02	MND	1,78E-02	MND	MND	MND	MND	MND	0,00E+00	7,86E-05	0,00E+00	3,64E-04
Non hazardous waste disposed	kg	1,14E+00	1,69E-01	5,23E-01	MND	9,75E-02	MND	MND	MND	MND	MND	0,00E+00	6,94E-03	0,00E+00	1,77E+00
Radioactive waste disposed	kg	1,81E-04	2,22E-05	3,39E-05	MND	1,93E-05	MND	MND	MND	MND	MND	0,00E+00	9,16E-07	0,00E+00	2,79E-06
Components for re-use	kg	0,00E+00	0,00E+00	0,00E+00	MND	0,00E+00	MND	MND	MND	MND	MND	0,00E+00	0,00E+00	0,00E+00	0,00E+00
Materials for recycling	kg	7,18E-02	0,00E+00	7,18E-03	MND	0,00E+00	MND	MND	MND	MND	MND	0,00E+00	0,00E+00	0,00E+00	0,00E+00
Materials for energy recovery	kg	0,00E+00	0,00E+00	0,00E+00	MND	0,00E+00	MND	MND	MND	MND	MND	0,00E+00	0,00E+00	0,00E+00	0,00E+00
Exported energy (electricity)	MJ	0,00E+00	0,00E+00	0,00E+00	MND	0,00E+00	MND	MND	MND	MND	MND	0,00E+00	0,00E+00	0,00E+00	0,00E+00
Exported energy (steam)	MJ	0,00E+00	0,00E+00	0,00E+00	MND	0,00E+00	MND	MND	MND	MND	MND	0,00E+00	0,00E+00	0,00E+00	0,00E+00

MND: Module not declared



E – Representative product for products with foam with surface density between 1.80 kg/m² and 1.90 kg/m² (ICONIK 300)

PARAMETER	UNIT	Product stage	Construction stage		Use stage							End of life stage			
		Total Production	Transport	Installation	Use	Maintenance	Repair	Replacement	refurbishment	Operational energy use	Operational water use	De-constructi on	Transport	Waste processi ng	Disposal
		A1-A3	A4	A5	B1	B2	B3	B4	B5	B6	B7	C1	C2	C3	C4
Hazardous waste disposed	kg	1,64E-01	1,97E-03	1,95E-02	MND	1,78E-02	MND	MND	MND	MND	MND	0,00E+00	8,06E-05	0,00E+00	3,73E-04
Non hazardous waste disposed	kg	1,28E+00	1,74E-01	3,82E-01	MND	9,75E-02	MND	MND	MND	MND	MND	0,00E+00	7,11E-03	0,00E+00	1,82E+00
Radioactive waste disposed	kg	2,12E-04	2,29E-05	2,47E-05	MND	1,93E-05	MND	MND	MND	MND	MND	0,00E+00	9,38E-07	0,00E+00	2,86E-06
Components for re-use	kg	0,00E+00	0,00E+00	0,00E+00	MND	0,00E+00	MND	MND	MND	MND	MND	0,00E+00	0,00E+00	0,00E+00	0,00E+00
Materials for recycling	kg	9,38E-02	0,00E+00	9,38E-03	MND	0,00E+00	MND	MND	MND	MND	MND	0,00E+00	0,00E+00	0,00E+00	0,00E+00
Materials for energy recovery	kg	0,00E+00	0,00E+00	0,00E+00	MND	0,00E+00	MND	MND	MND	MND	MND	0,00E+00	0,00E+00	0,00E+00	0,00E+00
Exported energy (electricity)	MJ	0,00E+00	0,00E+00	0,00E+00	MND	0,00E+00	MND	MND	MND	MND	MND	0,00E+00	0,00E+00	0,00E+00	0,00E+00
Exported energy (steam)	MJ	0,00E+00	0,00E+00	0,00E+00	MND	0,00E+00	MND	MND	MND	MND	MND	0,00E+00	0,00E+00	0,00E+00	0,00E+00

MND: Module not declared



F – Representative product for products with foam with surface density between 1.90 kg/m² and 2.10 kg/m² (ICONIK 300+ – Exclusive, ICONIK 400)

PARAMETER	UNIT	Product stage	Construction stage		Use stage							End of life stage			
		Total Production	Transport	Installation	Use	Maintenance	Repair	Replacement	refurbishment	Operational energy use	Operational water use	De-constructi on	Transport	Waste processi ng	Disposal
		A1-A3	A4	A5	B1	B2	B3	B4	B5	B6	B7	C1	C2	C3	C4
Hazardous waste disposed	kg	1,66E-01	2,49E-03	2,29E-02	MND	1,78E-02	MND	MND	MND	MND	MND	0,00E+00	9,17E-05	0,00E+00	4,24E-04
Non hazardous waste disposed	kg	1,25E+00	2,20E-01	4,70E-01	MND	9,75E-02	MND	MND	MND	MND	MND	0,00E+00	8,09E-03	0,00E+00	2,07E+00
Radioactive waste disposed	kg	1,78E-04	2,89E-05	2,23E-05	MND	1,93E-05	MND	MND	MND	MND	MND	0,00E+00	1,07E-06	0,00E+00	3,25E-06
Components for re-use	kg	0,00E+00	0,00E+00	0,00E+00	MND	0,00E+00	MND	MND	MND	MND	MND	0,00E+00	0,00E+00	0,00E+00	0,00E+00
Materials for recycling	kg	3,12E-02	0,00E+00	3,12E-03	MND	0,00E+00	MND	MND	MND	MND	MND	0,00E+00	0,00E+00	0,00E+00	0,00E+00
Materials for energy recovery	kg	0,00E+00	0,00E+00	0,00E+00	MND	0,00E+00	MND	MND	MND	MND	MND	0,00E+00	0,00E+00	0,00E+00	0,00E+00
Exported energy (electricity)	MJ	0,00E+00	0,00E+00	0,00E+00	MND	0,00E+00	MND	MND	MND	MND	MND	0,00E+00	0,00E+00	0,00E+00	0,00E+00
Exported energy (steam)	MJ	0,00E+00	0,00E+00	0,00E+00	MND	0,00E+00	MND	MND	MND	MND	MND	0,00E+00	0,00E+00	0,00E+00	0,00E+00

MND: Module not declared



G – Representative product for products with foam with surface density superior to 2.10 kg/m² (ICONIK 300+ – Essentials)

PARAMETER	UNIT	Product stage	Construction stage		Use stage							End of life stage			
		Total Production	Transport	Installation	Use	Maintenance	Repair	Replacement	refurbishment	Operational energy use	Operational water use	De-constructi on	Transport	Waste processi ng	Disposal
		A1-A3	A4	A5	B1	B2	B3	B4	B5	B6	B7	C1	C2	C3	C4
Hazardous waste disposed	kg	1,81E-01	2,29E-03	2,12E-02	MND	1,78E-02	MND	MND	MND	MND	MND	0,00E+00	9,43E-05	0,00E+00	4,37E-04
Non hazardous waste disposed	kg	1,44E+00	2,02E-01	4,31E-01	MND	9,75E-02	MND	MND	MND	MND	MND	0,00E+00	8,32E-03	0,00E+00	2,13E+00
Radioactive waste disposed	kg	2,35E-04	2,66E-05	2,75E-05	MND	1,93E-05	MND	MND	MND	MND	MND	0,00E+00	1,10E-06	0,00E+00	3,35E-06
Components for re-use	kg	0,00E+00	0,00E+00	0,00E+00	MND	0,00E+00	MND	MND	MND	MND	MND	0,00E+00	0,00E+00	0,00E+00	0,00E+00
Materials for recycling	kg	9,38E-02	0,00E+00	9,38E-03	MND	0,00E+00	MND	MND	MND	MND	MND	0,00E+00	0,00E+00	0,00E+00	0,00E+00
Materials for energy recovery	kg	0,00E+00	0,00E+00	0,00E+00	MND	0,00E+00	MND	MND	MND	MND	MND	0,00E+00	0,00E+00	0,00E+00	0,00E+00
Exported energy (electricity)	MJ	0,00E+00	0,00E+00	0,00E+00	MND	0,00E+00	MND	MND	MND	MND	MND	0,00E+00	0,00E+00	0,00E+00	0,00E+00
Exported energy (steam)	MJ	0,00E+00	0,00E+00	0,00E+00	MND	0,00E+00	MND	MND	MND	MND	MND	0,00E+00	0,00E+00	0,00E+00	0,00E+00

MND: Module not declared



H – Representative product for products with textile backing with surface density inferior to 1.90 kg/m² (ICONIK 220T, ICONIK 260T, ICONIK 280T)

PARAMETER	UNIT	Product stage	Construction stage		Use stage							End of life stage			
		Total Production	Transport	Installation	Use	Maintenance	Repair	Replacement	refurbishment	Operational energy use	Operational water use	De-constructi on	Transport	Waste processi ng	Disposal
		A1-A3	A4	A5	B1	B2	B3	B4	B5	B6	B7	C1	C2	C3	C4
Hazardous waste disposed	kg	1,47E-01	2,18E-03	2,09E-02	MND	1,78E-02	MND	MND	MND	MND	MND	0,00E+00	7,92E-05	0,00E+00	3,67E-04
Non hazardous waste disposed	kg	1,09E+00	1,93E-01	4,23E-01	MND	9,75E-02	MND	MND	MND	MND	MND	0,00E+00	6,99E-03	0,00E+00	1,79E+00
Radioactive waste disposed	kg	1,58E-04	2,54E-05	1,98E-05	MND	1,93E-05	MND	MND	MND	MND	MND	0,00E+00	9,23E-07	0,00E+00	2,81E-06
Components for re-use	kg	0,00E+00	0,00E+00	0,00E+00	MND	0,00E+00	MND	MND	MND	MND	MND	0,00E+00	0,00E+00	0,00E+00	0,00E+00
Materials for recycling	kg	3,12E-02	0,00E+00	3,12E-03	MND	0,00E+00	MND	MND	MND	MND	MND	0,00E+00	0,00E+00	0,00E+00	0,00E+00
Materials for energy recovery	kg	0,00E+00	0,00E+00	0,00E+00	MND	0,00E+00	MND	MND	MND	MND	MND	0,00E+00	0,00E+00	0,00E+00	0,00E+00
Exported energy (electricity)	MJ	0,00E+00	0,00E+00	0,00E+00	MND	0,00E+00	MND	MND	MND	MND	MND	0,00E+00	0,00E+00	0,00E+00	0,00E+00
Exported energy (steam)	MJ	0,00E+00	0,00E+00	0,00E+00	MND	0,00E+00	MND	MND	MND	MND	MND	0,00E+00	0,00E+00	0,00E+00	0,00E+00

MND: Module not declared



I – Representative product for products with textile backing with surface density superior to 1.90 kg/m² (ICONIK 320T)

PARAMETER	UNIT	Product stage	Construction stage		Use stage							End of life stage			
		Total Production	Transport	Installation	Use	Maintenance	Repair	Replacement	refurbishment	Operational energy use	Operational water use	De-constructi on	Transport	Waste processi ng	Disposal
		A1-A3	A4	A5	B1	B2	B3	B4	B5	B6	B7	C1	C2	C3	C4
Hazardous waste disposed	kg	1,75E-01	2,65E-03	2,38E-02	MND	1,78E-02	MND	MND	MND	MND	MND	0,00E+00	9,84E-05	0,00E+00	4,56E-04
Non hazardous waste disposed	kg	1,29E+00	2,34E-01	4,90E-01	MND	9,75E-02	MND	MND	MND	MND	MND	0,00E+00	8,68E-03	0,00E+00	2,22E+00
Radioactive waste disposed	kg	1,82E-04	3,08E-05	2,29E-05	MND	1,93E-05	MND	MND	MND	MND	MND	0,00E+00	1,15E-06	0,00E+00	3,49E-06
Components for re-use	kg	0,00E+00	0,00E+00	0,00E+00	MND	0,00E+00	MND	MND	MND	MND	MND	0,00E+00	0,00E+00	0,00E+00	0,00E+00
Materials for recycling	kg	3,12E-02	0,00E+00	3,12E-03	MND	0,00E+00	MND	MND	MND	MND	MND	0,00E+00	0,00E+00	0,00E+00	0,00E+00
Materials for energy recovery	kg	0,00E+00	0,00E+00	0,00E+00	MND	0,00E+00	MND	MND	MND	MND	MND	0,00E+00	0,00E+00	0,00E+00	0,00E+00
Exported energy (electricity)	MJ	0,00E+00	0,00E+00	0,00E+00	MND	0,00E+00	MND	MND	MND	MND	MND	0,00E+00	0,00E+00	0,00E+00	0,00E+00
Exported energy (steam)	MJ	0,00E+00	0,00E+00	0,00E+00	MND	0,00E+00	MND	MND	MND	MND	MND	0,00E+00	0,00E+00	0,00E+00	0,00E+00

MND: Module not declared



J – Representative product for products with foam and calendered layer (surface density superior to 2.40 kg/m²) (ICONIK 320, ICONIK 370, ICONIK 450)

PARAMETER	UNIT	Product stage	Construction stage		Use stage							End of life stage			
		Total Production	Transport	Installation	Use	Maintenance	Repair	Replacement	refurbishment	Operational energy use	Operational water use	De-constructi on	Transport	Waste processi ng	Disposal
		A1-A3	A4	A5	B1	B2	B3	B4	B5	B6	B7	C1	C2	C3	C4
Hazardous waste disposed	kg	1,98E-01	2,94E-03	2,30E-02	MND	1,78E-02	MND	MND	MND	MND	MND	0,00E+00	1,22E-04	0,00E+00	5,64E-04
Non hazardous waste disposed	kg	1,55E+00	2,59E-01	5,11E-01	MND	9,75E-02	MND	MND	MND	MND	MND	0,00E+00	1,08E-02	0,00E+00	2,75E+00
Radioactive waste disposed	kg	2,56E-04	3,41E-05	3,04E-05	MND	1,93E-05	MND	MND	MND	MND	MND	0,00E+00	1,42E-06	0,00E+00	4,33E-06
Components for re-use	kg	0,00E+00	0,00E+00	0,00E+00	MND	0,00E+00	MND	MND	MND	MND	MND	0,00E+00	0,00E+00	0,00E+00	0,00E+00
Materials for recycling	kg	3,15E-01	0,00E+00	3,15E-02	MND	0,00E+00	MND	MND	MND	MND	MND	0,00E+00	0,00E+00	0,00E+00	0,00E+00
Materials for energy recovery	kg	0,00E+00	0,00E+00	0,00E+00	MND	0,00E+00	MND	MND	MND	MND	MND	0,00E+00	0,00E+00	0,00E+00	0,00E+00
Exported energy (electricity)	MJ	0,00E+00	0,00E+00	0,00E+00	MND	0,00E+00	MND	MND	MND	MND	MND	0,00E+00	0,00E+00	0,00E+00	0,00E+00
Exported energy (steam)	MJ	0,00E+00	0,00E+00	0,00E+00	MND	0,00E+00	MND	MND	MND	MND	MND	0,00E+00	0,00E+00	0,00E+00	0,00E+00

MND: Module not declared



Programme-related information and verification

The EPD owner has the sole ownership liability and responsibility for the flooring EPD. EPDs within the same product category but from different programmes may not be comparable. EPDs of floor products may not be comparable if they do not comply with EN 15804 and 16810.

Programme:	The International EPD® System EPD International AB Box 210 60 SE-100 31 Stockholm Sweden www.environdec.com info@environdec.com
EPD registration number:	S-P-01997
ECO EPD Ref. number:	00001168
Published:	2020-08-21
Valid until:	2025-07-27
Product Category Rules:	PCR 2012:01 version 2.3 and Sub-PCR-F Resilient, textile and laminate floor coverings (EN 16810)
Product group classification:	UN CPC APE/NAF - 2223Z
Reference year for data:	2019
Geographical scope:	Europe





CEN standard EN 15804 and EN 16810 serve as the Core Product Category Rules (PCR)
Product category rules (PCR): EN 15804 and EN 16810
Independent third-party verification of the declaration and data. according to ISO 14025:2010: <input type="checkbox"/> EPD process certification <input checked="" type="checkbox"/> EPD verification
Third party verifier: Damien PRUNEL. BUREAU VERITAS LCIE
Procedure for follow-up of data during EPD validity involves third party verifier: <input checked="" type="checkbox"/> Yes <input type="checkbox"/> No

References

General Programme Instructions of the International EPD® System. Version 3.0.

PCR 2012:01 version 2.3 and Sub-PCR-F Resilient, textile and laminate floor coverings (EN 16810)

Contact information:

	<p>Programme operator: EPD International AB info@environdec.com</p>		
	<p>Author of the Life Cycle Assessment TARKETT Tarkett La Défense 1 Terrasse Bellini 92 400 Paris</p>	<p>Tel Mail Web</p>	<p>+33 (0)1 41 20 40 48 gabrielle.perier@tarkett.com www.tarkett.com</p>
	<p>Owner of the Declaration TARKETT Tarkett La Défense 1 Terrasse Bellini 92 400 Paris</p>	<p>Tel Mail Web</p>	<p>+33 (0)1 41 20 40 48 gabrielle.perier@tarkett.com www.tarkett.com</p>
	<p>Reviewer BUREAU VERITAS LCIE 170 rue de Chatagnon ZI Centr'alp 38 430 Moirans - FRANCE</p>	<p>Tel Mail Web</p>	<p>+33 (0)4 76 07 36 42 damien.prunel@bureauveritas.com www.codde.fr</p>

00008800008877



www.environdec.com