

PRODUCT SPECIFICATION SHEET POLYETHYLENE FOAM FLOOR UNDERLAYMENT FOR LAMINATE AND WOODEN FLOOR ACCORDING EN 16354:2018

CS	CC	R	SD	IS	PC	RLB	EMISSION VALUE
>20kPa	>2kPa	<0,04 m²K/W	>8m	≥19dB	1,3mm	800mm	A+

Physical Properties*	Test Method	Unit	Value	Tolerances
Nominal Density	ISO 845	Kg/m³	30	± 15%
Area Weight (AW)	EN 1923	gr/m²	60	± 15%
Thickness (t)	EN 823 + A.3.1	mm	2	± 15%
Length (l)	EN 822 + A.3.3	m	15-150	-0%, +5%
Width (w)	EN 822 + A.3.3	mm	1000-1500	-1%, +2.5%
Compression Strength (CS)	EN826 + A.3.7.	kPa	>20	-
Compressive Creep (CC)	EN 1606 + A.3.8	kPa	>2	-
Punctual Conformability (PC)	EN 869 + A.3.6	mm	1,3	-
Resistance to Impact by Large Diameter Ball (RLB)	EN 13329	mm	800	-
Thermal Resistance (R)	EN 12667	m²K/W	0,04	-
Moisture Resistance (SD)	EN 12086, Method A	m	>8	-
Impact Sound Reduction (IS)	EN ISO 10140-3 EN ISO 717-2	ΔLw in dB	≥19	-
Emission of Formaldehyde and VOC	EN ISO 16000-9		Class A+	-
Alkaline Resistance (AR)	EN 14909	Pass or Fail	Pass	-
Ageing Resistance	SP0414 / ISO 1798	years	50	-
Compression Strength (4th compr.) 25%	ISO 3386	kPa	>18	-
50%			>54	









*All above according to EN 16354:2018. Fulfills the requirements for the EU floor Underlay standard.

Produced in Sweden

Aneby production only

NOTICE: The data presented for this product is for unfabricated polyethylene foam product. While values shown are typical of this product, they should not be construed as specification limits. Sealed Air makes no warranties, express or implied, including without limitation, warranties of merchantability or fitness for a particular purpose, with respect to any product, information or recommendations referred to herein, and shall not be liable for any loss or damage, directly or indirectly, related to such product, information or recommendations or for consequential or incidental damages. User should test each application to determine suitability of the product for the intended use.

PRODUCT SPECIFICATION SHEET POLYETHYLENE FOAM FLOOR UNDERLAYMENT FOR LAMINATE AND WOODEN FLOOR ACCORDING EN 16354:2018

CS	CC	R	SD	IS	PC	RLB	EMISSION VALUE
							
>20kPa	>2kPa	<0,04 m²K/W	>8m	≥19dB	1,3mm	800mm	A+



>20kPa Compression Strength (CS) EN826 + A.3.7.

In order to maximise the service life of the click system connecting the laminate boards, the underlayment must not yield too much or become deformed when a load is applied. Severe deformations could cause irreparable damage to the click system and/or the HDF core layer.

The capacity of the connection system to support these types of loads is expressed as a CS value. Based on practical experience, the system needs to have a compressive strength of at least 10 kPa (0.5 mm).



>2kPa Compressive Creep Resistance (CC) EN 1606 + A.3.8.

The behaviour of the underlayment when subjected to a sustained load - under heavy furniture, for example - is expressed using the CC value. This rates how an underlayment behaves when subjected to a sustained load for ten years. In this case, the recommended compression strength is at least 2 kPa (0.5 mm)



<0,04
m²K/W Thermal Resistance (R) EN 12667

Case 1: Heated Floors

With heated floors, the flooring system must not affect the heating function, i.e. the transfer of heat from the floor heating in the room must not be excessively impeded by a heat insulating floor layer. According to the BVF (Bundesverband Flächenheizungen und Flächenkühlungen or German Association of Surface Heating and Surface Cooling) and the European standard for floor heating dimensioning (EN 1264-3), the level of thermal resistance $R_{\lambda,B}$ for the **entire flooring system must not exceed 0.15 m² K/W**.

Case 2: Cooled Floors









For cooled floors, the cooling system needs to be fitted with an automatic control for regulating the dew point in order to prevent condensation. This requires metering sensors (i.e. probes) to be fitted to the floor covering which switch off the cooling system in good time before condensation forms. Any condensation arising in the floor covering will result in damage to laminate. This could potentially lead to deformation, swelling and the formation of cracks. The recommended thermal resistance $R_{\lambda,B}$ for the **entire flooring system for floor cooling systems must not exceed 0.10m² K/W**.

Produced in Sweden

Aneby production only

NOTICE: The data presented for this product is for unfabricated polyethylene foam product. While values shown are typical of this product, they should not be construed as specification limits. Sealed Air makes no warranties, express or implied, including without limitation, warranties of merchantability or fitness for a particular purpose, with respect to any product, information or recommendations referred to herein, and shall not be liable for any loss or damage, directly or indirectly, related to such product, information or recommendations or for consequential or incidental damages. User should test each application to determine suitability of the product for the intended use.

PRODUCT SPECIFICATION SHEET POLYETHYLENE FOAM FLOOR UNDERLAYMENT FOR LAMINATE AND WOODEN FLOOR ACCORDING EN 16354:2018

CS	CC	R	SD	IS	PC	RLB	EMISSION VALUE
							
>20kPa	>2kPa	<0,04 m ² K/W	>8m	≥19dB	1,3mm	800mm	



>8m Water Vapour Resistance (SD) EN 12086, Method A

With mineral substrates (e.g. concrete, screed, etc.), a certain amount of residual moisture in the substrate is to be expected which might damage the laminate floor covering. Therefore, a water vapour control layer in the form of a film is recommended for the use on mineral substrates as a general principle. Water vapour control layers can be either integrated into the underlayment or laid separately. The thickness of the water vapour control layer on its own is not significant in this case, but the type and quality of the water vapour control layer do play an important role.

The capacity to impede the diffusion of vapour is expressed using the S_d value (SD). Based on the practical experience, this value should be at least 75 m.



≥19dB Impact Sound reduction (IS) EN ISO 10140-3
EN ISO 717-2

Impact sound is understood as the noise in which is heard as the structure-borne noise generated when laminate floor covering is used in the room below or next door. The capacity of an underlayment to reduce impact sound is expressed using an IS (noise impact reduction) value. The IS value of an underlayment for the footstep soundproofing should be at least 14 dB.



1,3mm Punctual Conformability (PC) EN 869 + A.3.6

Punctual conformability is the ability of the underlay to smoothen small local defects of the subfloor (e.g. small protruding particles) and or small particles laying on the subfloor when installed under a laminate floor covering.

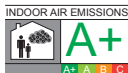
The recommended minimum value is 0.5mm.



800mm Resistance to Impact by Large Diameter Ball (RLB) EN 13329

The test shall be carried out on the floor covering system (underlay plus laminate).

The recommended minimum value is 500mm.



Emission of Formaldehyde EN ISO 16000-9
Emission of VOC EN ISO 16000-9

Determination of the emission of formaldehydes and VOC from the floor underlayment

Produced in Sweden

Aneby production only

NOTICE: The data presented for this product is for unfabricated polyethylene foam product. While values shown are typical of this product, they should not be construed as specification limits. Sealed Air makes no warranties, express or implied, including without limitation, warranties of merchantability or fitness for a particular purpose, with respect to any product, information or recommendations referred to herein, and shall not be liable for any loss or damage, directly or indirectly, related to such product, information or recommendations or for consequential or incidental damages. User should test each application to determine suitability of the product for the intended use.