



## ENVIRONMENTAL PRODUCT DECLARATION

in accordance with ISO 14025, ISO 21930 and EN 15804

|                                |                                     |
|--------------------------------|-------------------------------------|
| Owner of the declaration:      | Saint-Gobain Sweden AB, Weber floor |
| Program operator:              | The Norwegian EPD Foundation        |
| Publisher:                     | The Norwegian EPD Foundation        |
| Declaration number:            | NEPD-3200-1841-EN                   |
| Registration number:           | NEPD-3200-1841-EN                   |
| ECO Platform reference number: | -                                   |
| Issue date:                    | 26.10.2021                          |
| Valid to:                      | 26.10.2026                          |

### weberfloor 4670N Marine Base

Saint-Gobain Sweden AB, Weber floor



[www.epd-norge.no](http://www.epd-norge.no)



## General information

### Product:

weberfloor 4670N Marine Base

### Program operator:

The Norwegian EPD Foundation  
Pb. 5250 Majorstuen, 0303 Oslo  
Phone: +47 23 08 80 00  
e-mail: [post@epd-norge.no](mailto:post@epd-norge.no)

### Declaration number:

NEPD-3200-1841-EN

### ECO Platform reference number:

### This declaration is based on Product Category Rules:

CEN Standard EN 15804:2012+A1:2013 serves as core PCR.  
NPCR 009:2018 Part B for Technical - Chemical products in the building and construction industry

### Statement of liability:

The owner of the declaration shall be liable for the underlying information and evidence. EPD Norway shall not be liable with respect to manufacturer information, life cycle assessment data and evidences.

### Declared unit:

1 kg weberfloor 4670N Marine Base

### Declared unit with option:

A1,A2,A3,A4,A5,C1,C2,C3,C4,D

### Functional unit:

### General information on verification of EPD from EPD tools:

Independent verification of data, other environmental information and the declaration according to ISO 14025:2010, § 8.1.3 and § 8.1.4. Individual third party verification of each EPD is not required when the EPD tool is i) integrated into the company's environmental management system, ii) the procedures for use of the EPD tool are approved by EPDNorway, and iii) the process is reviewed annually. See Appendix G of EPD-Norway's General Programme Instructions for further information on EPD tools.

### Verification of EPD tool:

Independent third party verification of the EPD tool, background data and test-EPD in accordance with EPDNorway's procedures and guidelines for verification and approval of EPD tools.

Anne Rønning, Norsus AS  
(no signature required)

### Owner of the declaration:

Saint-Gobain Sweden AB, Weber floor  
Contact person: Anders Anderberg  
Phone: +46 8 625 6105  
e-mail: [anders.anderberg@weber.se](mailto:anders.anderberg@weber.se)

### Manufacturer:

Saint-Gobain Sweden AB, Weber floor

### Place of production:

Saint-Gobain Sweden AB, Weber floor  
Box 415 SE-19162 Sollentuna  
Sweden

### Management system:

ISO 9001, ISO 14001

### Organisation no:

SE-556241-2592

### Issue date: 26.10.2021

### Valid to: 26.10.2026

### Year of study:

2020

### Comparability:

EPD of construction products may not be comparable if they not comply with EN 15804 and seen in a building context.

### Development and verification of EPD:

The declaration has been developed and verified using EPD tool lca.tools ver EPD2020.11, developed by LCA.no AS. The EPD tool is integrated into the company's environmental management system, and has been approved by EPD-Norway

Developer of EPD:

Thomas Flycht

Reviewer of company-specific input data and EPD:

Helene Wallgren

### Approved:

Sign



Håkon Hauan, CEO EPD-Norge

## Product

### Product description:

weberfloor 4670N Marine Base is a rapid drying mortar for use on steel-, galvanised steel- and aluminium decks as well as existing concrete and stone and ceramics. It has a somewhat coarser structure than self-levelling compounds, and needs to be primed and fine smoothed prior to laying floor coverings. weberfloor 4670N meets all fire technical requirements as a subfloor for floor coverings in passenger/merchant vessels and offshore installations according to IMO Res. A.687 (17)

### Product specification

The composition of the product is described in the following table:

| Materials | %     |
|-----------|-------|
| Aggregate | 60-90 |
| Filler    | 0-15  |
| Binder    | 10-30 |
| Additives | 0-5   |

### Technical data:

weberfloor 4670N Marine Base is designed, produced and CE marked according to EN 13813

For further information, see [www.weber-marine.com](http://www.weber-marine.com)

### Market:

Worldwide

### Reference service life, product

> 50 years

### Reference service life, building

> 50 years

## LCA: Calculation rules

### Declared unit:

1 kg weberfloor 4670N Marine Base

### Cut-off criteria:

All major raw materials and all the essential energy is included. The production processes for raw materials and energy flows with very small amounts (less than 1%) are not included. These cut-off criteria do not apply for hazardous materials and substances.

### Data quality:

Specific data for the product composition are provided by the manufacturer. They represent the production of the declared product and were collected for EPD development in the year of study. Background data is based on registered EPDs according to EN 15804, Ostfold Research databases, ecoinvent and other LCA databases. The data quality of the raw materials in A1 is presented in the table below.

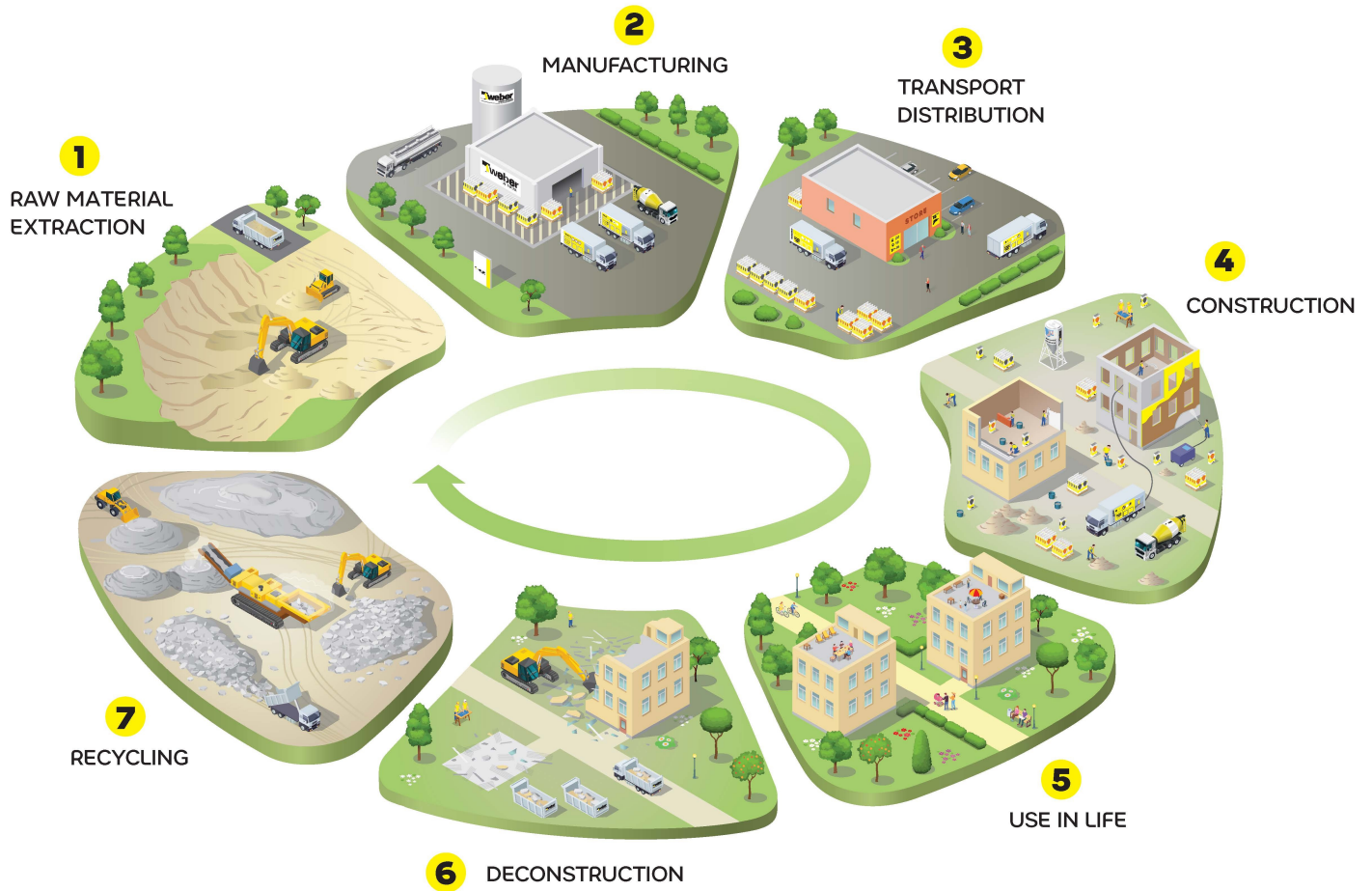
| Materials | Source                   | Data quality | Year |
|-----------|--------------------------|--------------|------|
| Cement    | Supplier                 | EPD          | 2012 |
| Binder    | EPD-BVG-20140073-IAG1-EN | EPD          | 2014 |
| Aggregate | ecoinvent 3.4            | Database     | 2017 |
| Filler    | ecoinvent 3.4            | Database     | 2017 |
| Packaging | ecoinvent 3.4            | Database     | 2017 |
| Packaging | Modified ecoinvent 3.4   | Database     | 2017 |
| Binder    | ecoinvent 3.5            | Database     | 2018 |

#### System boundary:

All processes from raw material extraction to product transport to the construction site and assembly are included in the analysis as well as end of life stage and phases beyond the system boundary (A1 - A5, C1-C4, D). The basic production process comprises of mixing of raw materials together. Ready mixed product is then packed into small bags for delivery.

Floor screed doesn't require any maintenance during the use stage, so stage B is not considered. When building is demolished at the end-of-life, floor screed are crushed. 90 % of crushed floor screed is recycled and used to replace aggregates in concrete, remaining 10% being disposed into landfill.

System boundaries (cradle-to-gate with options) are illustrated in the picture below



#### Additional technical information:

The consumption of the product is 1,8 kg / m<sup>2</sup> / mm.

The remaining powder and cured material may be disposed as construction waste to disposal or recycling.

## LCA: Scenarios and additional technical information

The following information describe the scenarios in the different modules of the EPD.

Transport to market (A4) is calculated based on the default distance of 300 km from NPCR 009

### Transport from production place to user (A4)

| Type                 | Capacity utilisation (incl. return) % | Type of vehicle                     | Distance km | Fuel/Energy consumption | Unit  | Value (l/t) |
|----------------------|---------------------------------------|-------------------------------------|-------------|-------------------------|-------|-------------|
| Truck                | 55,0 %                                | Truck, lorry over 32 tonnes, EURO 5 | 300         | 0,022823                | l/tkm | 6,85        |
| Railway              |                                       |                                     |             |                         | l/tkm |             |
| Boat                 |                                       |                                     |             |                         | l/tkm |             |
| Other Transportation |                                       |                                     |             |                         | l/tkm |             |

### Assembly (A5)

| .                                     | Unit           | Value  |
|---------------------------------------|----------------|--------|
| Auxiliary                             | kg             |        |
| Water consumption                     | m <sup>3</sup> | 0,0001 |
| Electricity consumption               | kWh            | 0,0015 |
| Other energy carriers                 | MJ             |        |
| Material loss                         | kg             |        |
| Output materials from waste treatment | kg             | 0,0267 |
| Dust in the air                       | kg             |        |
| VOC emissions                         | kg             |        |

### End of Life (C1, C3, C4)

| .                                     | Unit | Value  |
|---------------------------------------|------|--------|
| Hazardous waste disposed              | kg   |        |
| Collected as mixed construction waste | kg   |        |
| Reuse                                 | kg   |        |
| Recycling                             | kg   | 0,9000 |
| Energy recovery                       | kg   |        |
| To landfill                           | kg   | 0,1000 |

### Transport to waste processing (C2)

| Type                 | Capacity utilisation (incl. return) % | Type of vehicle                     | Distance km | Fuel/Energy consumption | Unit  | Value (l/t) |
|----------------------|---------------------------------------|-------------------------------------|-------------|-------------------------|-------|-------------|
| Truck                | 55,0 %                                | Truck, lorry over 32 tonnes, EURO 5 | 50          | 0,022823                | l/tkm | 1,14        |
| Railway              |                                       |                                     |             |                         | l/tkm |             |
| Boat                 |                                       |                                     |             |                         | l/tkm |             |
| Other Transportation |                                       |                                     |             |                         | l/tkm |             |

..

### Benefits and loads beyond the system boundaries (D)

| .   | Unit  | Value |
|---|-------|-------|
| Substitution of primary aggregates with crushed recycled cement-based products (kg) | kg/DU | 0,90  |

## LCA: Results

The LCA results are presented below for the declared unit defined on page 2 of the EPD document.

### System boundaries (X=included, MND=module not declared, MNR=module not relevant)

| Product stage |           |               | Construction installation stage |          | User stage |             |        |             |               |                        |                       | End of life stage          |           |                  |          | Beyond the system boundaries       |
|---------------|-----------|---------------|---------------------------------|----------|------------|-------------|--------|-------------|---------------|------------------------|-----------------------|----------------------------|-----------|------------------|----------|------------------------------------|
| Raw materials | Transport | Manufacturing | Transport                       | Assembly | Use        | Maintenance | Repair | Replacement | Refurbishment | Operational energy use | Operational water use | De-construction demolition | Transport | Waste processing | Disposal | Reuse-Recovery-Recycling-potential |
| A1            | A2        | A3            | A4                              | A5       | B1         | B2          | B3     | B4          | B5            | B6                     | B7                    | C1                         | C2        | C3               | C4       | D                                  |
| X             | X         | X             | X                               | X        | MNR        | MNR         | MNR    | MNR         | MNR           | MNR                    | MNR                   | X                          | X         | X                | X        | X                                  |

### Environmental impact

| Parameter | Unit                                 | A1-A3    | A4       | A5       | C1       | C2       | C3       | C4       | D         |
|-----------|--------------------------------------|----------|----------|----------|----------|----------|----------|----------|-----------|
| GWP       | kg CO <sub>2</sub> -eq               | 1,45E-01 | 2,62E-02 | 2,02E-03 | 3,96E-03 | 4,36E-03 | 4,98E-04 | 5,18E-04 | -3,57E-03 |
| ODP       | kg CFC11 -eq                         | 9,24E-09 | 5,10E-09 | 1,87E-10 | 6,86E-10 | 8,50E-10 | 9,80E-11 | 1,72E-10 | -4,62E-10 |
| POCP      | kg C <sub>2</sub> H <sub>4</sub> -eq | 2,47E-05 | 4,23E-06 | 2,35E-07 | 6,63E-07 | 7,05E-07 | 9,15E-08 | 1,58E-07 | -9,30E-07 |
| AP        | kg SO <sub>2</sub> -eq               | 4,79E-04 | 8,51E-05 | 6,04E-06 | 2,99E-05 | 1,42E-05 | 2,52E-06 | 3,78E-06 | -2,07E-05 |
| EP        | kg PO <sub>4</sub> <sup>3-</sup> -eq | 7,00E-05 | 1,43E-05 | 1,58E-06 | 6,53E-06 | 2,38E-06 | 4,47E-07 | 6,67E-07 | -3,67E-06 |
| ADPM      | kg Sb -eq                            | 9,98E-07 | 5,91E-08 | 2,65E-09 | 1,70E-11 | 9,85E-09 | 3,00E-11 | 1,00E-11 | -1,91E-10 |
| ADPE      | MJ                                   | 9,99E-01 | 4,11E-01 | 1,25E-02 | 5,47E-02 | 6,84E-02 | 4,85E-03 | 1,46E-02 | -3,81E-02 |

GWP Global warming potential; ODP Depletion potential of the stratospheric ozone layer; POCP Formation potential of tropospheric photochemical oxidants; AP Acidification potential of land and water; EP Eutrophication potential; ADPM Abiotic depletion potential for non fossil resources; ADPE Abiotic depletion potential for fossil resources

"Reading example: 9,0 E-03 = 9,0\*10<sup>-3</sup> = 0,009"

\*INA Indicator Not Assessed



## Resource use

| Parameter | Unit           | A1-A3    | A4       | A5       | C1       | C2       | C3       | C4       | D         |
|-----------|----------------|----------|----------|----------|----------|----------|----------|----------|-----------|
| RPEE      | MJ             | 8,46E-01 | 7,42E-03 | 3,11E-01 | 3,00E-04 | 1,24E-03 | 6,50E-03 | 1,19E-04 | -1,28E-02 |
| RPEM      | MJ             | 4,66E-01 | 0,00E+00 | 0,00E+00 | 0,00E+00 | 0,00E+00 | 0,00E+00 | 0,00E+00 | 0,00E+00  |
| TPE       | MJ             | 1,31E+00 | 7,42E-03 | 3,11E-01 | 3,00E-04 | 1,24E-03 | 6,50E-03 | 1,19E-04 | -1,28E-02 |
| NRPE      | MJ             | 1,15E+00 | 4,23E-01 | 3,53E-02 | 5,52E-02 | 7,06E-02 | 1,27E-02 | 1,48E-02 | -5,25E-02 |
| NRPM      | MJ             | 2,73E-02 | 0,00E+00 | 0,00E+00 | 0,00E+00 | 0,00E+00 | 0,00E+00 | 0,00E+00 | 0,00E+00  |
| TRPE      | MJ             | 1,18E+00 | 4,23E-01 | 3,53E-02 | 5,52E-02 | 7,06E-02 | 1,27E-02 | 1,48E-02 | -5,25E-02 |
| SM        | kg             | 2,90E-02 | 0,00E+00 | 0,00E+00 | 0,00E+00 | 0,00E+00 | 0,00E+00 | 0,00E+00 | 0,00E+00  |
| RSF       | MJ             | 1,13E-02 | 0,00E+00 | 4,00E-06 | 0,00E+00 | 0,00E+00 | 0,00E+00 | 0,00E+00 | 0,00E+00  |
| NRSF      | MJ             | 9,17E-02 | 0,00E+00 | 0,00E+00 | 0,00E+00 | 0,00E+00 | 0,00E+00 | 0,00E+00 | 0,00E+00  |
| W         | m <sup>3</sup> | 1,84E-03 | 9,98E-05 | 1,33E-04 | 4,75E-06 | 1,66E-05 | 3,19E-06 | 1,60E-05 | -1,04E-03 |

RPEE Renewable primary energy resources used as energy carrier; RPEM Renewable primary energy resources used as raw materials; TPE Total use of renewable primary energy resources; NRPE Non renewable primary energy resources used as energy carrier; NRPM Non renewable primary energy resources used as materials; TRPE Total use of non renewable primary energy resources; SM Use of secondary materials; RSF Use of renewable secondary fuels; NRSF Use of non renewable secondary fuels; W Use of net fresh water

"Reading example: 9,0 E-03 = 9,0\*10<sup>-3</sup> = 0,009"

\*INA Indicator Not Assessed

## End of life - Waste

| Parameter | Unit | A1-A3    | A4       | A5       | C1       | C2       | C3       | C4       | D         |
|-----------|------|----------|----------|----------|----------|----------|----------|----------|-----------|
| HW        | kg   | 6,63E-05 | 2,25E-07 | 2,17E-08 | 1,50E-07 | 3,75E-08 | 1,17E-08 | 2,20E-08 | -2,10E-07 |
| NHW       | kg   | 3,99E-02 | 3,84E-02 | 1,06E-03 | 2,50E-04 | 6,40E-03 | 1,43E-04 | 1,00E-01 | -1,85E-03 |
| RW        | kg   | INA*     | INA*     | INA*     | INA*     | INA*     | INA*     | INA*     | INA*      |

HW Hazardous waste disposed; NHW Non hazardous waste disposed; RW Radioactive waste disposed

"Reading example: 9,0 E-03 = 9,0\*10<sup>-3</sup> = 0,009"

\*INA Indicator Not Assessed

## End of life - Output flow

| Parameter | Unit | A1-A3    | A4       | A5       | C1       | C2       | C3       | C4       | D        |
|-----------|------|----------|----------|----------|----------|----------|----------|----------|----------|
| CR        | kg   | 0,00E+00 | 0,00E+00 | 0,00E+00 | 0,00E+00 | 0,00E+00 | 0,00E+00 | 0,00E+00 | 0,00E+00 |
| MR        | kg   | 5,57E-05 | 0,00E+00 | 5,14E-03 | 0,00E+00 | 0,00E+00 | 5,73E-01 | 0,00E+00 | 0,00E+00 |
| MER       | kg   | 5,41E-03 | 0,00E+00 | 2,16E-02 | 0,00E+00 | 0,00E+00 | 0,00E+00 | 0,00E+00 | 0,00E+00 |
| EEE       | MJ   | INA*     | INA*     | INA*     | INA*     | INA*     | INA*     | INA*     | INA*     |
| ETE       | MJ   | INA*     | INA*     | INA*     | INA*     | INA*     | INA*     | INA*     | INA*     |

CR Components for reuse; MR Materials for recycling; MER Materials for energy recovery; EEE Exported electric energy; ETE Exported thermal energy

"Reading example: 9,0 E-03 = 9,0\*10<sup>-3</sup> = 0,009"

\*INA Indicator Not Assessed

## Additional Norwegian requirements

### Greenhouse gas emissions from the use of electricity in the manufacturing phase

National production mix from import, low voltage (production of transmission lines, in addition to direct emissions and losses in grid) of applied electricity for the manufacturing process (A3).

| Electricity mix   | Data source            | Amount | Unit                       |
|---|------------------------|--------|----------------------------|
| Renewable electricity with Guarantee of Origin from LOS (kWh) | Modified ecoinvent 3.4 | 60,20  | g CO <sub>2</sub> -ekv/kWh |

### Dangerous substances

The product contains no substances given by the REACH Candidate list or the Norwegian priority list.





| Name            | CASNo      | Amount |
|-----------------|------------|--------|
| Portland Cement | 65997-15-1 | 2-5%   |

### Indoor environment

The product has no impact on the indoor environment

## Bibliography

ISO 14025:2010 Environmental labels and declarations - Type III environmental declarations - Principles and procedures.  
 ISO 14044:2006 Environmental management - Life cycle assessment - Requirements and guidelines.  
 EN 15804:2012+A1:2013 Environmental product declaration - Core rules for the product category of construction products.  
 ISO 21930:2017 Sustainability in buildings and civil engineering works. Core rules for environmental product declarations of construction products.  
 ecoinvent v3, Allocation, cut-off by classification, Swiss Centre of Life Cycle Inventories.  
 Iversen et al., (2018) eEPD v3.0 - Background information for EPD generator system, LCA.no report number 04.18  
 Iversen et al., (2019) EPD generator for Saint-Gobain Weber and Scanspac - Background information and LCA data, LCA.no report number 05.18  
 NPCR Part A: Construction products and services. Ver. 1.0. April 2017, EPD-Norge.  
 NPCR 009 Part B for technical-chemical products. Ver. 1.0 June 2018, EPD-Norge.

|   |  |   |
|---|--|---|
|  <b>epd-norge.no</b><br>The Norwegian EPD Foundation | <b>Program operator and publisher</b><br>The Norwegian EPD Foundation<br>Post Box 5250 Majorstuen, 0303 Oslo, Norway | Phone: +47 23 08 80 00<br>e-mail: post@epd-norge.no<br>web: www.epd-norge.no    |
|    | <b>Owner of the declaration</b><br>Saint-Gobain Sweden AB, Weber floor<br>Box 415 SE-19162 Sollentuna                | Phone: +46 8 625 6105<br>e-mail: anders.anderberg@weber.se<br>web: www.weber.se |
|    | <b>Author of the Life Cycle Assessment</b><br>LCA.no AS<br>Dokka 1C 1671 Kråkerøy                                    | Phone: +47 916 50 916<br>e-mail: post@lca.no<br>web: www.lca.no                 |
|    | <b>Developer of EPD generator</b><br>LCA.no AS<br>Dokka 1C, 1671 Kråkerøy  | Phone: +47 916 50 916<br>e-mail: post@lca.no<br>web: www.lca.no                 |