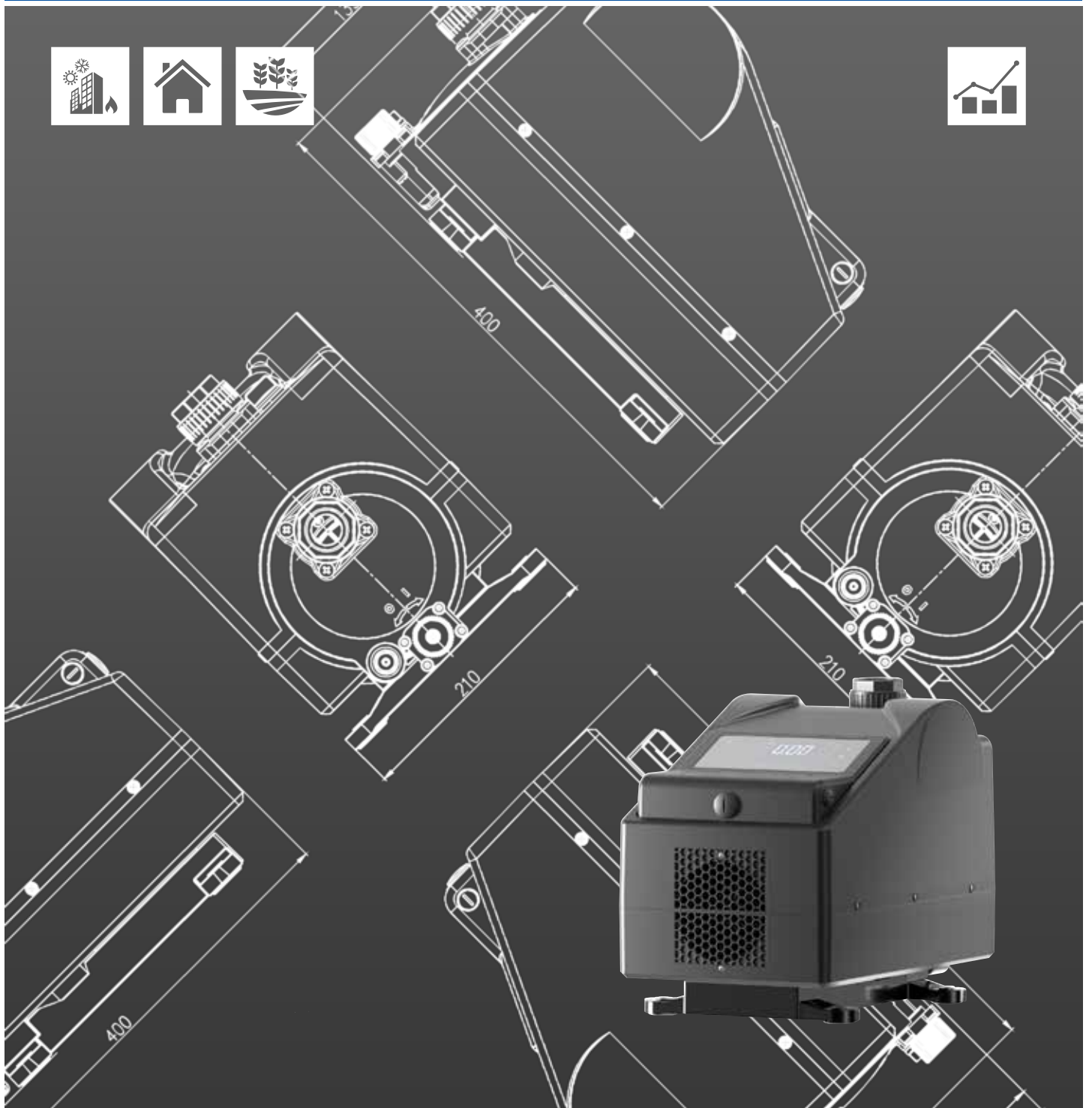


Looking ahead,  
going beyond expectations  
*Ahead > Beyond*



## HYDROSTATION

Data Book 50/60Hz



### INDEX

<b>DEFINITION AND USE OF PRESSURISATION UNITS</b> .....	<b>3</b>
<b>TYPICAL APPLICATIONS</b> .....	<b>3</b>
<b>OPERATING CONDITIONS</b> .....	<b>3</b>
TESTS AND TRIALS.....	3
MECHANICAL AND HYDRAULIC TESTS .....	3
ELECTRICAL TESTS.....	4
Principle of Operation of the booster set Hydrostation.....	4
<b>PRODUCT SPECIFICATIONS</b> .....	<b>5</b>
<b>CURVE SPECIFICATIONS</b> .....	<b>6</b>
<b>PERFORMANCE RANGE</b> .....	<b>7</b>
PERFORMANCE CHART .....	7
<b>DIMENSIONS AND WEIGHT</b> .....	<b>8</b>
HYDROSTATION.....	8
HYDROSTATION TWIN.....	9
HYDROSTATION TWIN MANIFOLD KIT.....	10

## DEFINITION AND USE OF PRESSURISATION UNITS

In situations in which a municipal water mains is lacking or insufficient for the proper operation of the services, one must install a pressurization unit to provide acceptable pressure and flow rates to even in the most unfavourable services. Pressurisation units are used wherever there is a need to increase the pressure, or to pressurise a water circuit. **EBARA HYDROSTATION pressurisation unit** is an automatic system with a pump designed to provide a simple and reliable solution to the most common requirements for maintenance of water supply pressure for apartment buildings, centres, offices and schools as well as providing auxiliary service in agricultural applications. They stand out for their robust construction, compact size, excellent efficiency and silent operation. Hydrostation is equipped with INVERTER and controlled by pressure transmitter and an integrated airless buffer tank.

## TYPICAL APPLICATIONS

BUILDING SERVICE	RESIDENTIAL	AGRICULTURE
		

## OPERATING CONDITIONS

EBARA HYDROSTATION pressurisation units can be used, in their standard versions, for civil, industrial and agricultural applications, as follows:

- building service
- water lifting and handling
- irrigation

The conveyed fluid must be: clean, potable, ground or mixed water, free of solid or fibrous suspensions and aggressive chemical substances.

The units must be installed under cover, protected from the weather and freezing.

- Conveyed water temperature 5÷45°C
- Ambient operating temperature 5÷50°C, no higher than 1000 m above sea level.
- Max relative humidity 60% at 45°C.

## TESTS AND TRIALS

Before shipping, all EBARA pressurisation units are subject to hydraulic, mechanical and electrical testing.

## MECHANICAL AND HYDRAULIC TESTS

- Pump direction of rotation
- Mechanical testing of moving parts and running noise

### ELECTRICAL TESTS ON THE PUMP

- Earthing system continuity
- Applied voltage (dielectric rigidity)
- Insulation resistance

### PRINCIPLE OF OPERATION OF HYDROSTATION

The unit is designed to operate as an integrated system that includes pump, permanent magnet synchronous motor and variable speed drive. Depending on water demand the unit operates in variable frequency mode to maintain constant pressure water supply.

**PRODUCT SPECIFICATIONS**

<b>HYDROSTATION</b>			
<b>Operating range</b>	Liquid Handled [type]	Clean water	
	Temperature [C°]	Liquid	min +5 max +45
		Ambient	min +5 max +50 (+55 for HYDROSTATION SA)
	Maximum working pressure [Mpa]	1	
	Nominal flow rate [m <sup>3</sup> /h]	5,6	
	Maximum suction depth [m]	6	
<b>Pipe connection</b>	Suction	GF 1"	
	Discharge	GF 1"	
<b>Material</b>	Casing cover	Nylon PA6 GF 30%	
	Impeller	PPO + GF 20%	
	Diffuser	PPO + GF 20%	
	Pump Shaft	Stainless Steel AISI 304	
	Mechanical Seal	Graphite/silicon carbide/EPDM	
	O-rings	EPDM/NBR	
<b>Motor data</b>	Voltage [Vac]	220/240	
	Acceptable voltage fluctuation	± 15%	
	Maximum current [A]	4,6	
	Power rating	[kW]	0,8
		[HP]	1
	Expected Cosp	0,8	
	Motor Efficiency	95%	
	Protection degree	IP65	
	Efficiency Class	IE5	
Noise Level [dBA]	<43		
<b>Applicable standard of test</b>		ISO 9906:2012 - Grade 3B	

**CURVE SPECIFICATIONS**

The specifications below qualify the curves shown on the following pages.

Tolerances according to ISO 9906:2012 – Grade 3B.

Measurements were carried out with clean water at 20°C of temperature and with a kinematic viscosity of  $\nu = 1 \text{ mm}^2/\text{s}$  (1 cSt).

The NPSH curve is an average curve obtained in the same conditions of performance curves.

During the pump selection, consider to get a safety margin of at least 0.5 m.

The continuous curves indicate the recommended working range. The dotted curve is only a guide.

In order to avoid the risk of over-heating, the pumps should not be used at a flow rate below 10% of best efficiency point.

**Symbols explanation:**

Q = volume flow rate

H = total head

P2 = pump power input (shaft power)

$\eta$  = pump efficiency

NPSH = net positive suction head required by the pump

***Pressure drops of the unit's fittings are not considered***

50<sub>Hz</sub>  
60<sub>Hz</sub>

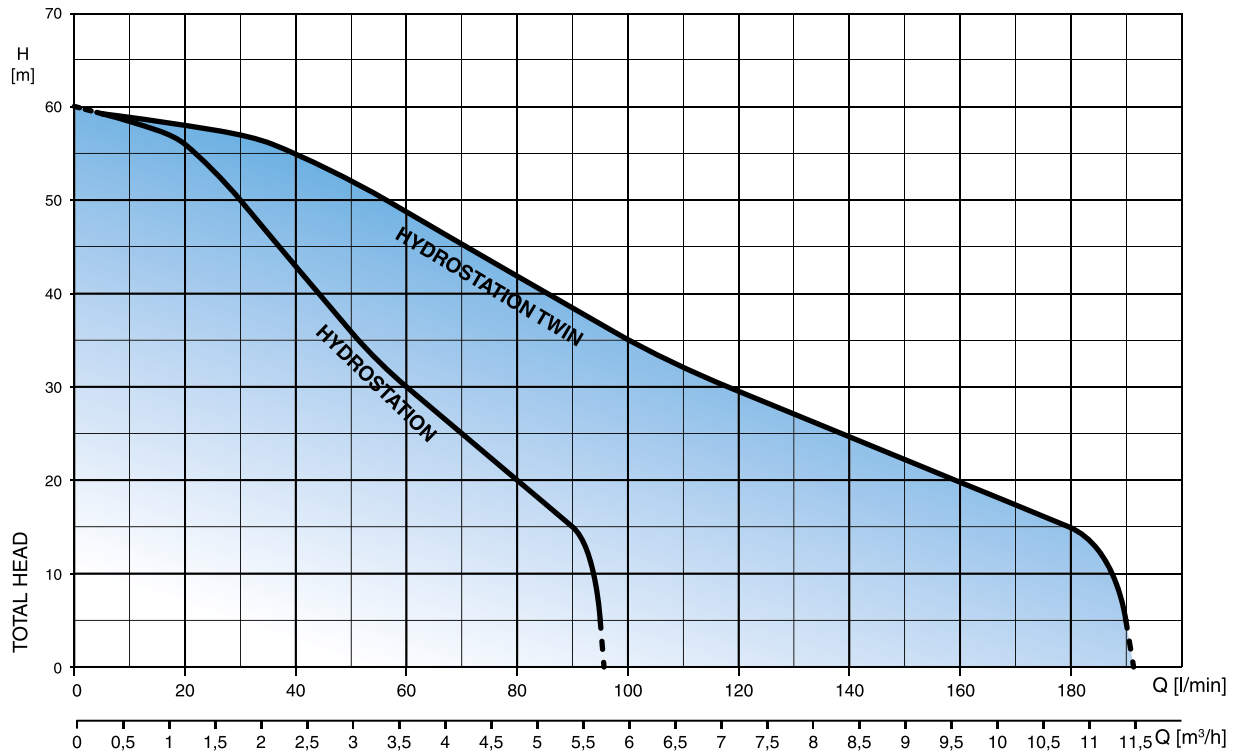
# HYDROSTATION

# PERFORMANCE CURVE

Rev. C

PERFORMANCE CURVE

## PERFORMANCE RANGE



## SELECTION CHART

Model	Motor		Q= Capacity											
	kW	HP	l/min	0	10	20	30	40	50	60	70	80	90	95
			m³/h	0	0,6	1,2	1,8	2,4	3	3,6	4,2	4,8	5,4	5,7
			H= Total manometric head in meters											
HYDROSTATION	0,8	1		60	58,5	56	50	43	36	30	25	20	15	5

Model	Motor		Q= Capacity											
	kW	HP	l/min	0	20	40	60	80	100	120	140	160	180	190
			m³/h	0	1,2	2,4	3,6	4,8	6	7,2	8,4	9,6	10,8	11,4
			H= Total manometric head in meters											
HYDROSTATION TWIN	0,8	1		60	58,5	56	50	43	36	30	25	20	15	5

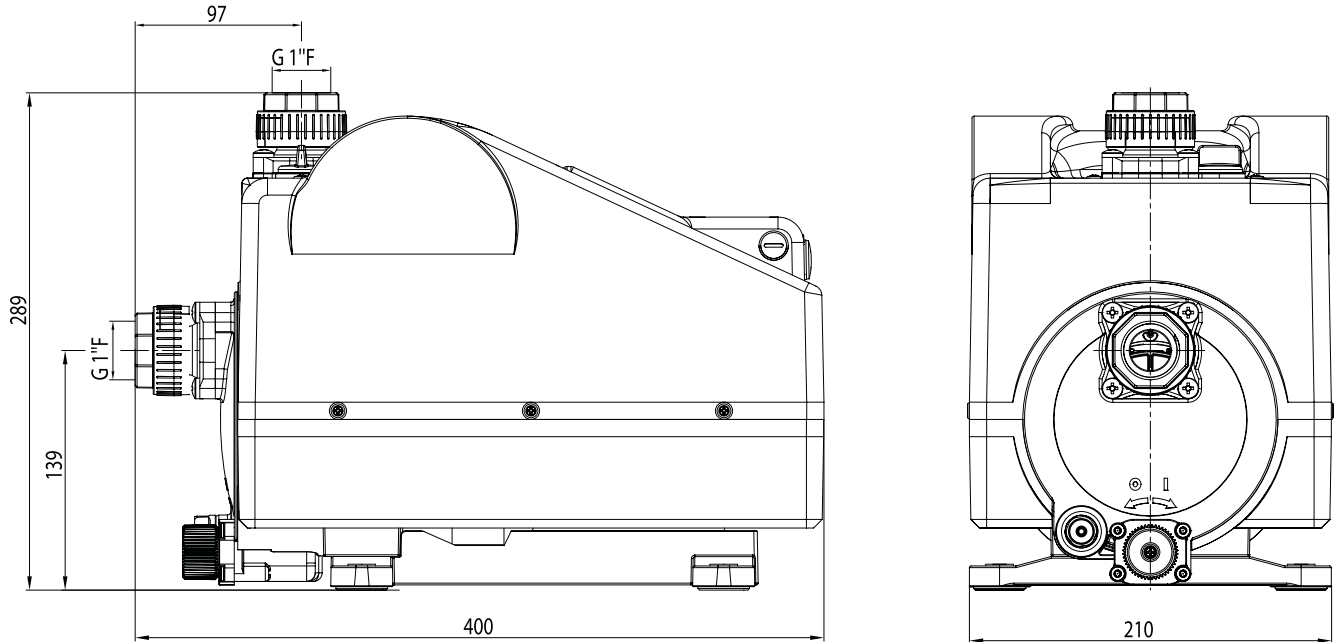
50<sub>Hz</sub>  
60<sub>Hz</sub>

# HYDROSTATION

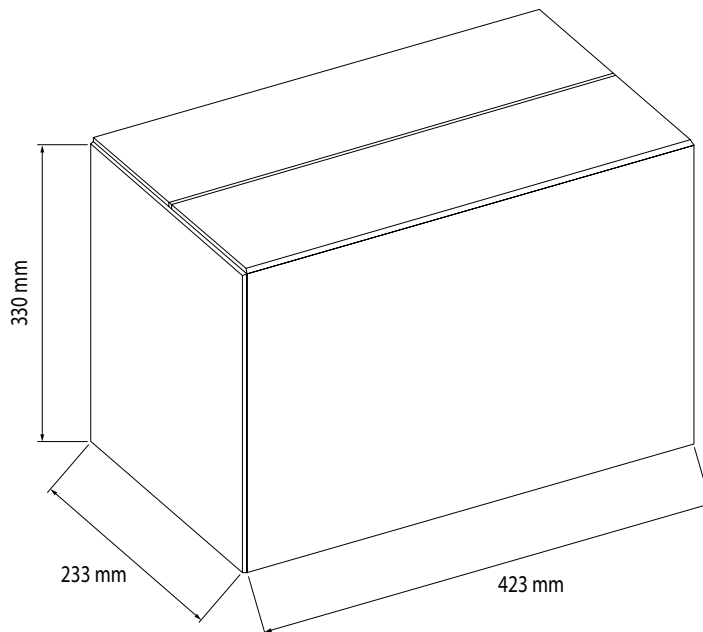
## DIMENSIONS AND WEIGHT

Rev. C

### HYDROSTATION PRODUCT DIMENSIONS



### PACKAGING DIMENSIONS



Weight: 13,5 Kg

The dimensions may change without notice.

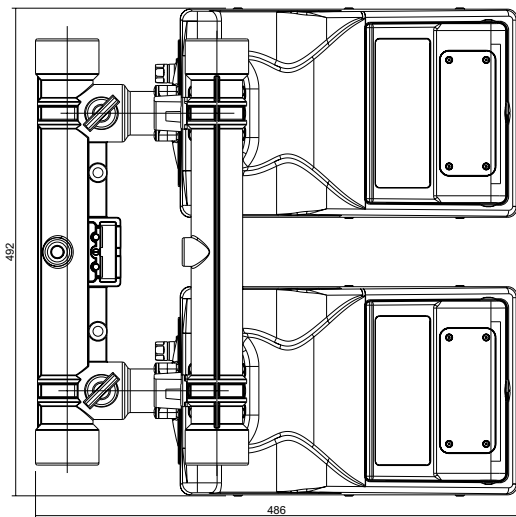
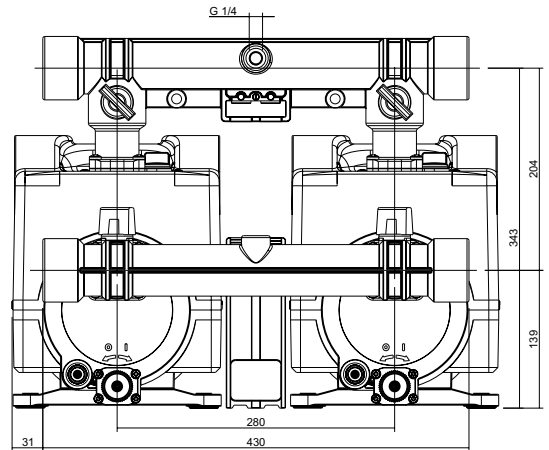
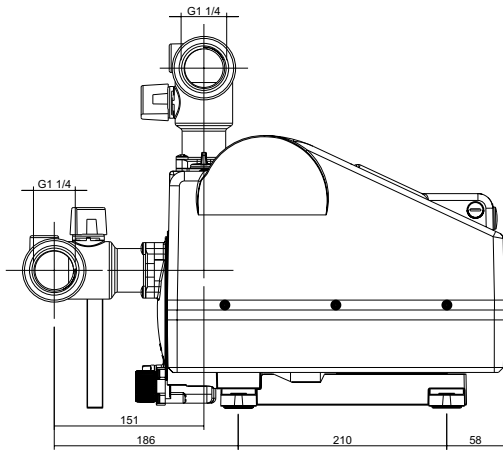
50<sub>Hz</sub>  
60<sub>Hz</sub>

# HYDROSTATION

## DIMENSIONS AND WEIGHT

Rev. C

### HYDROSTATION TWIN PRODUCT DIMENSIONS



The dimensions may change without notice.

50<sub>Hz</sub>  
60<sub>Hz</sub>

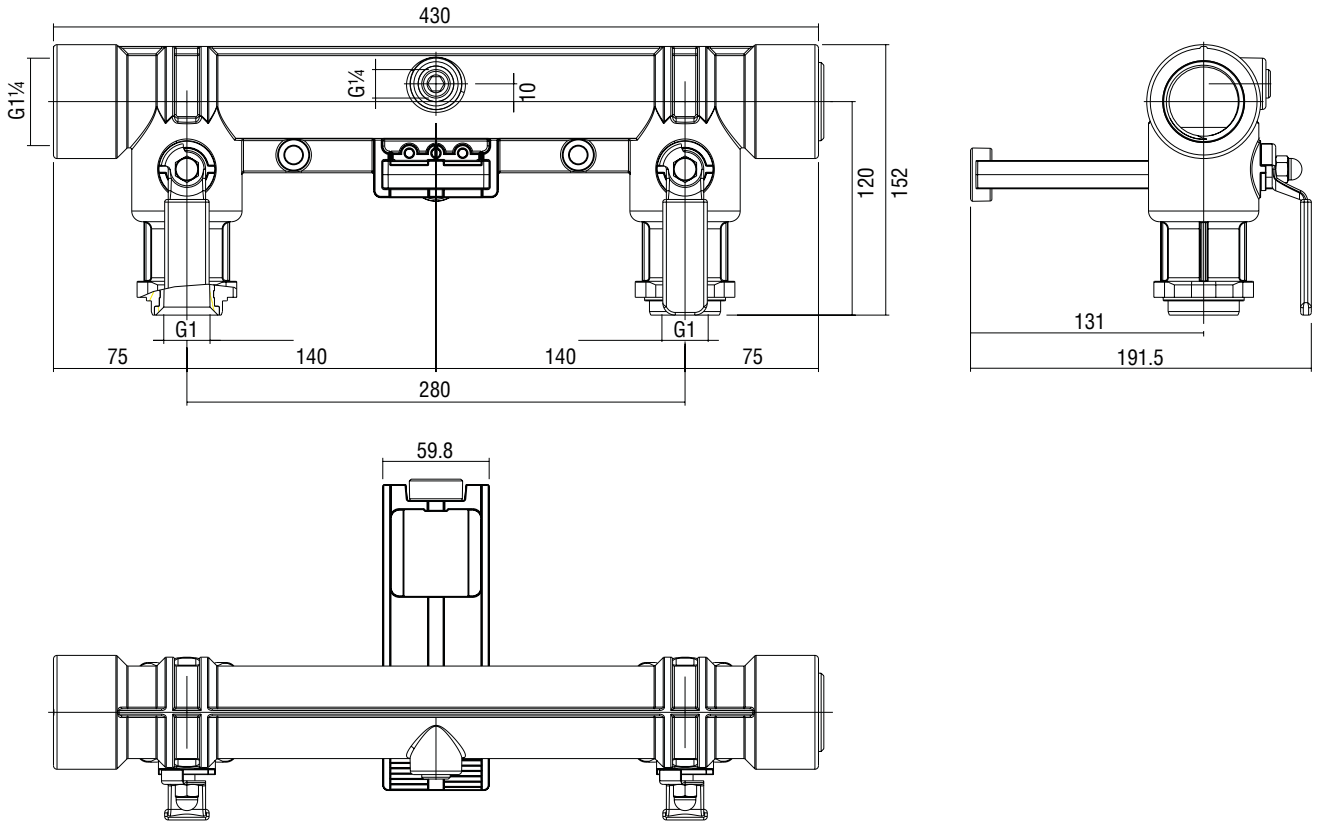
# HYDROSTATION

SECTION

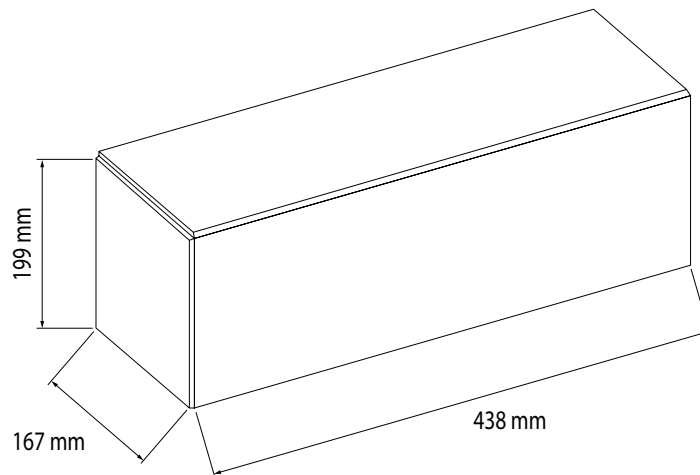
Rev. C

HYDROSTATION

## HYDROSTATION MANIFOLD KIT PRODUCT DIMENSIONS



## PACKAGING DIMENSIONS



The dimensions may change without notice.

10

**EBARA** Pumps Europe

EBARA Pumps Europe reserves the right to make modifications without prior notice





**EBARA Pumps Europe S.p.A.**  
Via Torri di Confine 2/1 int. C  
36053 Gambellara (Vicenza), Italy  
Tel. +39 0444 706811  
ebarapumps.epe@ebaracom  
www.ebaraeurope.com

**EBARA Pumps Europe S.p.A. GERMANY**  
Elisabeth-Selbert-Straße 2  
63110 Rodgau, Germany  
Tel. +49 (0) 6106-660 99-0  
info.epde@ebaracom

**EBARA Pumps South Africa (PTY) LTD**  
26 Kyalami Boulevard,  
Kyalami Business Park, 1684, Midrand,  
Gauteng, South Africa  
Tel. +27 11 466 1844  
ebaraeurope@ebaracom

**EBARA Pumps Europe S.p.A. UK**  
Unit A, Park 34  
Collett Way - Didcot  
Oxfordshire - OX11 7WB, United Kingdom  
Tel. +44 1895 439027  
marketing.epuk@ebaracom

**EBARA Pumps Europe S.p.A. FRANCE**  
122, Rue Pasteur  
69780 Toussieu, France  
Tel.: +33 04 72 76 94 82  
mktg.epr@ebaracom

**EBARA Pumps East Africa**  
Delta Corner Tower 2, 13th Floor, Office 1308,  
Chiromo Road, Westlands  
P.O. Box 13796-00800, Nairobi  
Tel.: +254(0)722913119  
info.epea@ebaracom

**EBARA POMPY POLSKA Sp. z o.o.**  
ul. Działkowa 115 A  
02-234 Warszawa, Poland  
Tel. +48 22 3909920  
marketing.epl@ebaracom

**EBARA Pumps Europe Nordic**  
Gustav III Boulevard 34,  
169 73 Solna, Sweden  
info.epen@ebaracom

**EBARA West Africa Limited**  
ewasales.epe@ebaracom