www.gustavsberg.com

SWE MONTERINGSANVISNING ATLANTIC TERMOSTAT
GBR MOUNTING INSTRUCTIONS ATLANTIC THERMOSTAT
DEN MONTERINGSANVISNING ATLANTIC TERMOSTAT
NOR MONTERINGSANVISNING ATLANTIC TERMOSTAT
FIN ATLANTIC TERMOSTAATTIHANOJEN ASENNUSOHJE
EST ATLANTIC TERMOSTAATSEGISTI PAIGALDUSJUHEND
LAT UZSTĀDĪŠANAS INSTRUKCIJA ATLANTIC TERMOJAUCĒJKRĀNS
LTU TERMOSTATINIO MAIŠYTUVO ATLANTIC MONTAVIMO INSTRUKCIJA
UKR ІНСТРУКЦІЯ З МОНТАЖУ ТЕРМОСТАТИЧНОГО ЗМІШУВАЧА ATLANTIC
CZE MONTÁŽNÍ NÁVOD ATLANTIC TERMOSTATICKÉ BATERIE
SVK MONTÁŽNY NÁVOD ATLANTIC TERMOSTATICKÉ BATÉRIE
ROU INSTRUCȚIUNI DE MONTARE ATLANTIC TERMOSTAT

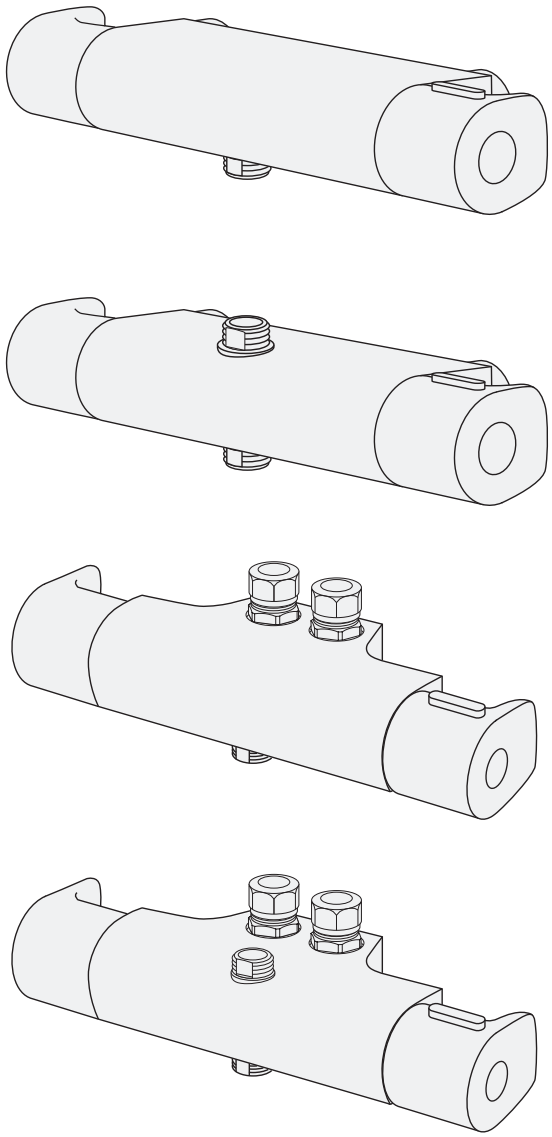

BRANSCHREGLER SÄKER VATTENINSTALLATION

Accepterad
monteringsanvisning
2021:1

Source NOBB, 3/6/2025

	Garanti. Takuu. Guarantee. Garantii. Garantija. Garantija. Гарантия. Záruku. Garanție. Гарантія.	3/26
	Tekniska data / Funktion Tehcnical data / Handling	4-6/26
	Nautic 150 c-c. 160 c-c	7/26
	Nautic 40 c-c	8/26
	Demontera - fryspunkt Dismount - freezing point Fjerne fastinstillingen Demontere-frysepunkt Irrota jos jäätymisvaara демонтаж- при замерзании Eemalda - külmumisvõimalusel Aizsalšanas slieksnis Išmontuoti esant užšalimo tikimybei Демонтувати при температурі нижче 0°C Odmontujte při mrazu Odmontujte pri mrazu	7/26
		9-10/26
	Skötsel Maintenance Beskyttelse Vedlikehold Hoito-ohje Уход Hooldus Kopšanas informācija Montavimas Догляд Péče o baterii Starostlivosť o batériu	10/26
	Rengöring Clean Rengøring Rengjøring Puhdistus очистка Puhastamine Tīrīšana Švarus Очищення Čistý	11-10/26
	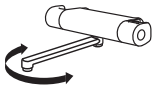	13/26
	Justera komforttemperatur Adjustment energy saving Justere idealtemperatur Justere komforttemperatur Esiasetetun lämpötila säätö Настройка функции энергосбережения Vee temperatuuri reguleerimine Enerģijas taupīšanas regulēšana Energijos taupymo reguliuotojas Налаштування збереження енергії Nastavení teploty vody Nastavenie teploty vody	14/26
	Begränsa temperaturen Limit temperature Begrænse temperaturen Begrense temperaturen Kuuman veden rajoittaminen Настройка ограничителя температуры Temperatuuri piiramine Temperatūras ierobežošana Ribota temperatūra Лімітування температури Hraniční teplota Hraničná teplota	15/26
	Justera komfortflöde Adjustment water saving Justere vandmængde Justere komfortmengde Säästövirtaaman säätö Настройка функции водосбережения Veehulga reguleerimine Ūdens taupīšanas regulēšana Vandens taupymo reguliuotojas Налаштування збереження води Nastavení úspory vody Nastavenie úspory vody	15/26
	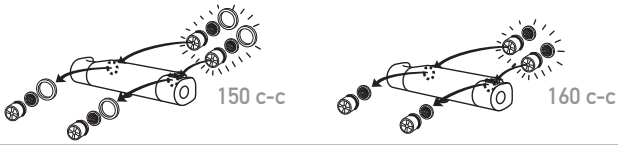	16/26
		17-18/26
	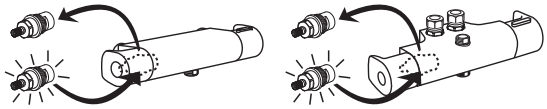	19/26
		20/26
	Rengöring Clean Rengøring Rengjøring Puhdistus очистка Puhastamine Tīrīšana Švarus Очищення Čistý	21-23/26
	Instruktion för hetvatten genomspolning Instructions how to disinfect Instruktion for varmt vand gennemspulning Instrusjon desinfeksjon/gjennomspylning med varmtvann Ohjeet kuinka suorittaa kuumavesihuuhtelu	24-25/26
	Reservdelar Spare parts Reservedeler Reservedele Varaosat Varuosad Atsarginės dalys Rezerves daļas Запасные части	26/26

SE GARANTI
Produkten har garanti enligt respektive lands gällande branschvillkor.

Direktiv vid reklamation
Våra produkter är tillverkade enligt väldigt stränga kvalitetskrav. Om en produkt trots det är felaktig, ber vi er i första hand att kontakta din återförsäljare. Ärendet underlättas genom att uppvisa kvitto och uppge produktnummer och inköpsdatum.

DK GARANTI
Produktet har garanti i forhold til gældende dansk lovgivning.

Vejledning ved reklamation
Vores produkter er fremstillet i overensstemmelse med markedets strengeste krav til kvalitet. Skulle produktet mod forventning være behæftet med fejl henviser vi til den forhandler, hvor produktet er købt. Kvittering skal kunne fremvises, hvis forhandleren forlanger det, ligesom oplysninger om produktnummer og købsdato skal kunne dokumenteres.

NO GARANTI
Produktene har garanti i henhold til respektive lands gjeldende bransjevilkår.

Instrukser ved reklamasjon
Våre produkter er produsert i henhold til veldig strenge kvalitetskrav. Om et produkt til tross for dette skulle være feilaktig, ber vi deg vennligst ta kontakt med forhandleren. Vi ber deg medbringe kvittering og oppgi innkjøpsdato samt produktnummer.

FI TAKUU
Noudatamme alamme yleisiä toimitusehtoja.

Reklamaatio
Tuotteemme ovat valmistettu Villeroy & Bochin ja Gustavsbergin laatuvaatimuksien mukaisesti. Mikäli tuote kuitenkin on virheellinen pyydämme teitä kääntymään ensisijaisesti tuotteen myyjän puoleen. Käsittelyn helpottamiseksi säilyttäkää tosite tuotteen ostosta.

GB GUARANTEE
The product has a guarantee accordingly to industry rules in every country.

Instructions for complaints
Our products are made according to very strict quality demands. If the product is faulty in spite of that we ask you kindly to take it to your reatailer. We also ask you to bring the receipt and be prepared to inform about the product number and purchasing date.

EE GARANTII
Antud tootel on garantii vastavalt tehase poolt kehtestatud tingimustele.

Juhised reklamatsioonide käsitlemiseks
Meie tooted on valmistatud silmas pidades väga täpseid kvaliteedistandardeid. Juhul kui olete saanud praaktoote, palume Teil toimetada see kas meie edasimüüja juurde või võtta ühendust esindusega. Samuti palume alles hoida ostutšekk ning vajadusel anda informatsiooni tootenumbri ja ostu sooritamise aja kohta.

LV GARANTIJA
Izstrādājumam ir garantija saskaņā ar ražotāja standartiem.

Instrukcija kvalitātes problēmu gadījumā
Mūsu produkcija tiek ražota pēc ļoti striktiem kvalitātes kritērijiem. Taču – gadījumā, ja produktam tiek konstatēta kvalitātes problēma – lūdzu, sazinieties ar pārdevēju. Lūdzu, esiet gatavi arī uzrādīt pirkuma čeku ar pirkuma datumu.

LT GARANTIJA
Gaminiams garantija suteikiama atsižvelgiant į konkrečios šalies kokybės reikalavimus.

Reklamacijos
Mūsų produkcija pagaminta vadovaujantis griežtais kokybės reikalavimais. Jei gaminys nekokybiškas – prašome jį grąžinti pardavejui, pateikiant pirkimo čekį, gaminio numerį bei nurodant pirkimo datą.

ГАРАНТІЯ
Ця продукція підтримується гарантією у відповідності з правилами та законами, що діють у країні збуту.

Рекламації.
Наша продукція відповідає сучасним стандартам та вимогам щодо якості. У випадку виникнення несправності, Ви можете звернутися в торгову організацію, де був придбаний цей виріб. Для оформлення рекламації необхідно додати супровідні документи щодо виробу та чек, що підтверджує найменування та дату покупки

RU ГАРАНТИЯ
Гарантийные условия устанавливаются в соответствии с законами и правилами,которые действуют в стране сбыта.

Рассмотрение рекламаций
Наша продукция соответствует современным стандартам и требованиям к качеству.В случае возникновения неисправности Вы можете обратиться в торговую организацию,где было приобретено данное изделие.При заявлении рекламации необходимо предъявить сопроводительные документы к данной продукции и чек, подтверждающий дату покупки.

GARANTII
Antud tootele kehtivad garantiitingimused tulenevad kohalikest õigusaktidest.

Juhised reklamatsioonide käsitlemiseks
Meie tooted on valmistatud silmas pidades väga täpseid kvaliteedistandardeid. Juhul kui olete saanud praaktoote, palume Teil toimetada see kas meie edasimüüja juurde või võtta ühendust esindusega. Samuti palume alles hoida ostutšekk ning vajadusel anda informatsiooni tootenumbri ja ostu sooritamise aja kohta.

GARANTIJA
Produktam ir garantija atbilstoši nozares noteikumiem konkrētajā valstī.

nstrukcijas sūdzību pieteikšanai
Mūsu produkti ir izgatavoti saskaņā ar ļoti stingriem kvalitātes prasībām. Tomēr, ja produkts ir bojāts, mēs lūdzam griezties produkta iegādes vietā. Mēs lūdzam arī sagatavot uzrādīšanai pirkuma čeku un informāciju par pirkuma datumu.

GARANTIJA
Gaminiams garantija suteikiama atsižvelgiant į konkrecios šalies kokybes reikalavimus.

Pretenzijos
Mūsu produkcija pagaminta vadovaujantis griežtais kokybes reikalavimais. Jei gaminys nekokybiškas – prašome jį gražnti pardavejui, pateikiant pirkimo čekį, bei nurodyti pirkimo datą

TEKNISK DATA / TECHNICAL DATA

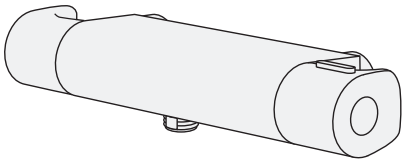

Artnr/Art no	RSK no
GB41201304	8350146
GB412013040	8350147
GB41211304	8350203
GB412113040	8350204

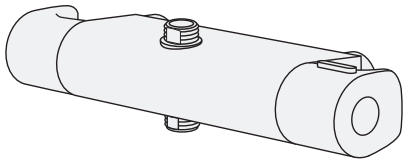

Artnr/Art no	RSK no
GB41201302	8350145
GB41211302	8350202

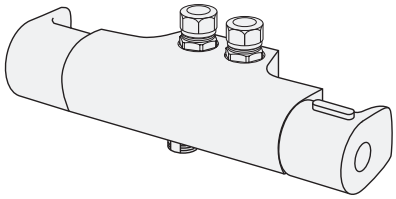

Artnr/Art no	RSK no
GB41201404	8350151

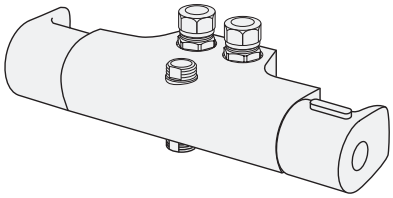

Artnr/Art no	RSK no
GB41201402	8350150

TEKNISK DATA / TECHNICAL DATA

EUFI29-22005583-TH

C900798

SV: Dessa blandare uppfyller kraven gällande återströmning enligt SS-EN 1717 och SäVa § 4.3.2 utan behov av kompletterande produkter eller åtgärder.

Standard / Standard	EN1111
Drifttryck / Working preassure	50-1000 kPA
Provningstryck max / Testpressure max	1600 kPA
Max varmvattentemperatur / Max. hot water temperature	80° C
Rekommenderad varmvattentemp. / Recommended hot water temp.	60° C
Kallvattentemperatur / Cold water	10° C
Anslutning / Connection	150c-c G3/4. 160c-c M26 X1.5 40c-c G1/2
Återströmningsskydd / Backflow preventer Dusch / Shower	EN1717 EB
Desinfektion / Thermal disinfection	70°C. 4 minutes

ATLANTIC 150 c-c. 160 c-c. 40 c-c.

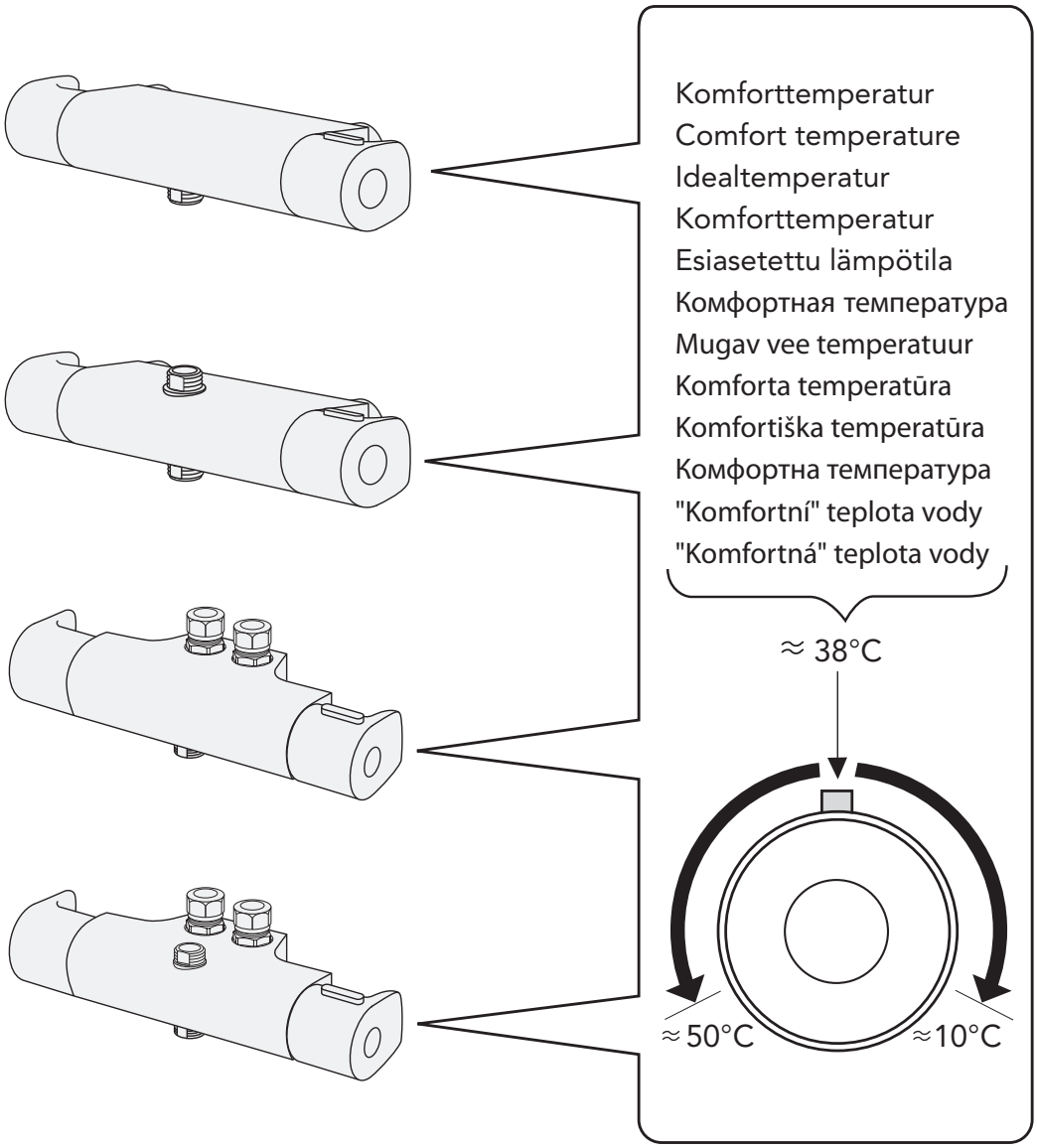

ATLANTIC 150 c-c. 160 c-c

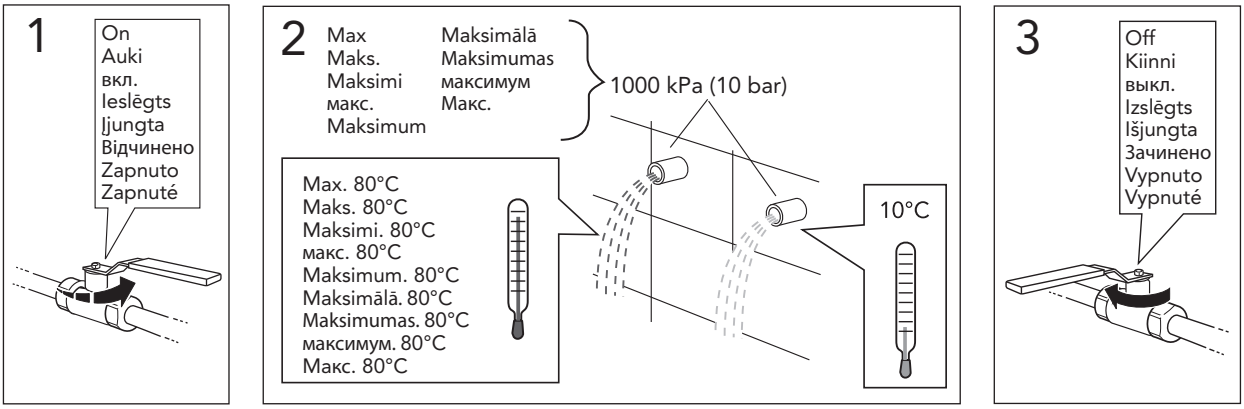

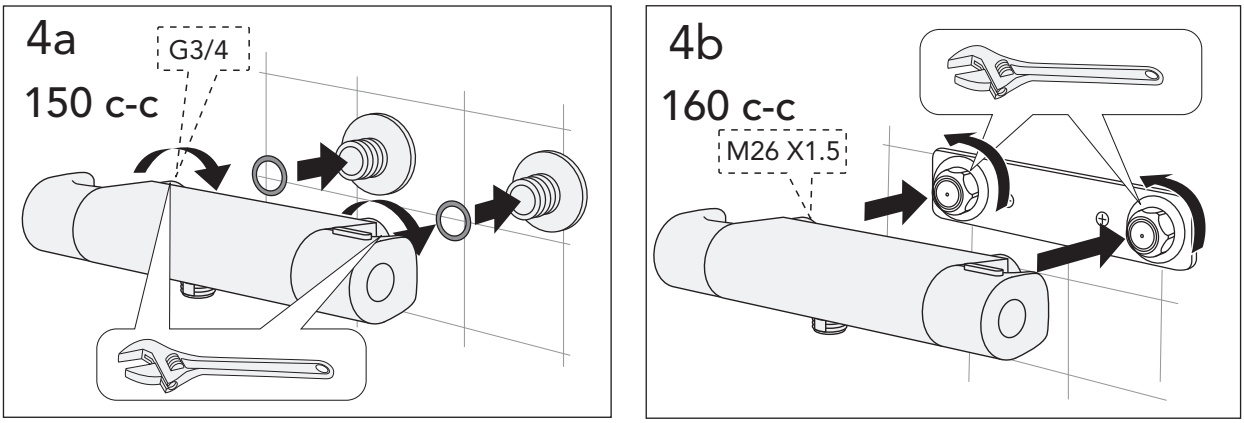

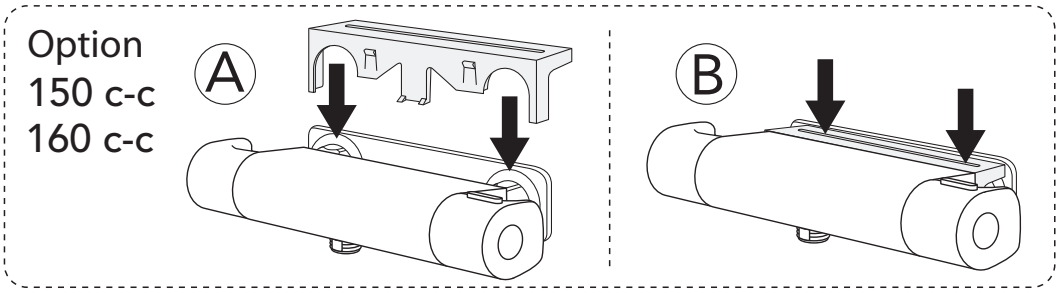

NEW NAUTIC 150 c-c. 160 c-c

Demontera - fryspunkt
Dismount - freezing point
Fjerne fastinstillingen
Demontere-frysepunkt
Irrota jos jäätymisvaara
демонтаж- при замерзании
Eemalda - külmumisvõimalusel
Aizsalšanas slieksnis
Išmontuoti esant užšalimo tikimybei
Демонтувати при температурі нижче 0°C
Odmontujte při mrazu
Odmontujte pri mrazu

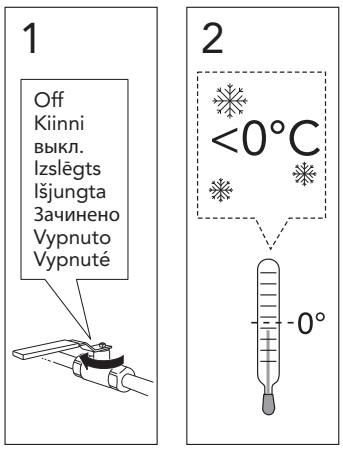

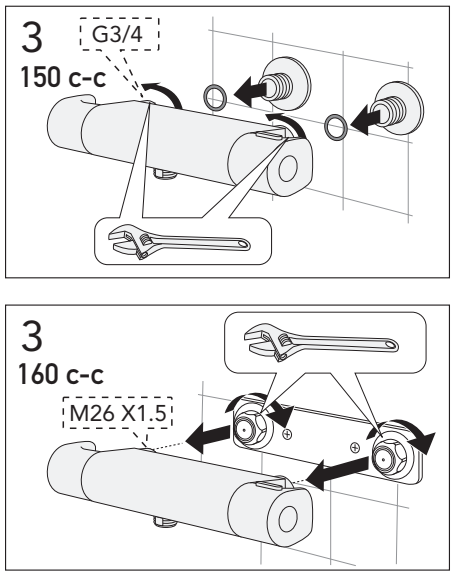

ATLANTIC
40 c-c

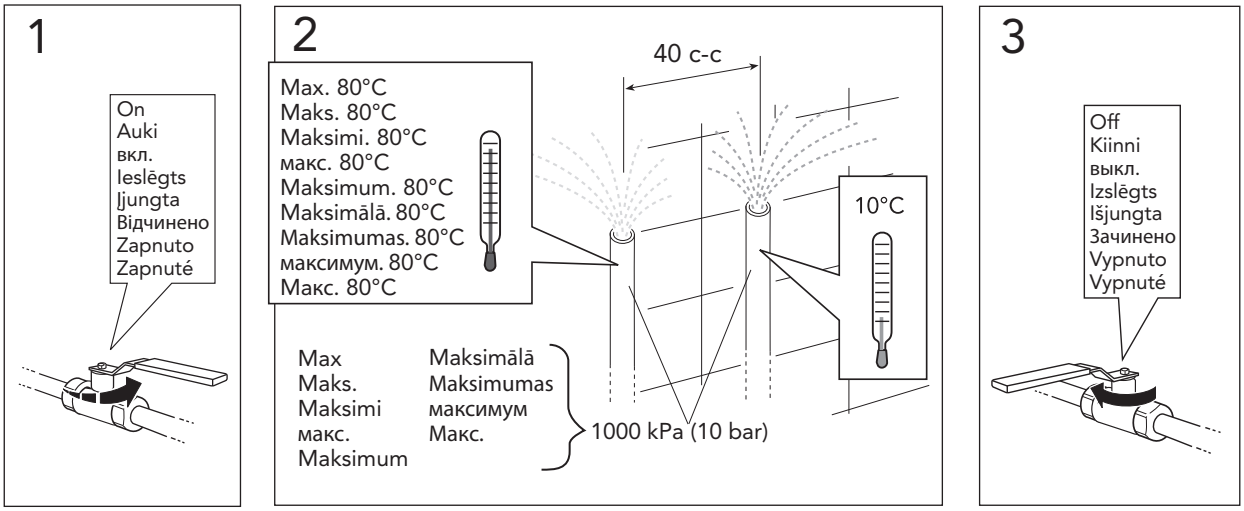

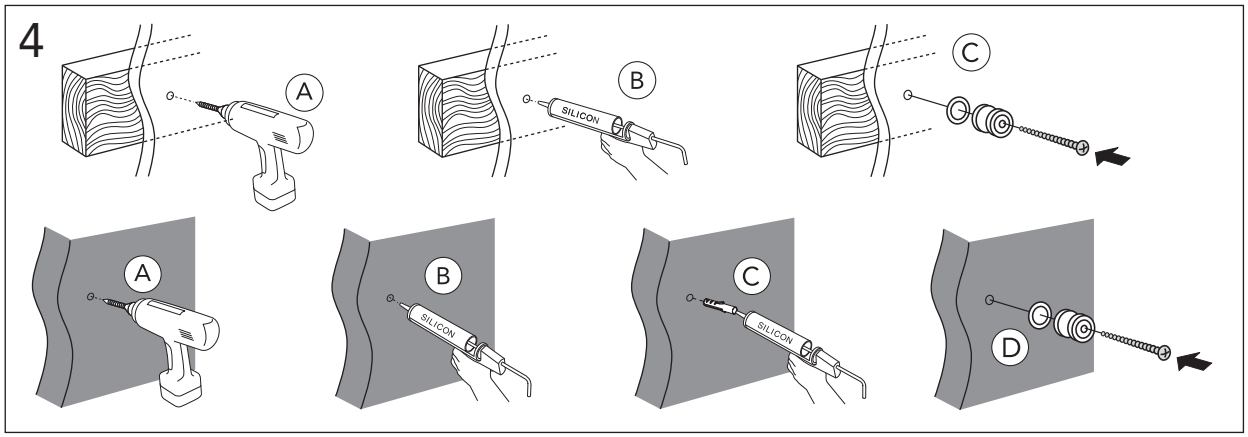

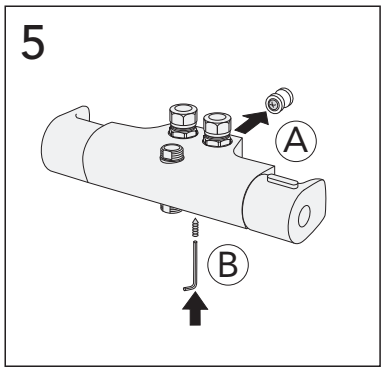

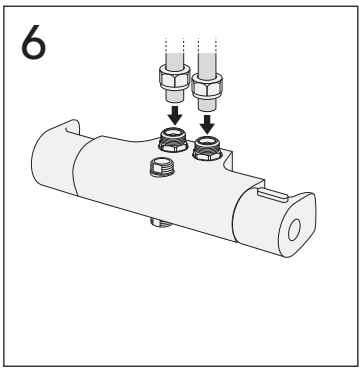

ATLANTIC

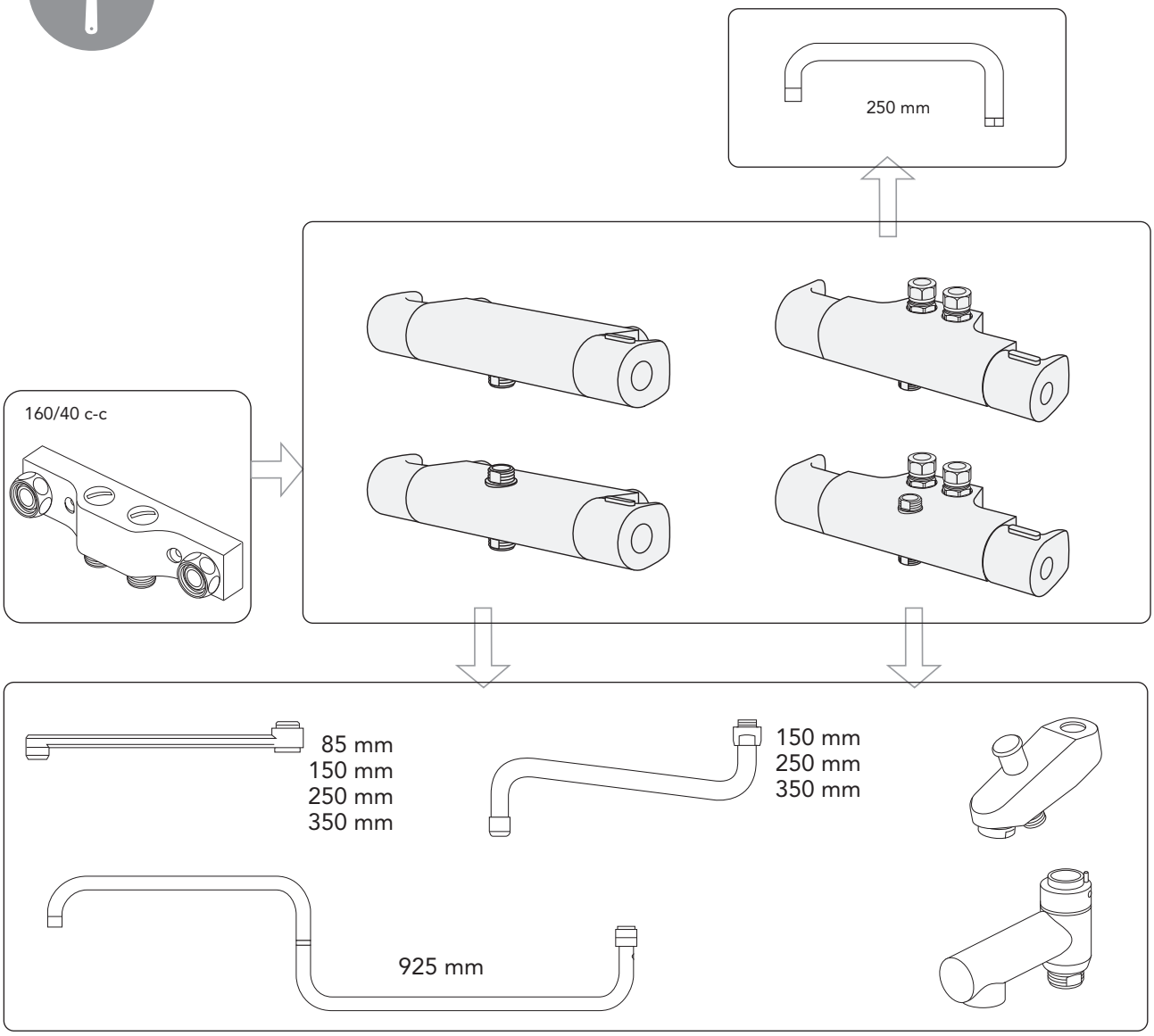

NEW NAUTIC

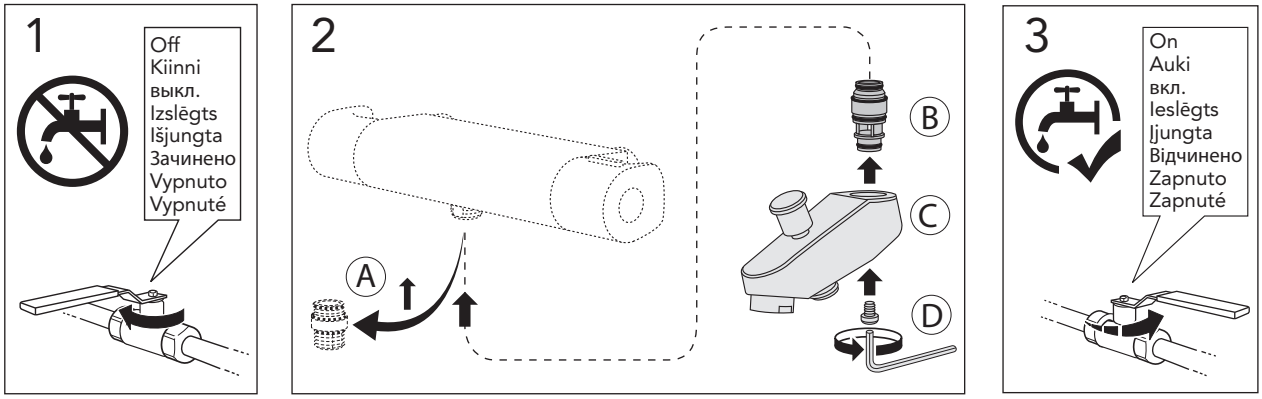

ATLANTIC

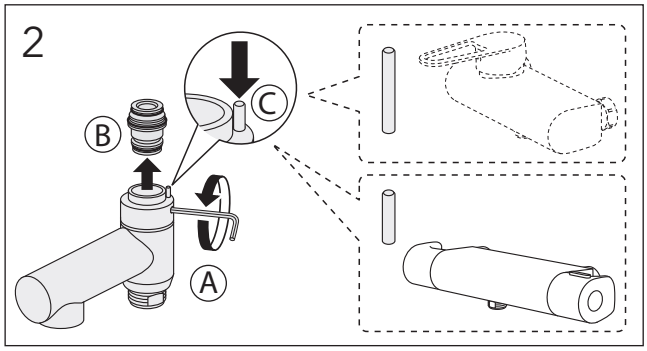

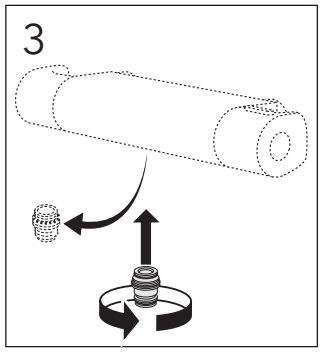

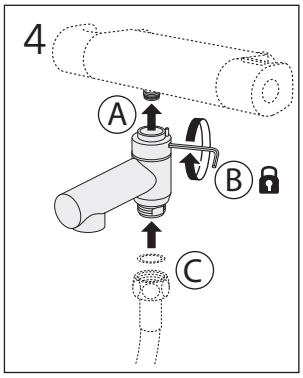

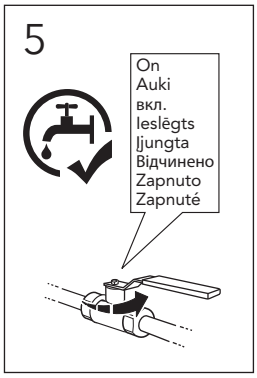

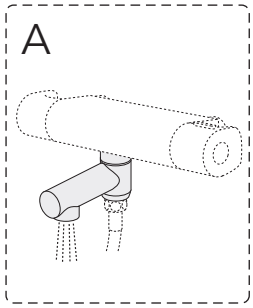

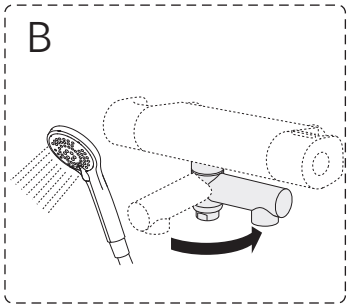

ATLANTIC

Skötsel
Maintenance
Beskyttelse
Vedlikehold
Hoito-ohje
Уход
Hooldus
Kopšanas informācija
Montavimas
Догляд
Péče o baterii
Starostlivosť o batériu

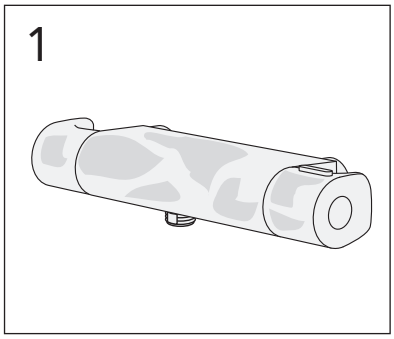

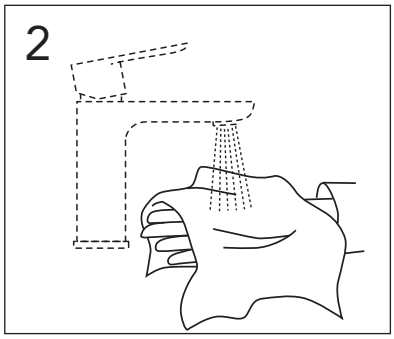

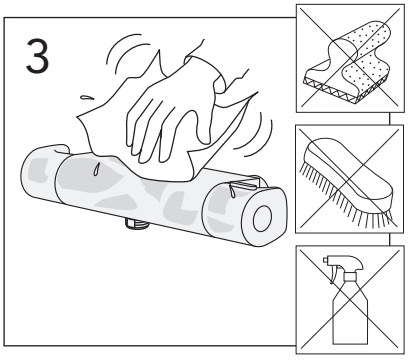

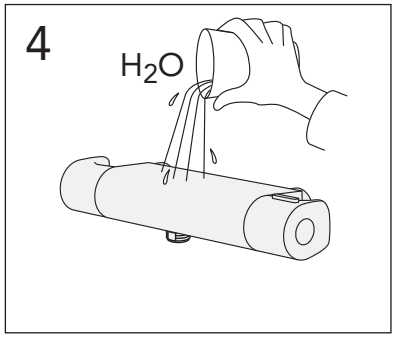

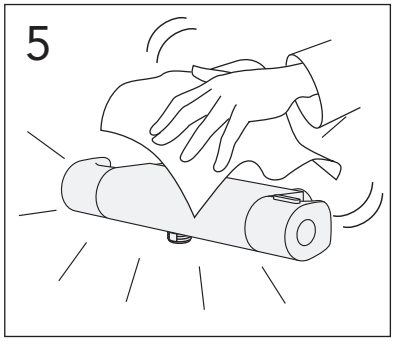

ATLANTIC 150 c-c

Rengöring filter
Cleaning filter
Rengøringsfilter
Rengjøringsfilter
Sihtien puhdistus
Очистка фильтра
Sõela puhastamine
Attīrīšanas filtrs
Valymo filtras
Очистка фільтру
Čistění filtru
Čistenie filtra

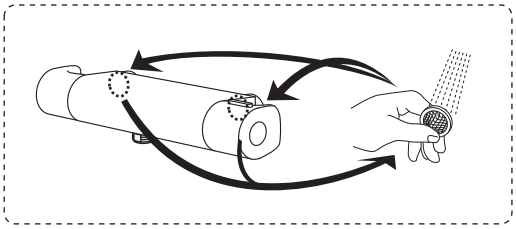

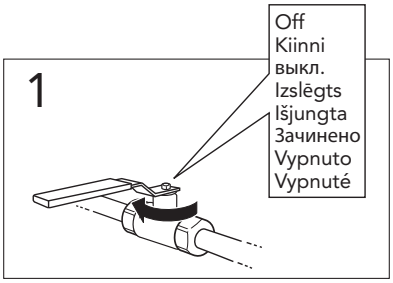

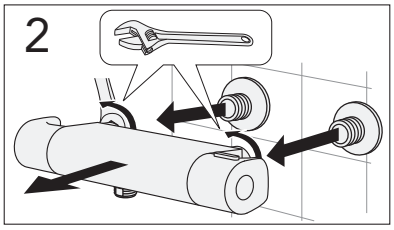

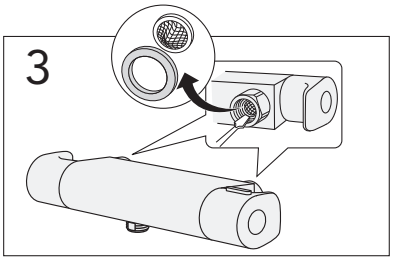

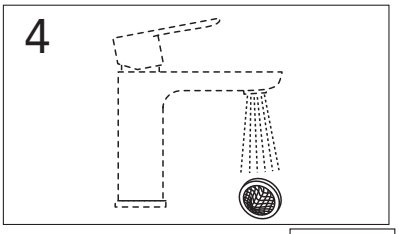

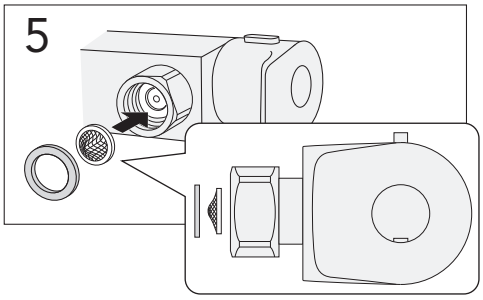

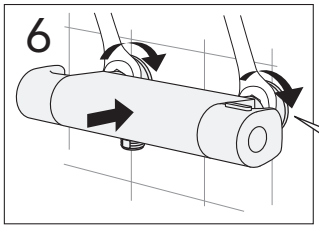

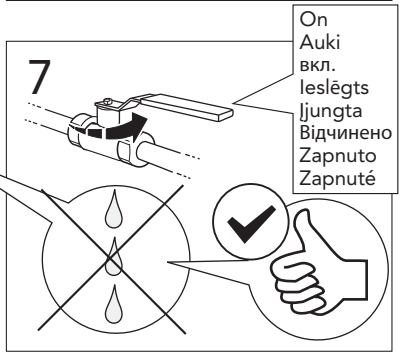

ATLANTIC 160 c-c

Rengöring filter
Cleaning filter
Rengøringsfilter
Rengjøringsfilter
Sihtien puhdistus
Очистка фильтра
Sõela puhastamine
Attīrīšanas filtrs
Valymo filtras
Очистка фільтру
Čistění filtru
Čistenie filtra

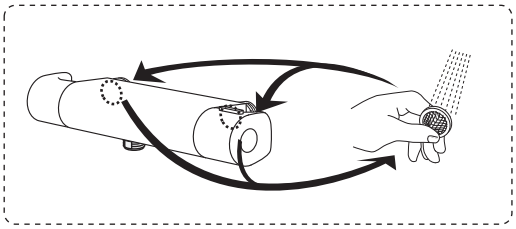

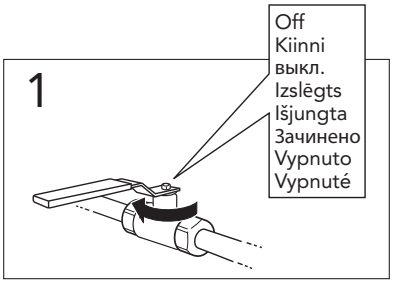

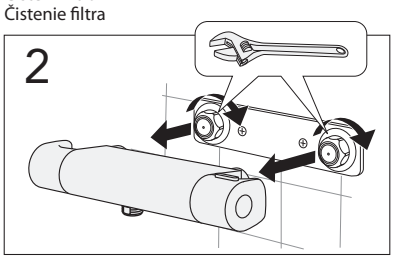

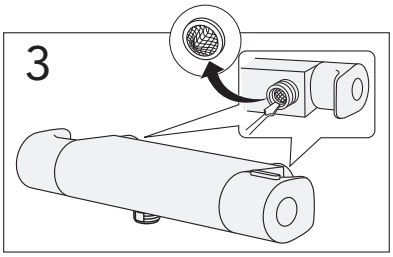

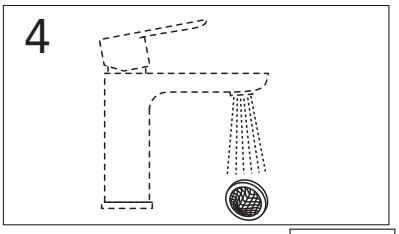

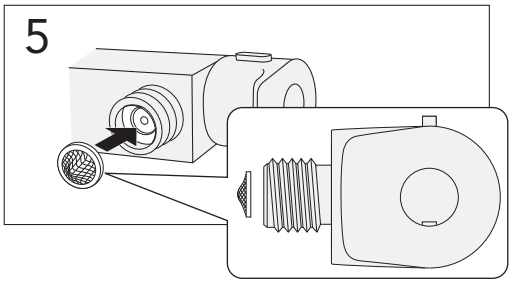

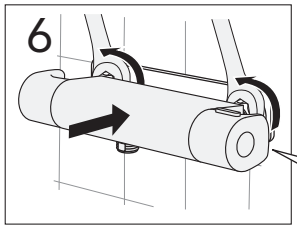

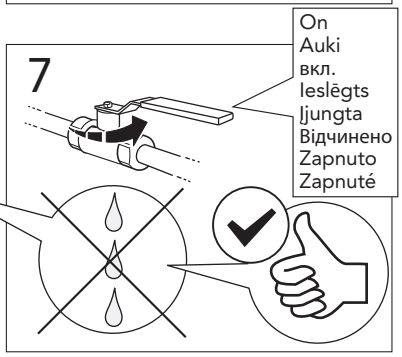

ATLANTIC 40 c-c

40 c-c

Rengöring filter
Cleaning filter
Rengøringsfilter
Rengjøringsfilter
Sihtien puhdistus
Очистка фильтра
Sõela puhastamine
Attīrīšanas filtrs
Valymo filtras
Очистка фільтру
Čistění filtru
Čistenie filtra

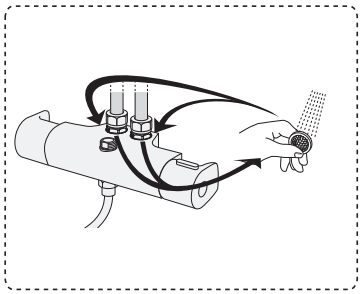

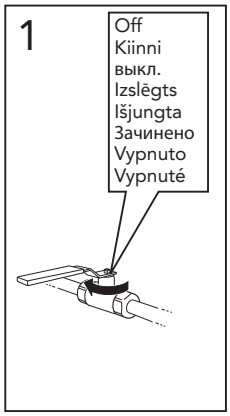

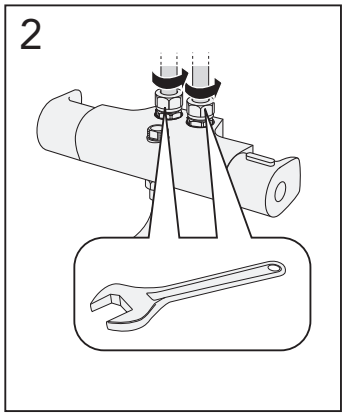

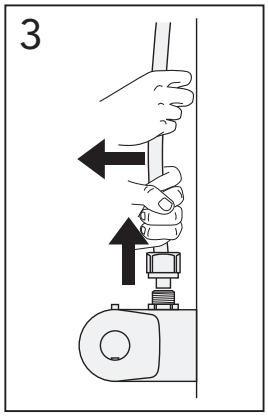

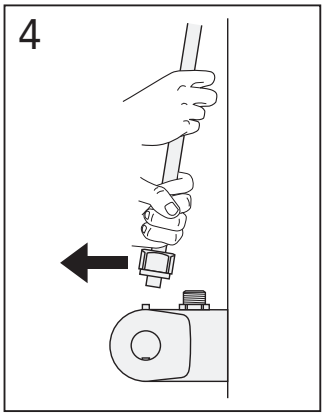

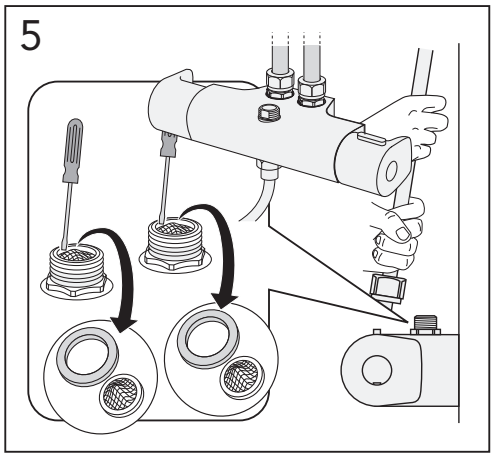

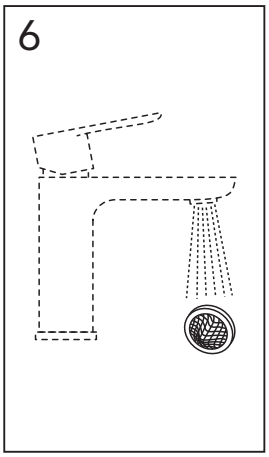

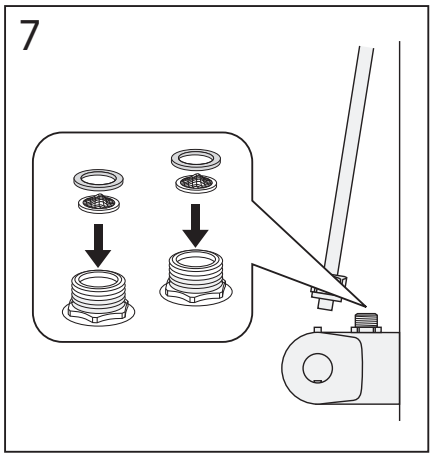

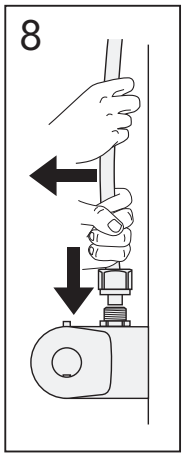

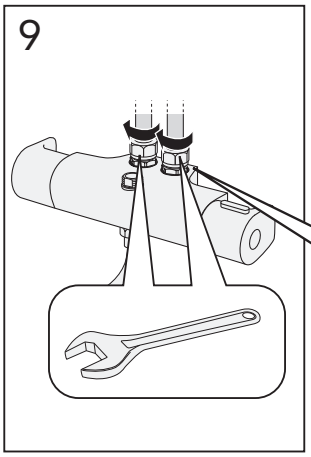

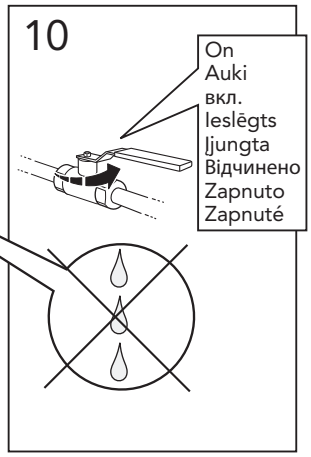

ATLANTIC

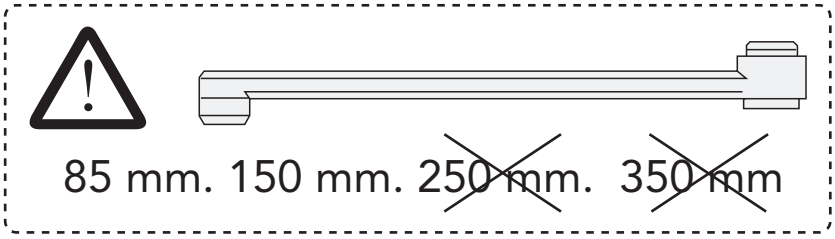

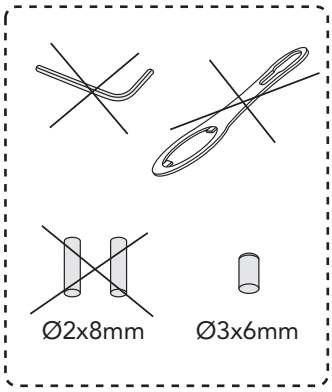

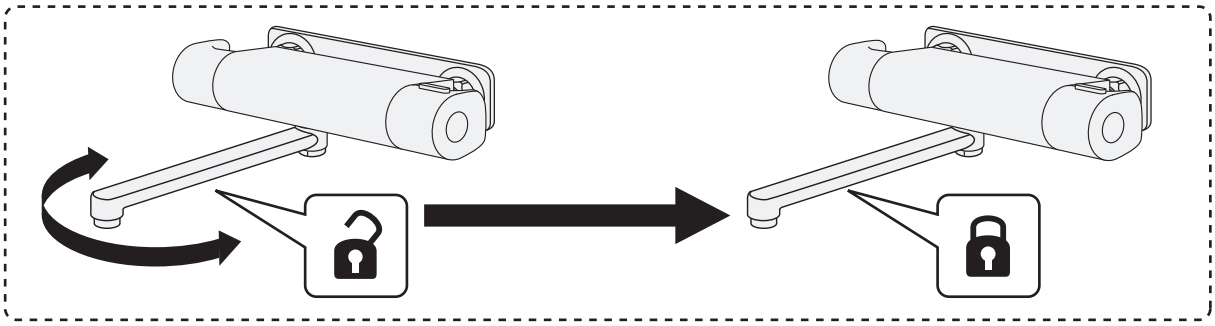

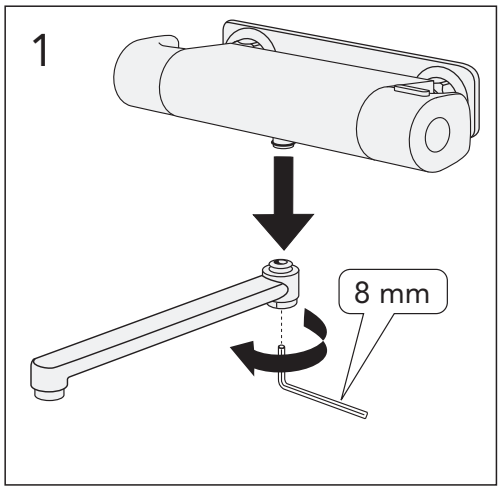

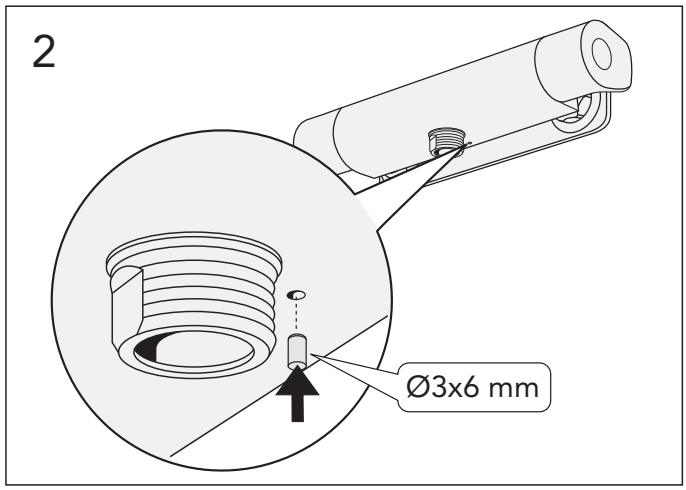

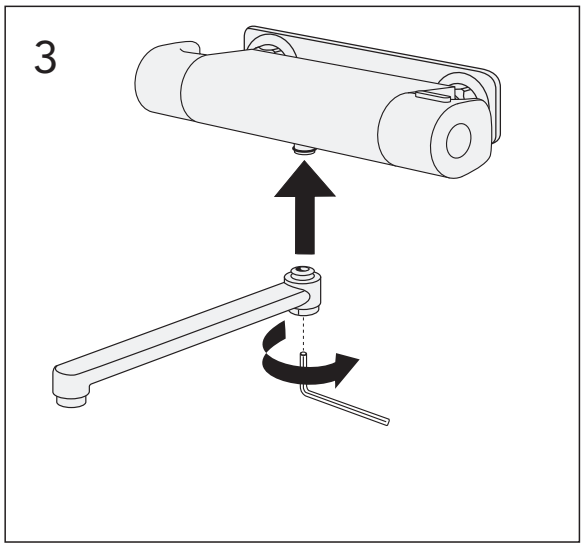

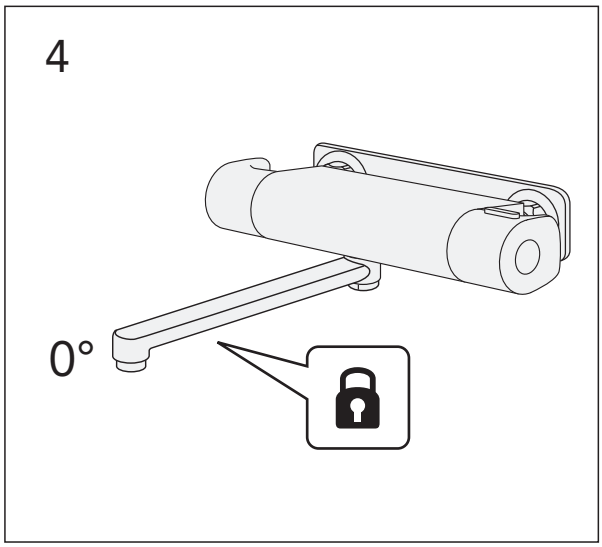

ATLANTIC

Justera temperaturen
Temp adjustment
Justere temperaturen
Justere temperaturen
Säädä lämpötilarajoitin
Настройка ограничителя температуры
Temperatuuri reguleerimine
Temperatūras regulēšana
Temperatūros reguliuotojas
Налаштування температури
Nastevení teploty
Nastevenie teploty

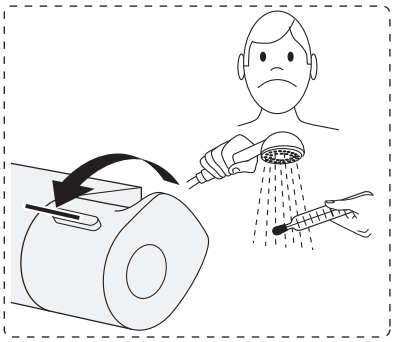

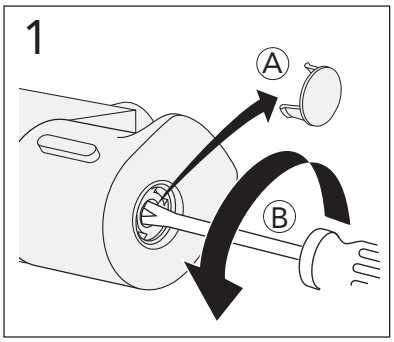

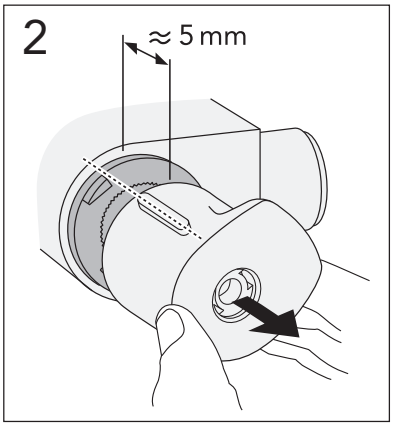

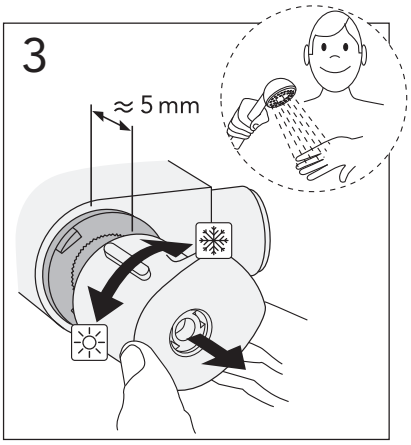

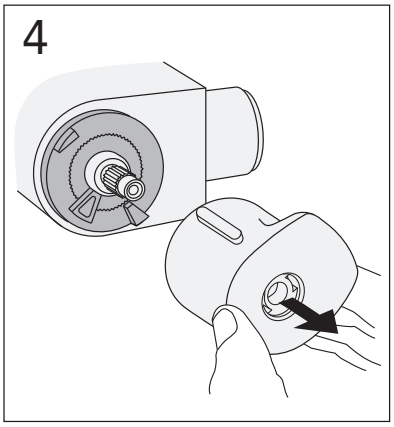

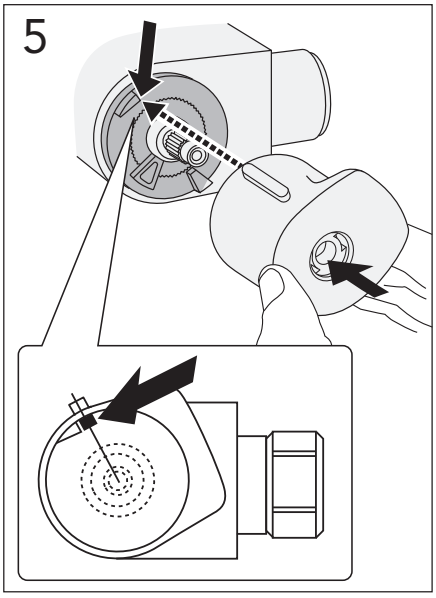

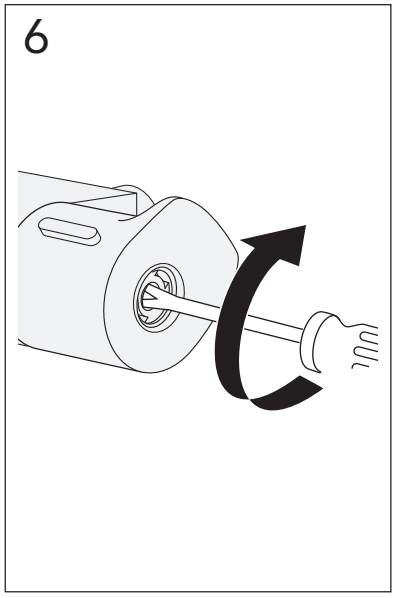

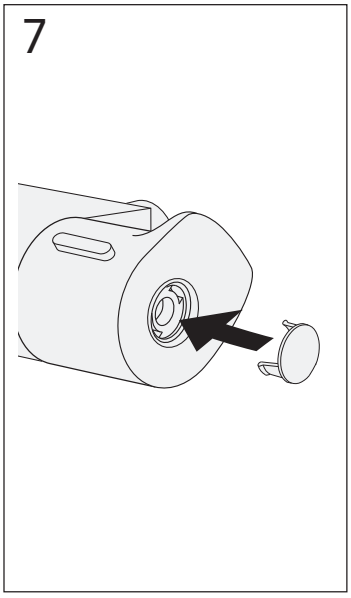

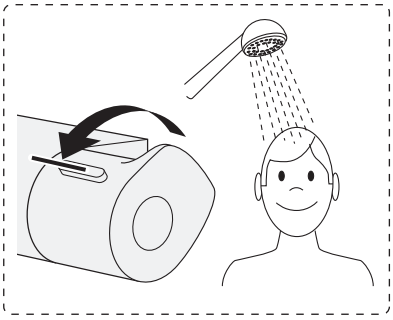

ATLANTIC

Begränsa temperaturen (Maxvärme)
Limit temperature (Max hot)
Begrænse temperaturen (Max varme)
Begrense temperaturen (Maks varme
Kuuman veden rajoittaminen (Kuuman veden rajoittaminen)
Настройка ограничителя температуры (Ограничитель горячей воды)
Temperatuuri piiramine (Reguleerimine maksimum temperatuurile)
Temperatūras ierobežošana (Maksimāli karsts)
Ribota temperatūra (Maksimaliai karšta)
Лімітування температури (Масимально гаряча)
Hraniční teplota (Max horká)
Hraničná teplota (Max horúca)



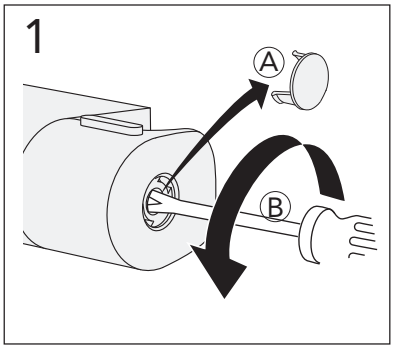

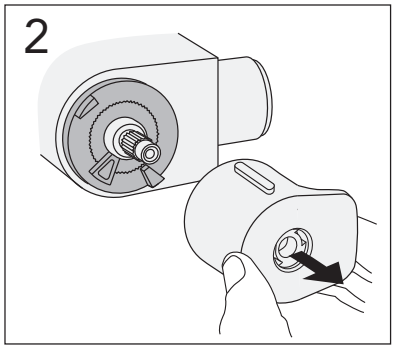

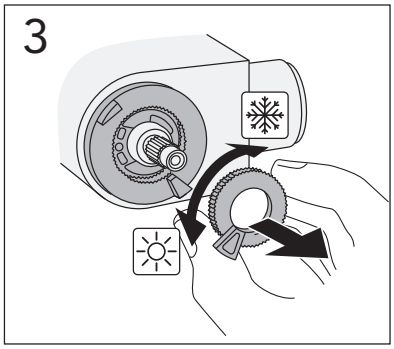

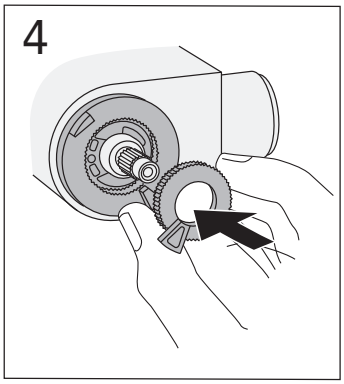

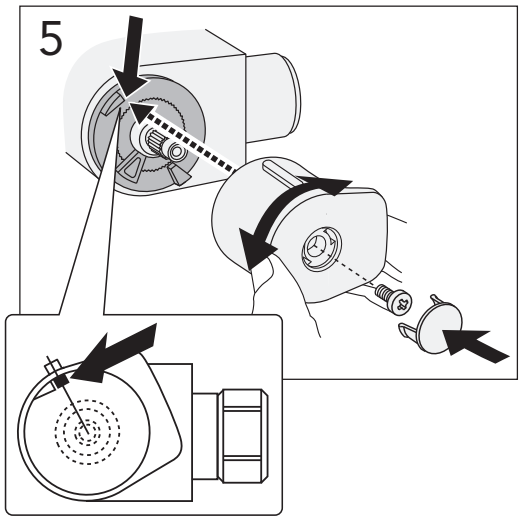



ATLANTIC 150 c-c

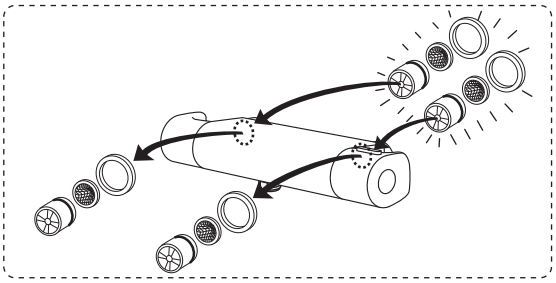

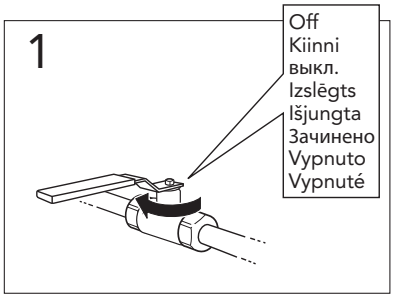

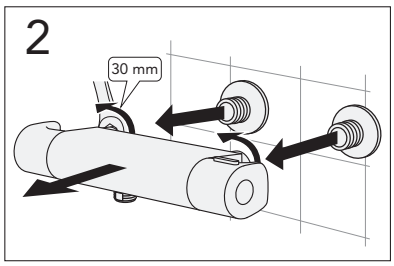

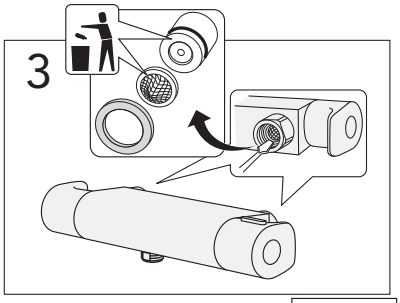

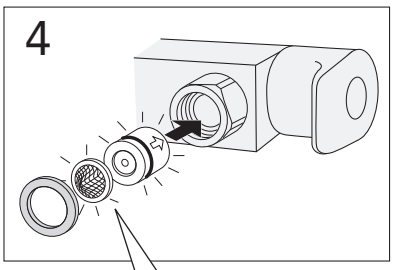

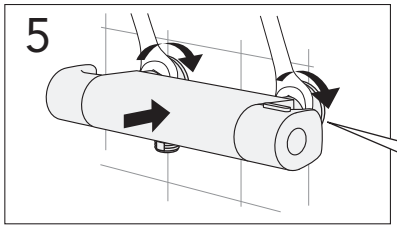

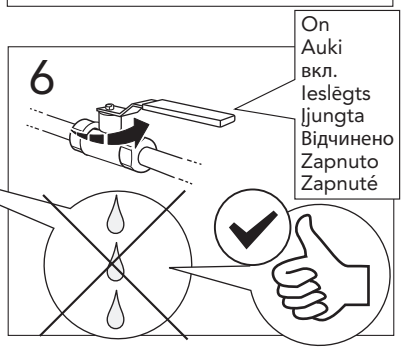

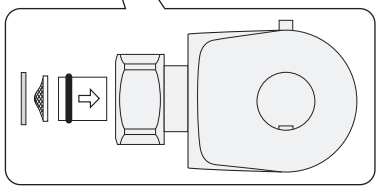

ATLANTIC 160 c-c

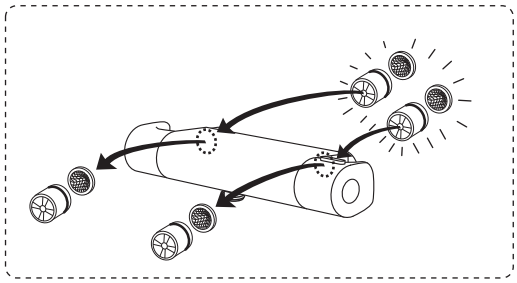

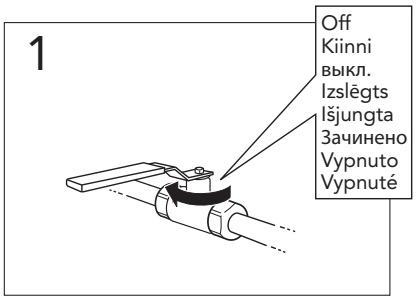

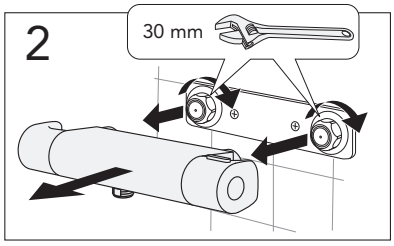

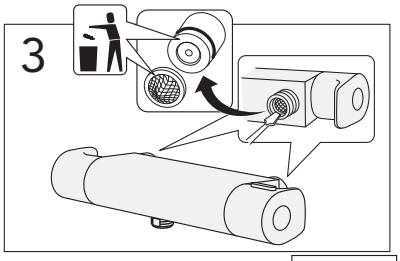

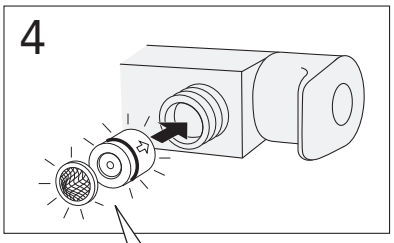

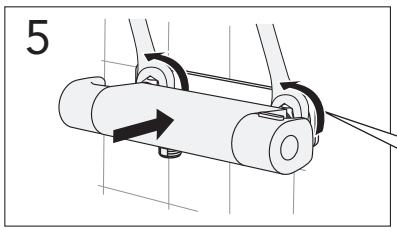

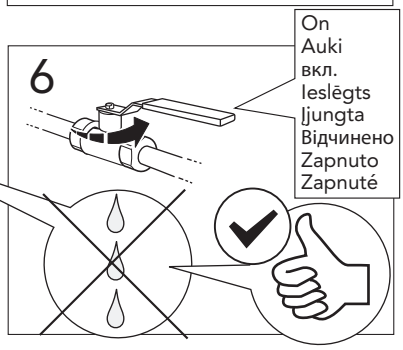

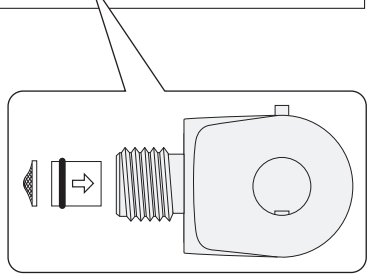

ATLANTIC

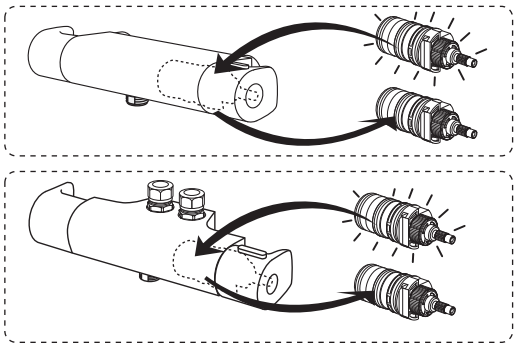

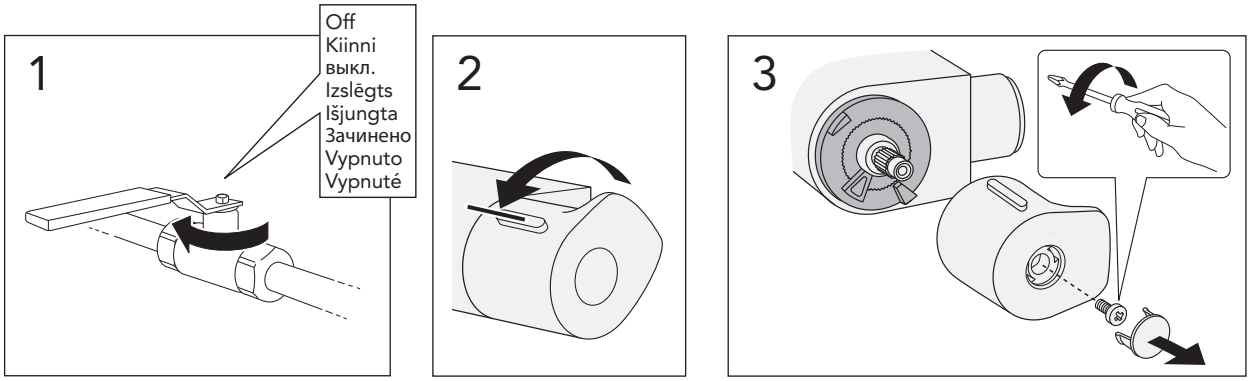
1
Off
Kiinni
выкл.
Izslēgts
Išjungta
Зачинено
Vypnuto
Vypnuté
2
3

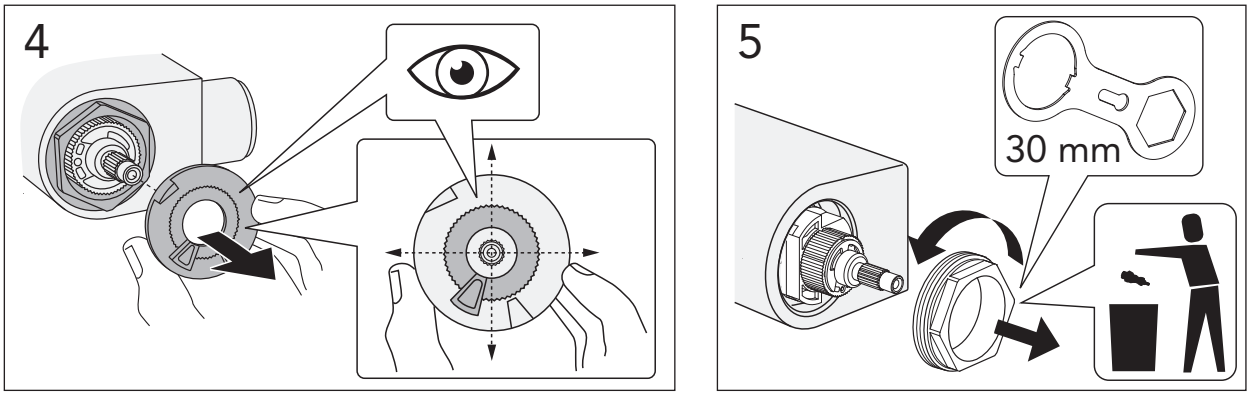
4
5
30 mm

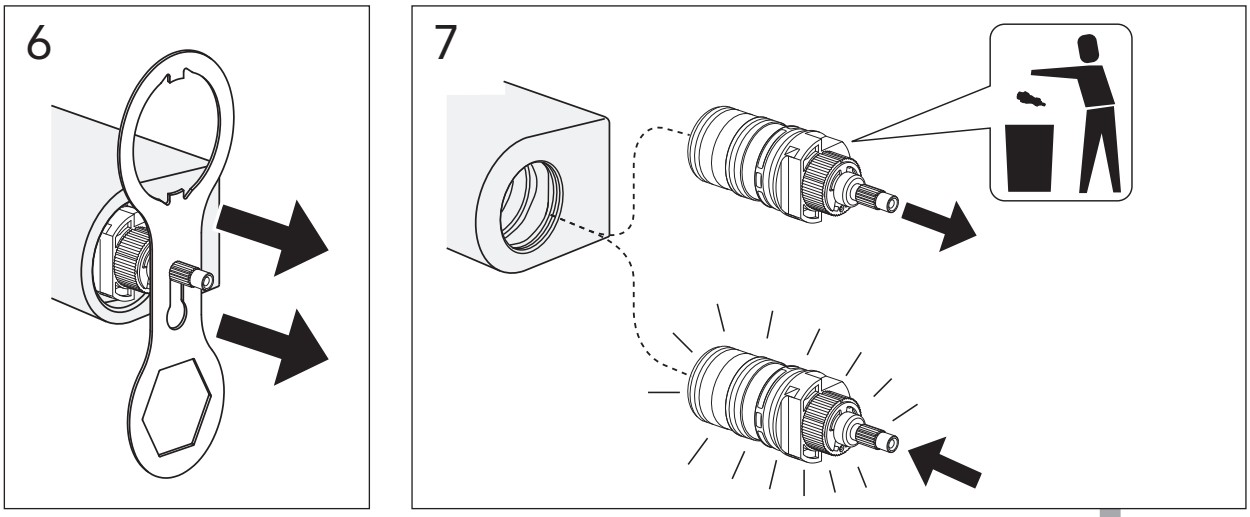
6
7

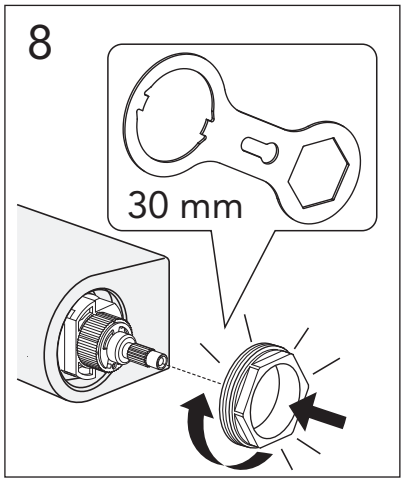
8
30 mm

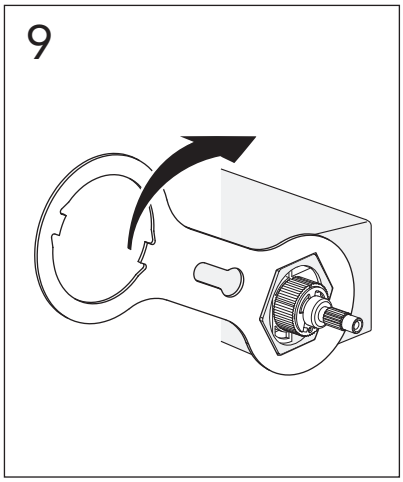
9

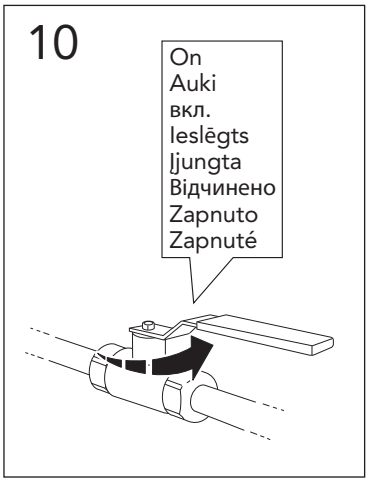
10
On
Auki
вкл.
Ieslēgts
Įjungta
Відчинено
Zapnuto
Zapnuté

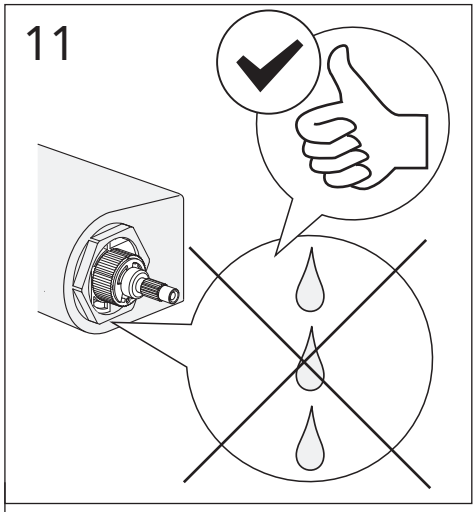
11

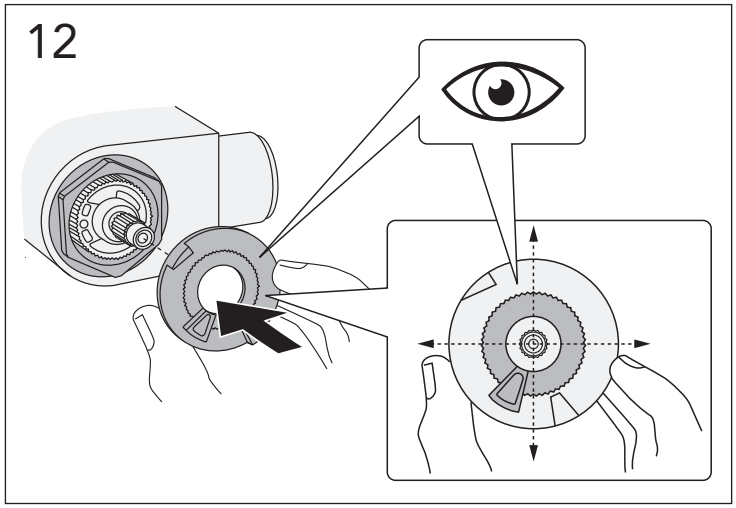
12

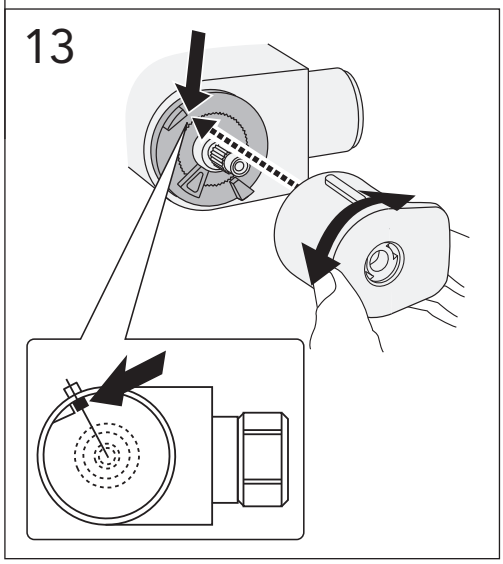
13

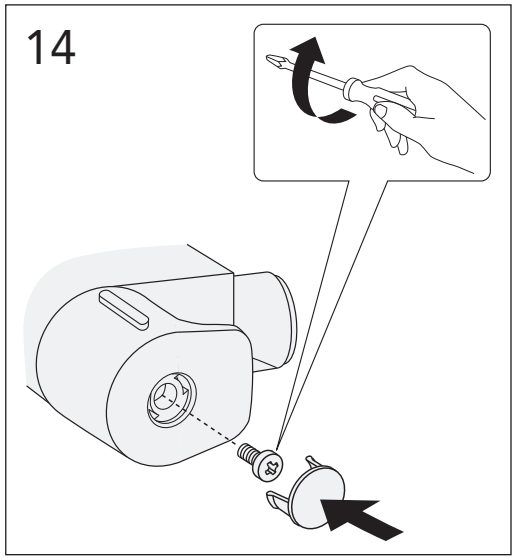
14

ATLANTIC

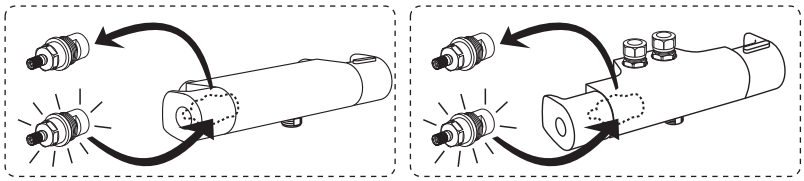

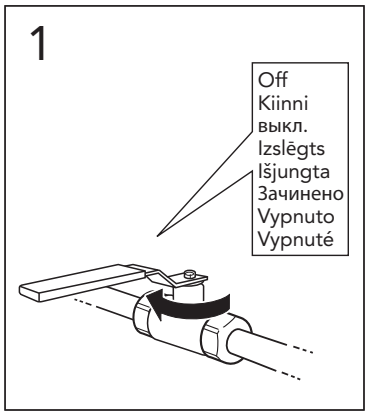
1
Off
Kiinni
выкл.
Izslēgts
Išjungta
Зачинено
Vypnuto
Vypnuté

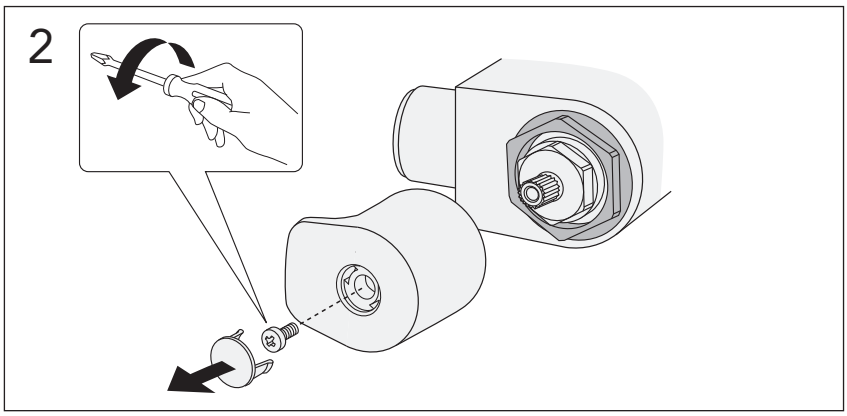
2

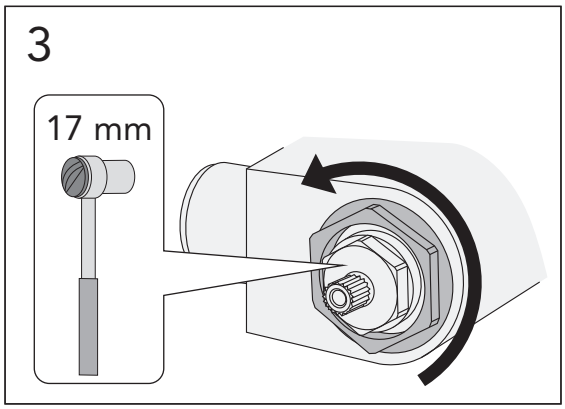
3
17 mm

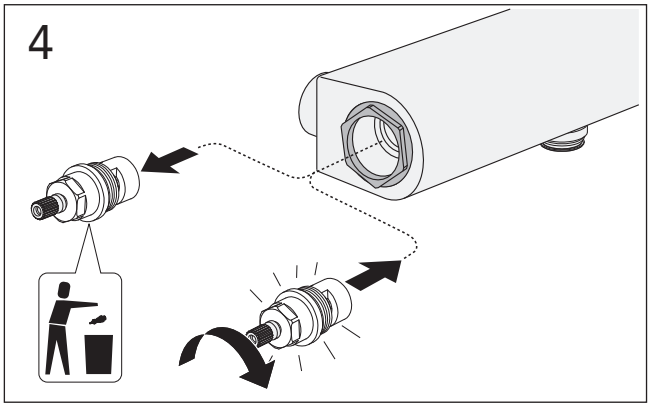
4

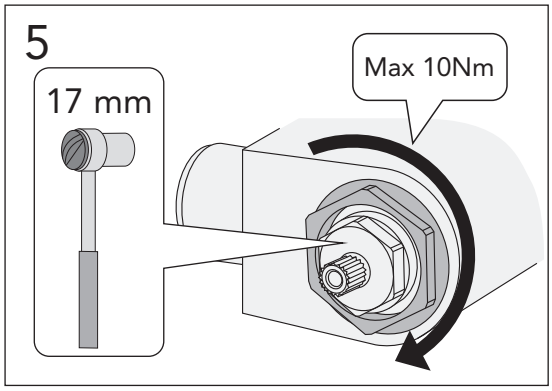
5
17 mm
Max 10Nm

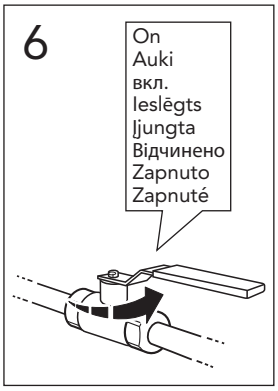
6
On
Auki
вкл.
Ieslēgts
Įjungta
Відчинено
Zapnuto
Zapnuté

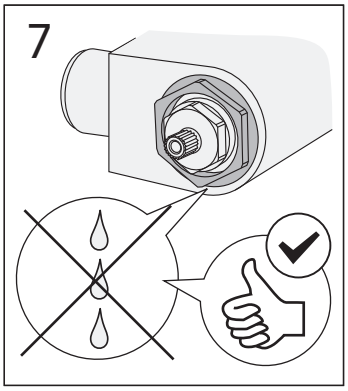
7

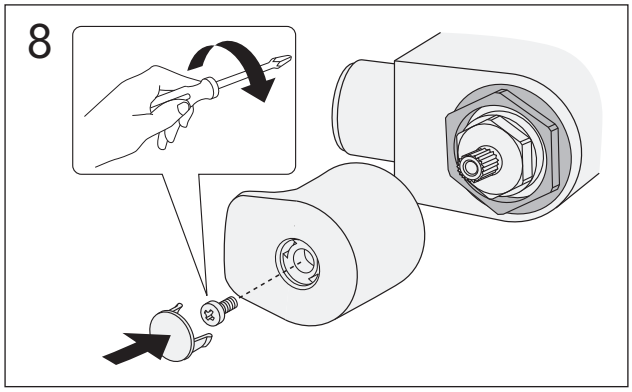
8

ATLANTIC

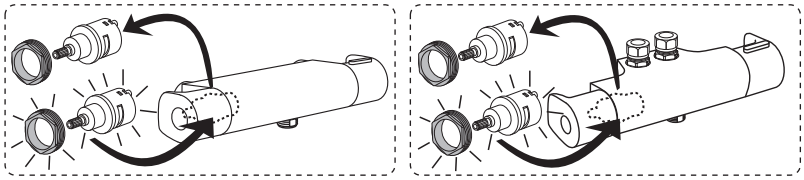

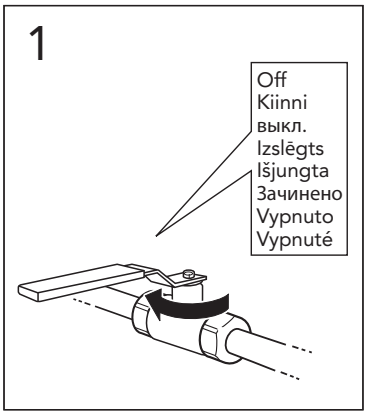
1
Off
Kiinni
выкл.
Izslēgts
Išjungta
Зачинено
Vypnuto
Vypnuté

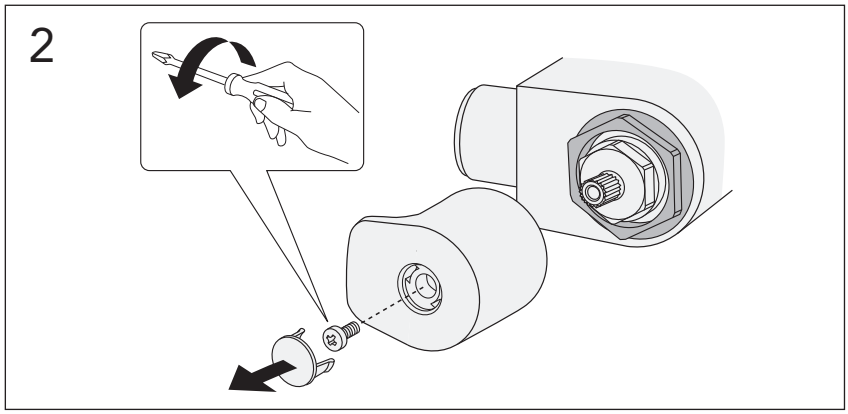
2

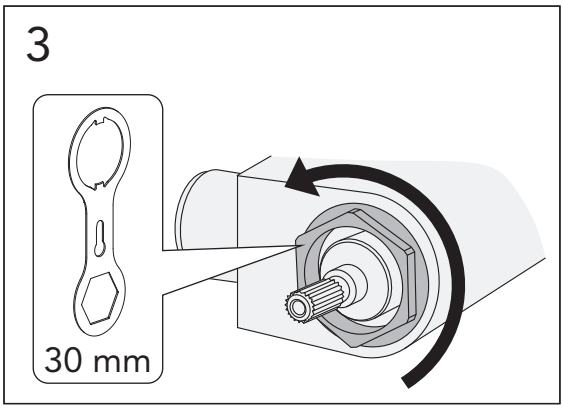
3
30 mm

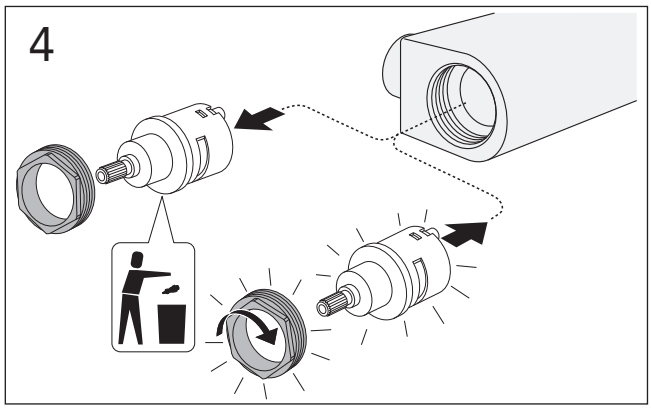
4

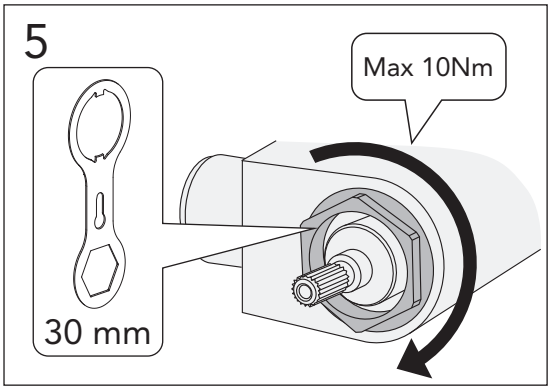
5
Max 10Nm
30 mm

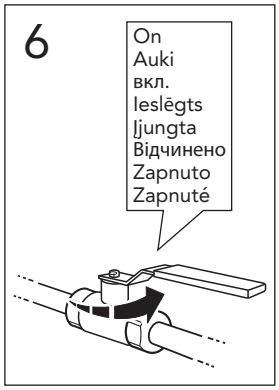
6
On
Auki
вкл.
Ieslēgts
Įjungta
Відчинено
Zapnuto
Zapnuté

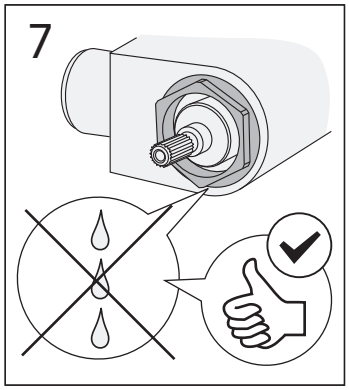
7

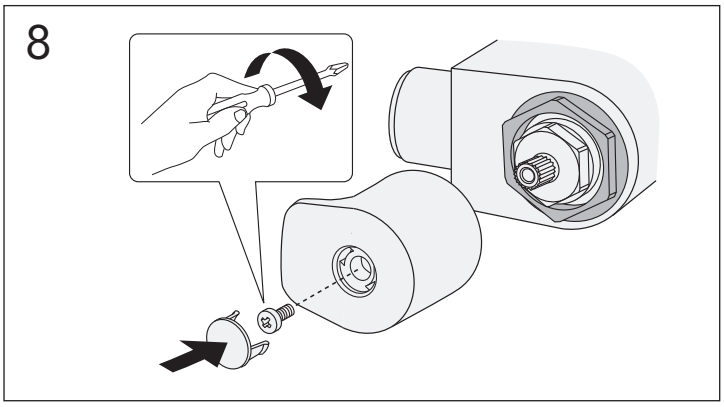
8

ATLANTIC

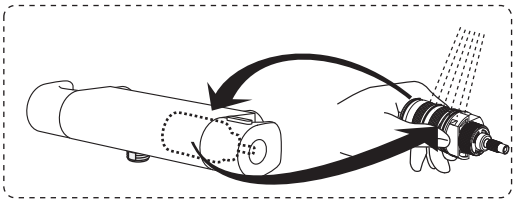

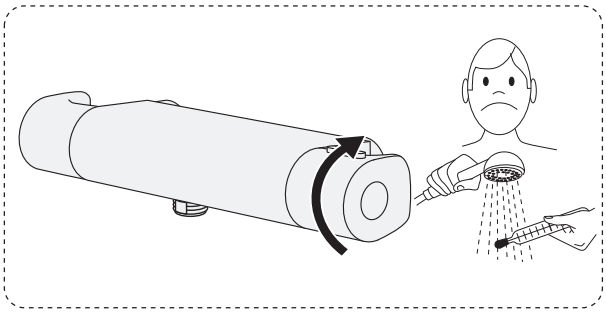

1

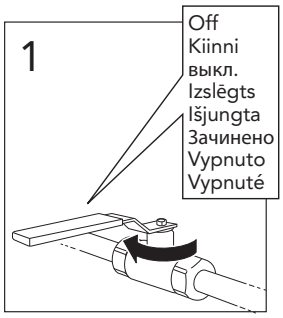

2

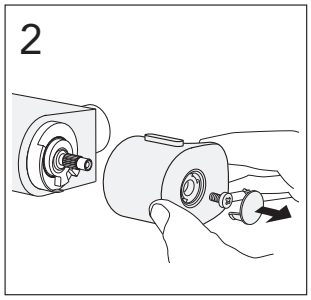

3

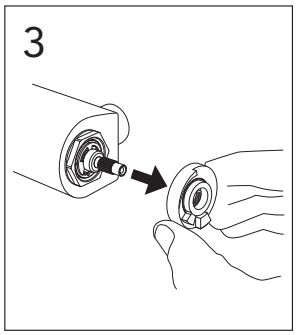

4

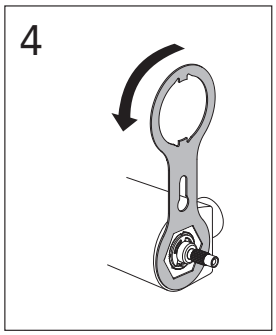

5

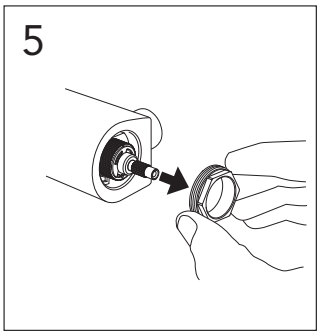

6

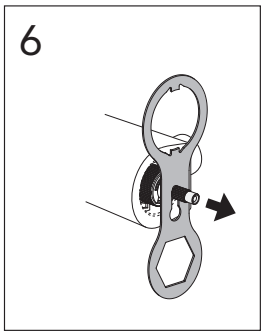

7

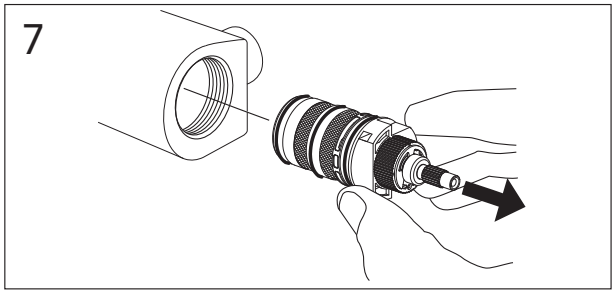

8

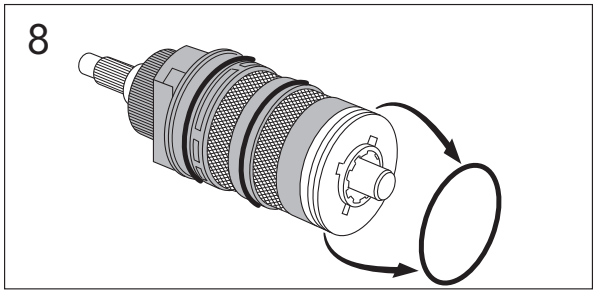

9

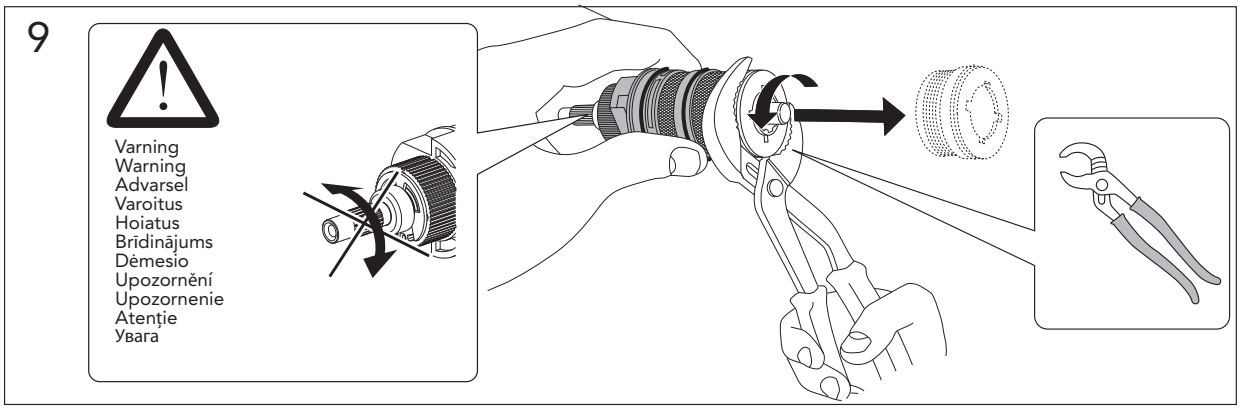

10

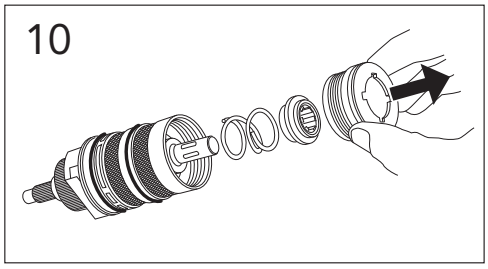

11

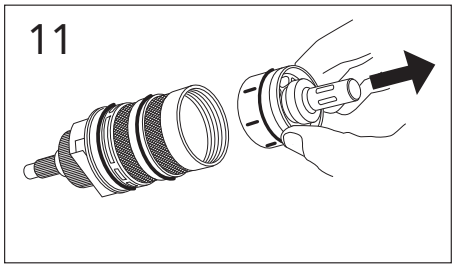

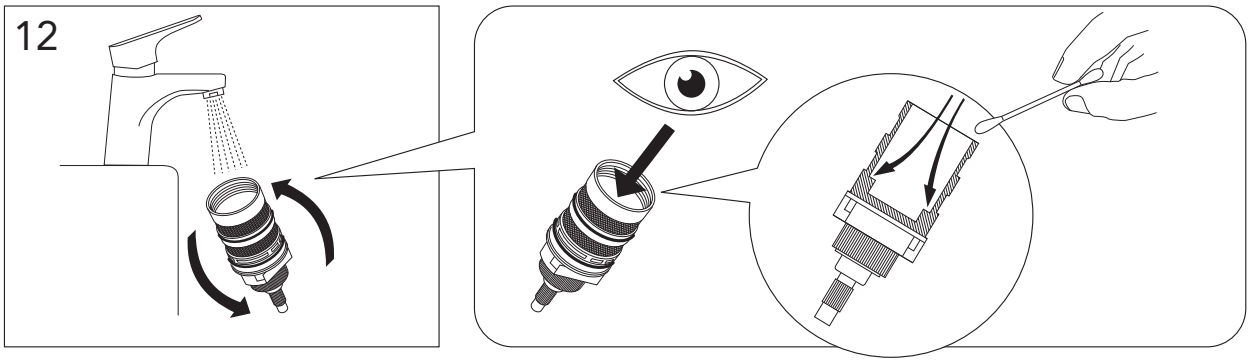
12

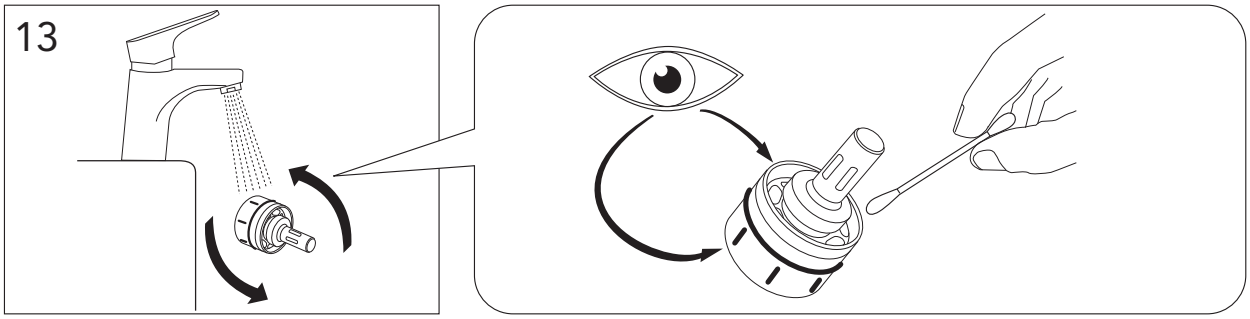
13

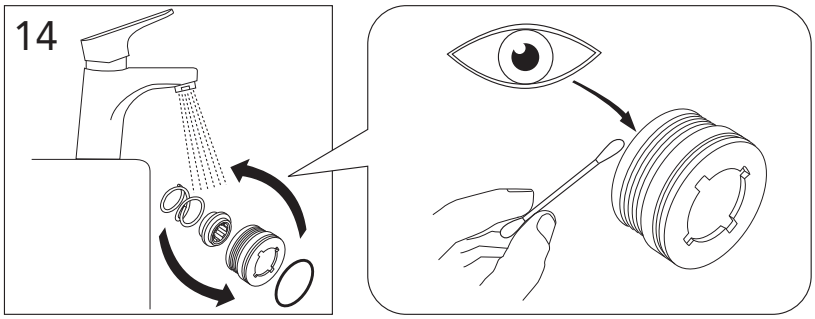
14

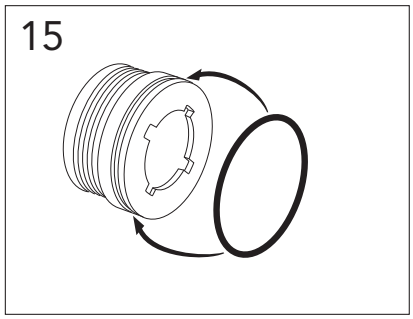
15

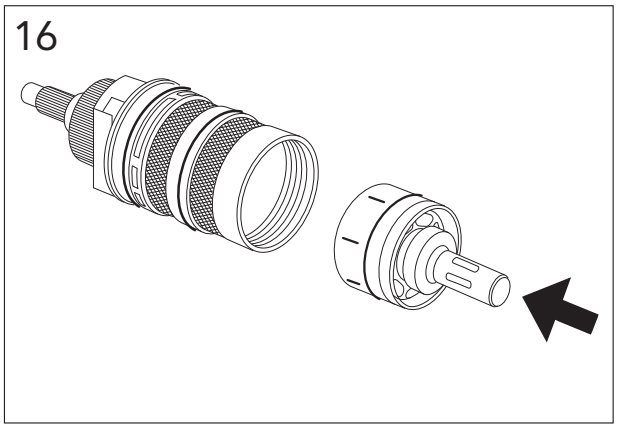
16

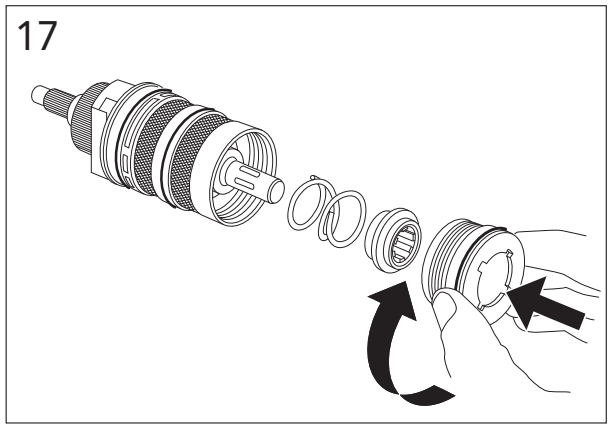
17

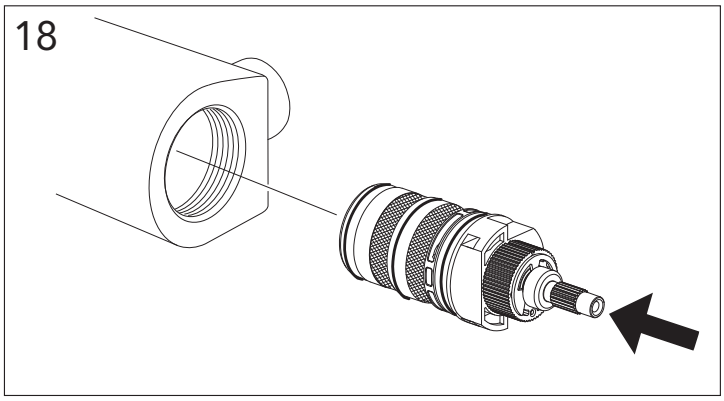
18

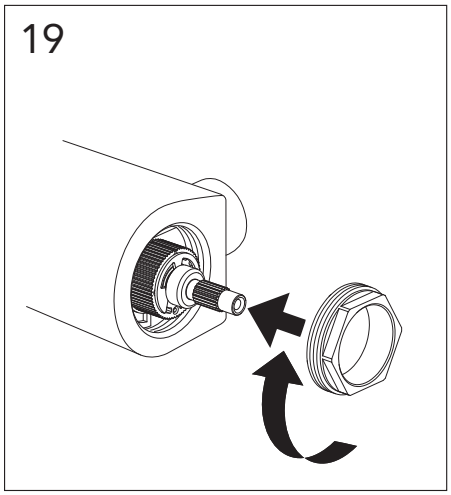
19

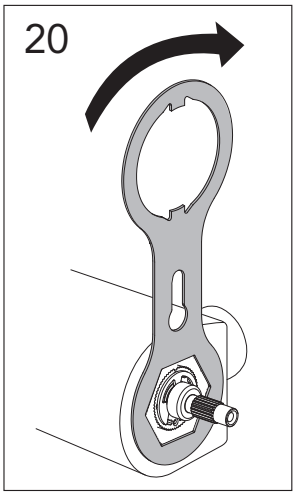
20

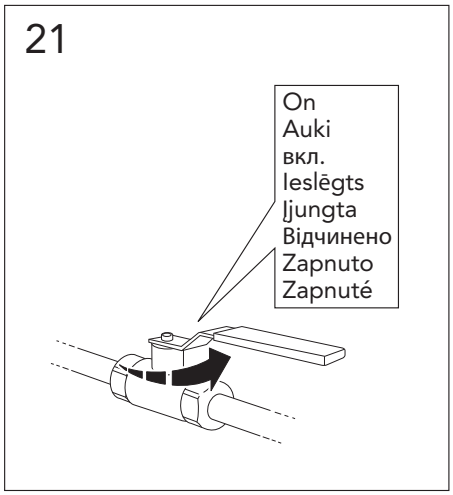
21
On
Auki
вкл.
Ieslēgts
Įjungta
Відчинено
Zapnuto
Zapnuté

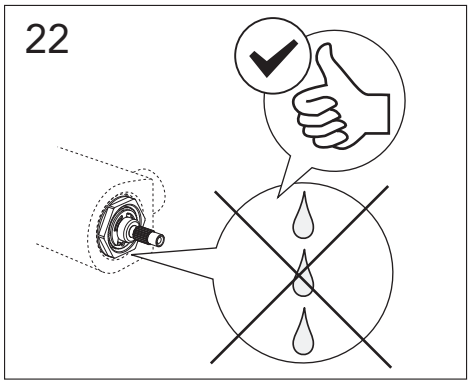
22

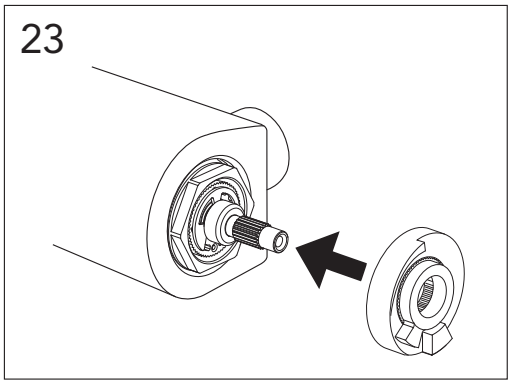
23

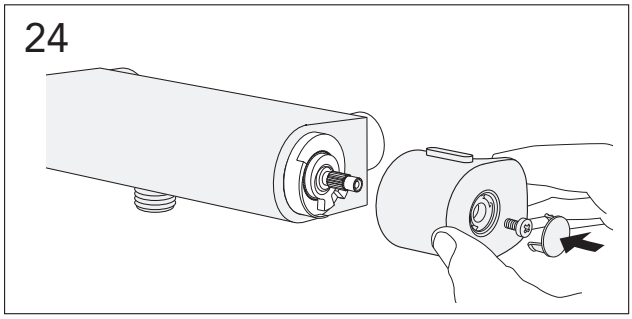
24

SWE INSTRUKTION FÖR HETVATTEN GENOMSPOLNING
GBR INSTRUCTIONS HOW TO DISINFECT
DEN INSTRUKTION FOR VARMT VAND GENNEMSPULNING
NOR INSTRUKSJON DESINFEKSJON/GJENNOMSPYLING MED VARMTVANN
FIN OHJEET KUINKA SUORITTAA KUUMAVESIHUUHTELU

SWE
Desinficera
Används när installationssystemet har bakterietillväxt. För att skydda mot tillväxt ska du alltid använda dräneringsgsventil och duschslang som motverkar tillväxt av legionella.

GBR
Disinfect
To be used when the installation system have bacteria growth. To protect from growth use always drain valve and shower hoses that reduces growth of legionella.

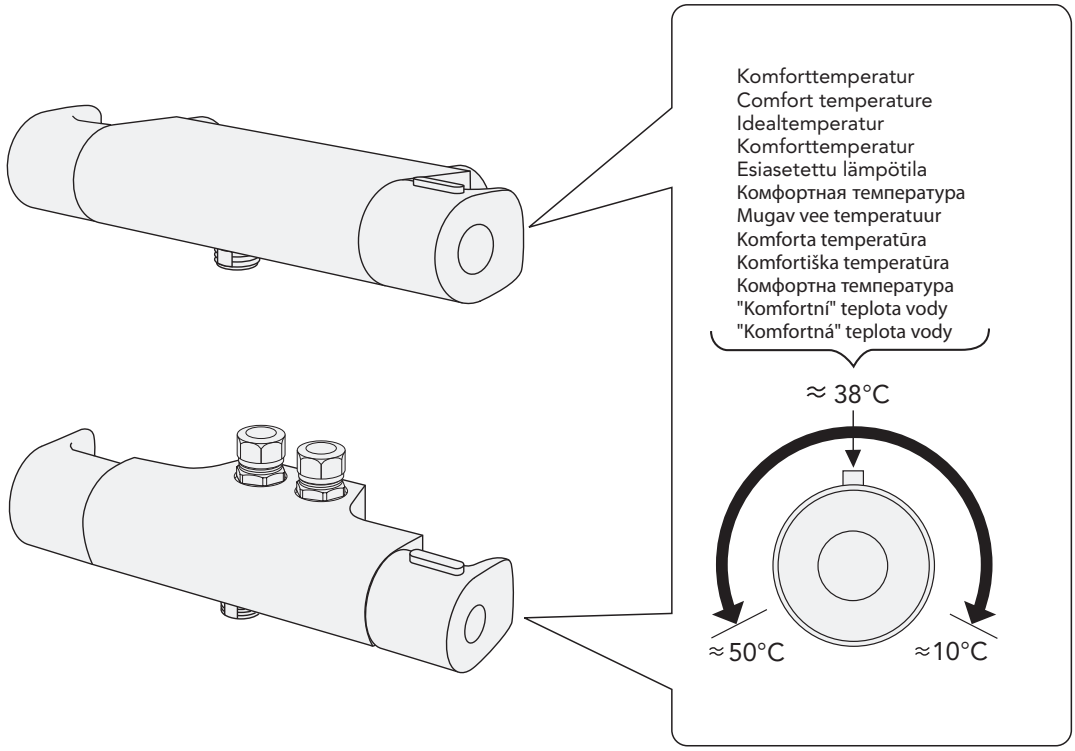

SWE
OBS: Viktigt att ansluten duschslang (och Duschhandtag om anslutet) klarar hetvatten på upp till 70°, säkerställ också att det inte kommer hetvatten på någon person, **Skållningsrisk!**

GBR
NOTE: It is important that the connected shower hose (and Handle if connected) can withstand hot water up to 70 °, ensure also that no person gets hot water, **risk of scalding!**

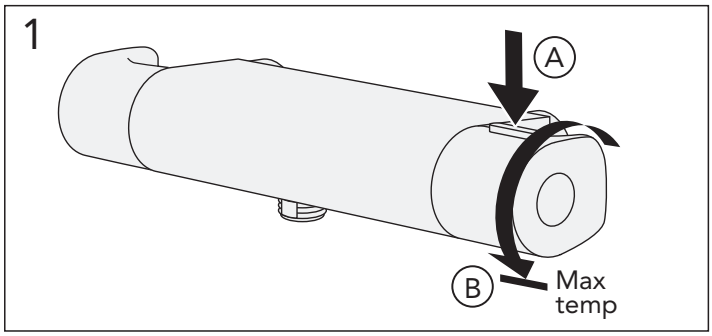

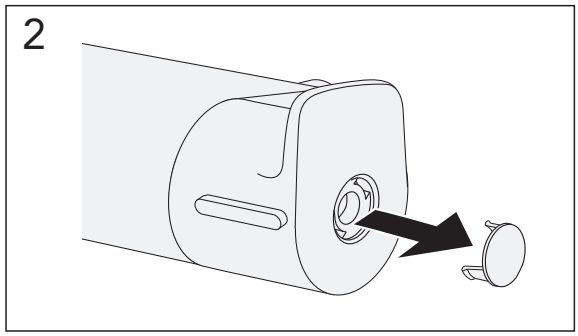

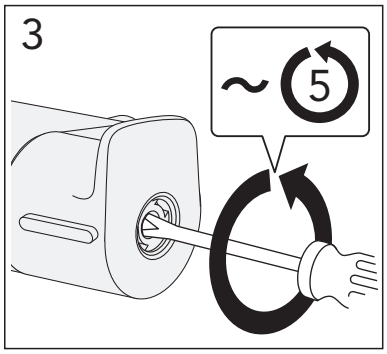

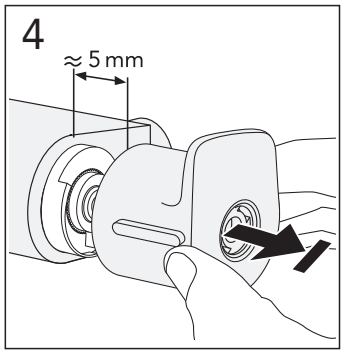



6

SWE
OBS: Viktigt att ansluten duschslang (och Duschhandtag om anslutet) klarar hetvatten på upp till 70°, säkerställ också att det inte kommer hetvatten på någon person,
Skållningsrisk!

GBR
NOTE: It is important that the connected shower hose (and Handle if connected) can withstand hot water up to 70 °, ensure also that no person gets hot water,
risk of scalding!

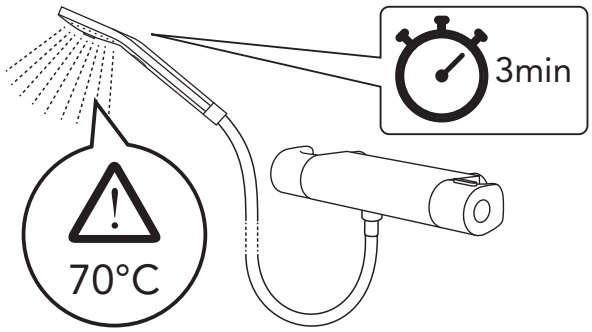

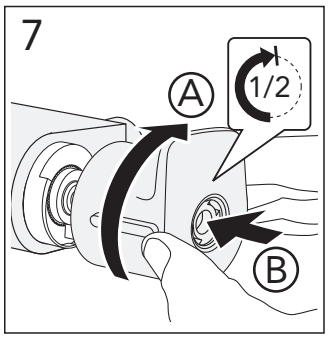

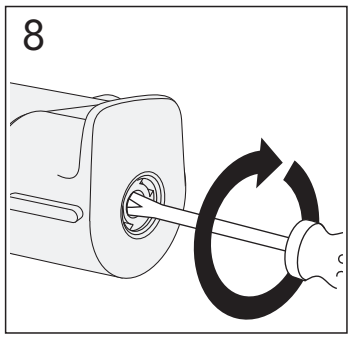



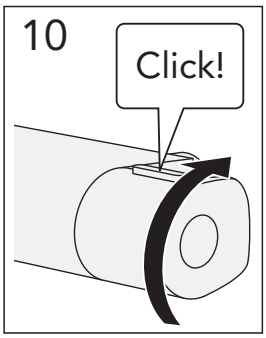

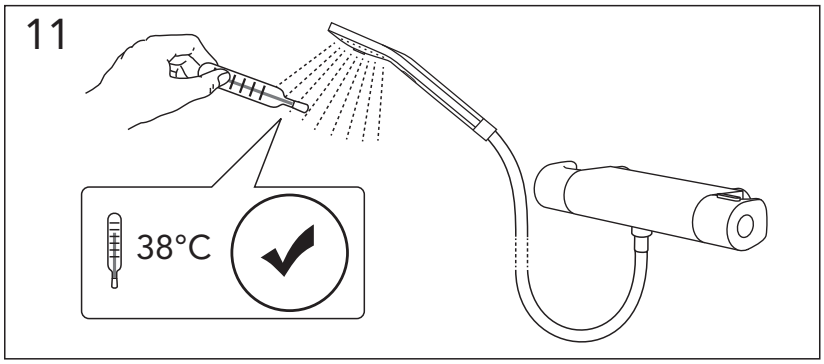

RESERVDELAR.
RESERVEDELER.
RESERVEDELE.
VARAOSAT.
SPARE PARTS.
VARUOSAD.
ATSARGINĖS DALYS.
REZERVES DAĻAS.
ЗАПАСНЫЕ ЧАСТИ.

DRIFT & SKÖTSEL
DRIFT OG VEDLIGEHOLDELSE
DRIFT OG VEDLIKEHOLD
ASENNUS-, KÄYTTÖ- JA HOITO-OHJEET
ASSEMBLY AND MAINTENANCE
PAIGALDAMINE & HOOLDAMINE
MONTAZA UN KOPSANA
MONTAVIMAS IR PRIEZIURA
УСТАНОВКА И УХОД

Art. nr Atlantic Thermomixer Complete/1. 2023-01-31

A MEMBER OF THE
VILLEROY & BOCH GROUP

Sweden
www.gustavsberg.com/se/

Denmark
www.gustavsberg.com/dk/

Norway
www.gustavsberg.com/no/

Suomi/Finland
www.gustavsberg.com/fi/

Estonia
www.gustavsberg.com/ee/

Latvia
www.gustavsberg.com/lv/

Lithuania
www.gustavsberg.com/lt/

Україна
www.gustavsberg.com/ua/

Россия
www.gustavsberg.com/ru/