

# Sika® Backer Rod Fire

## DECLARATION OF PERFORMANCE No. 21205248

<b>1</b>	<b>UNIQUE IDENTIFICATION CODE OF THE PRODUCT- TYPE:</b>	21205248
<b>2</b>	<b>INTENDED USE/S</b>	Fire Stopping and Sealing Product. Linear Joint and Gap Seals
<b>3</b>	<b>MANUFACTURER:</b>	Sika Services AG Tüffenwies 16 8064 Zürich, Switzerland
<b>5</b>	<b>SYSTEM/S OF AVCP:</b>	System 1
<b>6b</b>	<b>EUROPEAN ASSESSMENT DOCUMENT:</b>	EAD 350141-00-1106:2017
	European Technical Assessment:	ETA 23/0088 of 31/03/2023
	Technical Assessment Body:	UL International (Netherlands) B.V.
	Notified body/ies:	2821

### Declaration of Performance

Sika Backer Rod Fire  
21205248  
2023.05 , ver. 3  
1318

## 7 DECLARED PERFORMANCE/S

Essential Characteristics	Performance	AVCP	Harmonised Technical Specification
Reaction to fire*	A1	System 1	EAD 350141-00-1106:2017
Resistance to fire	Annex A	System 1	
Content, emission and/or release of dangerous substances	NPD	System 1	
Air permeability (material property)	NPD	System 1	
Water permeability (material property)	NPD	System 1	
Mechanical resistance and stability	NPD	System 1	
Resistance to impact/movement	NPD	System 1	
Adhesion	NPD	System 1	
Durability	x	System 1	
Movement capacity	NPD	System 1	
Cycling of perimeter seals for curtain walls	NPD	System 1	
Compression set	NPD	System 1	
Linear expansion on setting	NPD	System 1	
Airborne sound insulation	NPD	System 1	
Thermal properties	NPD	System 1	
Water vapour permeability	NPD	System 1	

\*Sika Backer Rod Fire only, where additional sealants are used, this will affect the reaction to fire class and data for the sealant needs to be consulted.

### Declaration of Performance

Sika Backer Rod Fire  
21205248  
2023.05 , ver. 3  
1318

# Annex A - Resistance to Fire Classification – Sika Backer Rod Fire

## A.1 Rigid wall and floor constructions with thickness of minimum 150 mm

### A.1.1 Vertical joint seals between walls

Sika Backer Rod Fire linear joint seals in/between rigid walls 150 mm or thicker and density  $\geq 760 \text{ kg/m}^3$  in the following configurations:

<p>Configuration V1: Double seal</p>	<p>Configuration V2: Single seal unexposed side</p>
<p>Configuration V3: Single seal, any position within the wall</p>	<p>Configuration V4: Sika Backer Rod Fire + sealant* on any side and PE backer rod + sealant* on the opposite side</p>

\*Sika Backer Rod Fire can be combined with any Sika sealant including Sika owned brands.

#### A.1.1.1.

Configuration	Classification
V1	EI 240 - V - X - F - W 7-51
V2	E 240 - V - X - F - W 7-51 EI 120 - V - X - F - W 7-51
V3	E 240 - V - X - F - W 7-51 EI 20 - V - X - F - W 7-51
V4	E 240 - V - X - F - W 7-51 EI 120 - V - X - F - W 7-51

#### Declaration of Performance

Sika Backer Rod Fire  
21205248  
2023.05 , ver. 3  
1318

### A.1.2. Horizontal joint seals in walls

Sika Backer Rod Fire linear joint seals in/between rigid walls 150 mm or thicker and density  $\geq 760 \text{ kg/m}^3$  in the following configurations:

Configuration T1: Double seal	Configuration T2: Single seal unexposed side
Configuration T3: Single seal, any position within the wall	Configuration T4: Sika Backer Rod Fire + sealant* on any side and PE backer rod + sealant* on the opposite side
Configuration T5: Double backer rod, single seal. Any position within the wall	

\*Sika Backer Rod Fire can be combined with any Sika sealant including Sika owned brands.

#### A.1.2.1

Configuration	Classification
T1	EI 180 - T - X - F - W 7-51
T2	E 240 - T - X - F - W 7-51
	EI 90 - T - X - F - W 7-51
T3	E 120 - T - X - F - W 7-51
	EI 20 - T - X - F - W 7-51
T4	E 180 - T - X - F - W 7-51
	EI 90 - T - X - F - W 7-51
T5	E 180 - T - X - F - W 7-51
	EI 60 - T - X - F - W 7-51

#### Declaration of Performance

Sika Backer Rod Fire  
21205248  
2023.05 , ver. 3  
1318

### A.1.3. Horizontal joint seals in floors

Sika Backer Rod Fire linear joint seals in/between rigid floors and walls 150 mm or thicker and density  $\geq 760$  kg/m<sup>3</sup> in the following configurations:

<p>Configuration H1: Double seal</p>	<p>Configuration H2: Single seal unexposed side</p>
<p>Configuration H3: Single seal, any position within the floor</p>	<p>Configuration H4: Sika Backer Rod Fire + sealant* on any side and PE backer rod + sealant* on the opposite side</p>
<p>Configuration H5: Double backer rod, single seal. Any position within the floor</p>	

\*Sika Backer Rod Fire can be combined with any Sika sealant including Sika owned brands.

#### A.1.3.1

Configuration	Classification
H1	EI 180 - H - X - F - W 7-51
H2	E 240 - H - X - F - W 7-51 EI 90 - H - X - F - W 7-51
H3	E 120 - H - X - F - W 7-51 EI 20 - H - X - F - W 7-51
H4	E 180 - H - X - F - W 7-51 EI 90 - H - X - F - W 7-51
H5	E 180 - H - X - F - W 7-51 EI 60 - H - X - F - W 7-51

#### Declaration of Performance

Sika Backer Rod Fire  
21205248  
2023.05 , ver. 3  
1318

---

**8 APPROPRIATE TECHNICAL DOCUMENTATION AND/OR -  
SPECIFIC TECHNICAL DOCUMENTATION**

---

The performance of the product identified above is in conformity with the set of declared performance/s. This declaration of performance is issued, in accordance with Regulation (EU) No 305/2011, under the sole responsibility of the manufacturer identified above.

Signed for and on behalf of the manufacturer by:

---

Name : Tomek Gutowski  
Function: Standardization and  
Approvals Manager  
At Warszawa on 20 May 2023



.....

Name : Wiktor Karpala  
Function: Standardization and Approvals  
At Kraków on 20 May 2023



.....

---

End of information as required by Regulation (EU) No 305/2011

**Declaration of Performance**


Sika Backer Rod Fire

21205248

2023.05 , ver. 3

1318

## Full CE marking

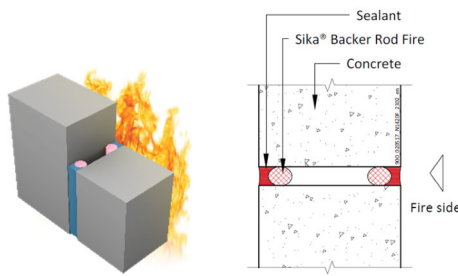
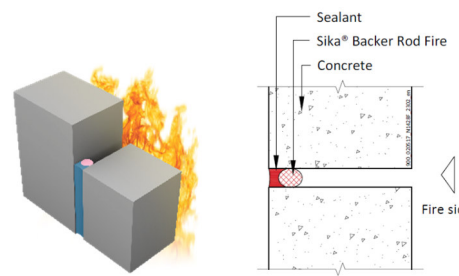
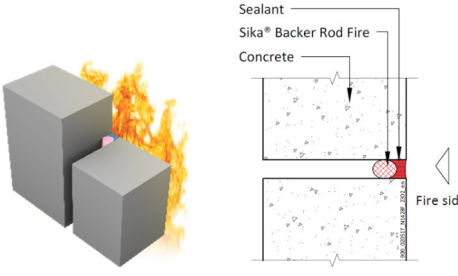
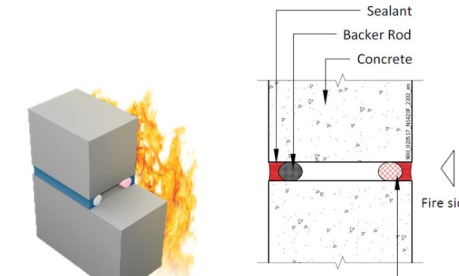
	
20	
Sika Services AG, Zurich, Switzerland	
DoP No. 21205248	
Reaction to fire*	A1
Resistance to fire	Annex A

## Annex A - Resistance to Fire Classification – Sika Backer Rod Fire

### A.1 Rigid wall and floor constructions with thickness of minimum 150 mm

#### A.1.1 Vertical joint seals between walls

Sika Backer Rod Fire linear joint seals in/between rigid walls 150 mm or thicker and density  $\geq 760 \text{ kg/m}^3$  in the following configurations:

	
<b>Configuration V1: Double seal</b>	<b>Configuration V2: Single seal unexposed side</b>
	
<b>Configuration V3:</b> Single seal, any position within the wall	<b>Configuration V4:</b> Sika Backer Rod Fire + sealant* on any side and PE backer rod + sealant* on the opposite side

\*Sika Backer Rod Fire can be combined with any Sika sealant including Sika owned brands.

#### Declaration of Performance

Sika Backer Rod Fire  
21205248  
2023.05 , ver. 3  
1318

**A.1.1.1.**

<b>Configuration</b>	<b>Classification</b>
V1	EI 240 - V - X - F - W 7-51
V2	E 240 - V - X - F - W 7-51 EI 120 - V - X - F - W 7-51
V3	E 240 - V - X - F - W 7-51 EI 20 - V - X - F - W 7-51
V4	E 240 - V - X - F - W 7-51 EI 120 - V - X - F - W 7-51



## A.1.2. Horizontal joint seals in walls

Sika Backer Rod Fire linear joint seals in/between rigid walls 150 mm or thicker and density  $\geq 760 \text{ kg/m}^3$  in the following configurations:

<p>Configuration T1: Double seal</p>	<p>Configuration T2: Single seal unexposed side</p>
<p>Configuration T3: Single seal, any position within the wall</p>	<p>Configuration T4: Sika Backer Rod Fire + sealant* on any side and PE backer rod + sealant* on the opposite side</p>
<p>Configuration T5: Double backer rod, single seal. Any position within the wall</p>	

\*Sika Backer Rod Fire can be combined with any Sika sealant including Sika owned brands.


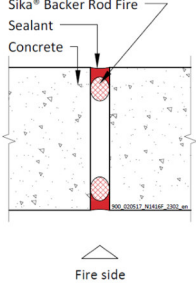
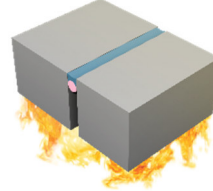
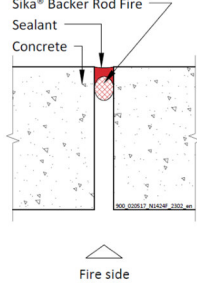

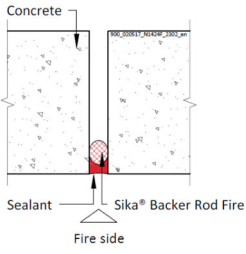
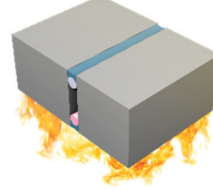
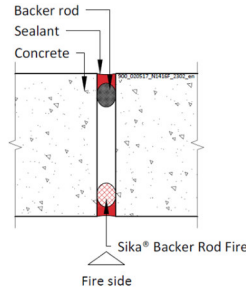

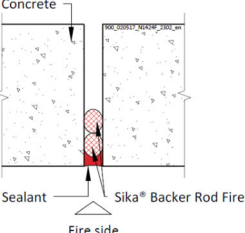
### A.1.2.1

Configuration	Classification
T1	EI 180 - T - X - F - W 7-51
T2	E 240 - T - X - F - W 7-51 EI 90 - T - X - F - W 7-51
T3	E 120 - T - X - F - W 7-51 EI 20 - T - X - F - W 7-51
T4	E 180 - T - X - F - W 7-51 EI 90 - T - X - F - W 7-51
T5	E 180 - T - X - F - W 7-51 EI 60 - T - X - F - W 7-51

#### Declaration of Performance

Sika Backer Rod Fire  
21205248  
2023.05 , ver. 3  
1318

### A.1.3. Horizontal joint seals in floors

<p>Sika Backer Rod Fire linear joint seals in/between rigid floors and walls 150 mm or thicker and density <math>\geq 760 \text{ kg/m}^3</math> in the following configurations:</p>	
 	 
<p><b>Configuration H1: Double seal</b></p>	<p><b>Configuration H2: Single seal unexposed side</b></p>
 	 
<p><b>Configuration H3: Single seal, any position within the floor</b></p>	<p><b>Configuration H4: Sika Backer Rod Fire + sealant* on any side and PE backer rod + sealant* on the opposite side</b></p>
 	
<p><b>Configuration H5: Double backer rod, single seal. Any position within the floor</b></p>	

\*Sika Backer Rod Fire can be combined with any Sika sealant including Sika owned brands.

#### Declaration of Performance

Sika Backer Rod Fire  
21205248  
2023.05, ver. 3  
1318


### A.1.3.1

Configuration	Classification
H1	EI 180 - H - X - F - W 7-51
H2	E 240 - H - X - F - W 7-51 EI 90 - H - X - F - W 7-51
H3	E 120 - H - X - F - W 7-51 EI 20 - H - X - F - W 7-51
H4	E 180 - H - X - F - W 7-51 EI 90 - H - X - F - W 7-51
H5	E 180 - H - X - F - W 7-51 EI 60 - H - X - F - W 7-51

EAD 350141-00-1106:2017
Notified Body 2821
Fire Stopping and Sealing Product. Linear Joint and Gap Seals

<http://dop.sika.com>

### CE MARKING TO BE PLACED ON THE LABEL

 20
Sika Services AG, Zurich, Switzerland
DoP No. 21205248
For declared characteristics details see accompanying documents
EAD 350141-00-1106:2017
Notified Body 2821
Fire Stopping and Sealing Product. Linear Joint and Gap Seals

<http://dop.sika.com>

#### Declaration of Performance

Sika Backer Rod Fire  
21205248  
2023.05 , ver. 3  
1318

---

## ECOLOGY, HEALTH, AND SAFETY INFORMATION (REACH)

User must read the most recent corresponding Safety Data Sheets (SDS) before using any products. The SDS provides information and advice on the safe handling, storage and disposal of chemical products and contains physical, ecological, toxicological and other safety-related data..

---

### LEGAL NOTE

Any information provided in this Declaration of Performance ("DoP"), including any descriptions and recommendations relating to the application and end-use of any Sika products ("Products"), are given in good faith based on Sika's current knowledge and experience of the Products when properly stored, handled and applied under normal conditions in accordance with Sika's recommendations. Please note that the materials, substrates and actual site conditions may vary considerably, and therefore Sika makes no warranty for merchantability or fitness for a particular purpose, and accepts no liability for the application and use of the Products, for any recommendations, or for any advice offered. Prior to using, the Product must be tested for its suitability for the intended application and purpose, and the most recent version of the Product Data Sheet must be consulted. Sika reserves the right to change the properties of its Products any time without prior notice. Any orders for Products or services provided by Sika are subject to Sika's current terms and conditions of sale.

---

**Sika Services AG**  
Tüffenwies 16  
8064 Zürich  
Switzerland  
[www.sika.com](http://www.sika.com)

### Declaration of Performance

Sika Backer Rod Fire  
21205248  
2023.05 , ver. 3  
1318

12/12

**BUILDING TRUST**

