

SEGNO

WOOD - PRODUCT DATASHEET 2024



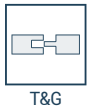
Hanaskog 2023.12

TECHNICAL DATA (EN 13489)		11 mm
Reaction to fire	EN 13501	Cfl-s1
Emission of formaldehyde	EN 14342	E1
Brinell hardness (average value) Oak	(BHN) EN1534	3,7
Reduction of sound weighted index ΔL_W in dB with 2 mm Tarkofoam/flex II	EN ISO 10140-3 / EN ISO 717-2	N/A
Thermal insulation value (RT m ² K/W) board only	EN ISO 10456:2007	0,101
Thermal conductivity (W/m K)	EN 12664 / EN 14342:2013	0,17
Construction: plywood support		2-layer

INSTALLATION	
Installation method	Glue down
Installation instruction	Download from www.tarkett.com Contact your supplier for more details
Underfloor heating compatible Maximum floor surface temperature 27°C with self-regulating underfloor heating system	Yes

RECOMMENDED ACCESSORIES	
Installation	Adhesive as recommended in installation instruction
Aesthetics	Skirting Transition moulding Pipe covers
Care & Maintenance	Tarkoclean for hardwax oiled floors Refresher for hardwax oiled floors
See more alternatives and the complete range of accessories @ www.tarkett.com	

MAINTENANCE
These Tarkett wooden floors have a Proteco surface treatment and therefore a strong protection against normal wear, abrasion, scratches and stains. Some floors will require more frequent maintenance for increased life span. Generally these products are light coloured floors and hardwax oiled floors, particularly with brushed surface and/or highlighted details. Please always refer to maintenance guidance available on websites.
See maintenance instructions @ www.tarkett.com



SEGNO

WOOD - PRODUCT DATASHEET 2024


DESIGN

The collection comprises of two modular boards (left and right), available in several different colour nuances and treated with Proteco Hardwax Oil. Combining the boards in different ways you will be able to create both traditional and new and exciting patterned floors. Additionally, by mixing the different colours you can add infinite possibilities to your creative expression.


PRODUCT DATA	Material code	Dimensions LxWxH (mm)	Pattern	Surface treatment	Surface effect	Bevel (4 side)	Character	Latin name	DoP no.	Wear layer thk (mm)	Board/ pack	m2/ pack	m2/ pallet	Net weight/ m2 (kg)
Segno Oak Lime Stone	41020031	600 x 120 x 11	Left Modular	Proteco Hardwax Oil	Brushed	Minibevel	Lively	1	0020-0144	3,5	32	2,30	69,12	7,16
	41020032	600 x 120 x 11	Right Modular	Proteco Hardwax Oil	Brushed	Minibevel	Lively	1	0020-0144	3,5	32	2,30	69,12	7,16
Segno Oak Blonde	41020033	600 x 120 x 11	Left Modular	Proteco Hardwax Oil	Brushed	Minibevel	Lively	1	0020-0144	3,5	32	2,30	69,12	7,16
	41020034	600 x 120 x 11	Right Modular	Proteco Hardwax Oil	Brushed	Minibevel	Lively	1	0020-0144	3,5	32	2,30	69,12	7,16
Segno Oak	41020035	600 x 120 x 11	Left Modular	Proteco Hardwax Oil	Brushed	Minibevel	Lively	1	0020-0144	3,5	32	2,30	69,12	7,16
	41020036	600 x 120 x 11	Right Modular	Proteco Hardwax Oil	Brushed	Minibevel	Lively	1	0020-0144	3,5	32	2,30	69,12	7,16
Segno Oak Old Grey	41020037	600 x 120 x 11	Left Modular	Proteco Hardwax Oil	Brushed	Minibevel	Lively	1	0020-0144	3,5	32	2,30	69,12	7,16
	41020038	600 x 120 x 11	Right Modular	Proteco Hardwax Oil	Brushed	Minibevel	Lively	1	0020-0144	3,5	32	2,30	69,12	7,16
Segno Oak Old Brown	41020039	600 x 120 x 11	Left Modular	Proteco Hardwax Oil	Brushed	Minibevel	Lively	1	0020-0144	3,5	32	2,30	69,12	7,16
	41020040	600 x 120 x 11	Right Modular	Proteco Hardwax Oil	Brushed	Minibevel	Lively	1	0020-0144	3,5	32	2,30	69,12	7,16

Due to the nature of the material this table shows typical values.


1: Quercus Robur & Quercus Petraea



Segno Oak Lime Stone



Segno Oak Blonde



Segno Oak



Segno Oak Old Grey



Segno Oak Old Brown

The pictures only present the colour of the floor. For more details regarding grading and variations see the Grading Book or www.tarkett.com. Tarkett's international range of floors comprises many different products. Some of these may not be for sale in your country. Although every care has been taken to reproduce images that reflect the finished product, the quality of monitor and printer and the nature of wood results in variations in the color and structure of individual planks. When sanding a wooden floor the appearance will change in colour, texture and surface effects.

For further and latest information please visit www.tarkett.com