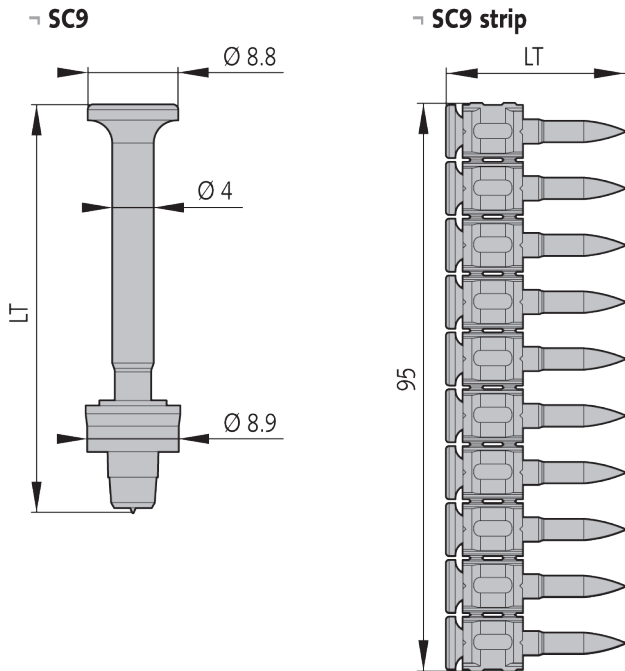

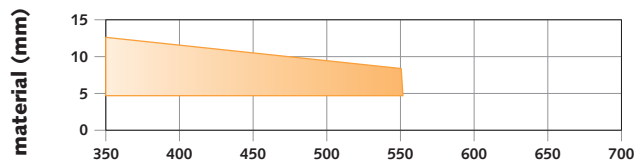


# SPIT SC9 - SC9 strip



## APPLICATION LIMIT



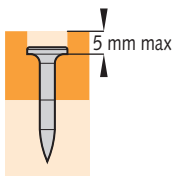
(1) E24	E28	E36	A60
(2) ST37	ST44	ST52	ST60
(3) S235	S275	S355	E335

(1) French designation - (2) German designation  
(3) Designation according to European standard NF EN 10027-1

Ultimate tensile strength of base material (N/mm<sup>2</sup>)

## CONTROL FIXING

### Fixing of timber



### Embedment depth in base material

		H <sub>nom</sub> <sup>(1)</sup> (mm)
	E24	12
	ST 52	10
	C30/37	20 - 25
	C40/50	15 - 20
	C50/60	15 - 20

<sup>(1)</sup> indicative value

## DESCRIPTION

- Timber to concrete
- Timber to steel
- Steel to Steel
- Steel to concrete

## PROPERTIES MATERIAL

- Core hardness: 54-58 HRC
- Electrogalvanizing, min zinc coating 7µm

## TOOLS

P370  
SC9 strip only with P370 C60

## PIN LENGTH SELECTION

### Fixing of steel sheet

SC9 (SC9-LT)	Thickness of steel sheet		Code for SC9 strip	Code for SC9 loose
SC9-15	≤ 1.5	-	011340	032500
SC9-20	≤ 3	-	011341	032510
SC9-25	-	≤ 3	011342	032950

### Fixing of timber

SC9 (SC9-LT)	Thickness of timber	Code for SC9 strip	Code for SC9 loose
SC9-25	≤ 5	011342	032950
SC9-30	5 - 10	011343	032930
SC9-35	10 - 15	011344	032940
SC9-40	15 - 20	011345	032920
SC9-50	25 - 30	011346	032910
SC9-60	35 - 40	011347	032900
SC9-70	45 - 50	-	032890
SC9-75	50 - 55	055621	-

<sup>(1)</sup> For other concrete class, select the length of pin with the embedment depth given above.

## RECOMMENDED LOAD

Base material	N <sub>Rec</sub> (kN)	V <sub>Rec</sub> (kN)
Steel E24 Thickness min. 5 mm	2.0	2.0
Concrete C20/25	0.5	0.5

Recommended loads are calculated with global safety factor.